

## Electronic Supplementary Information file

for manuscript

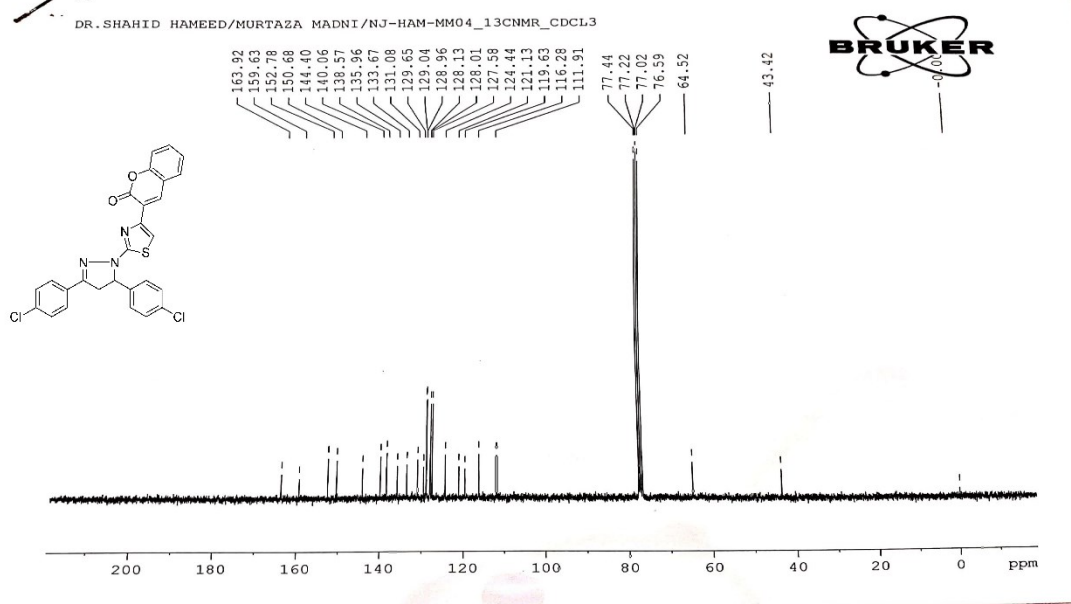
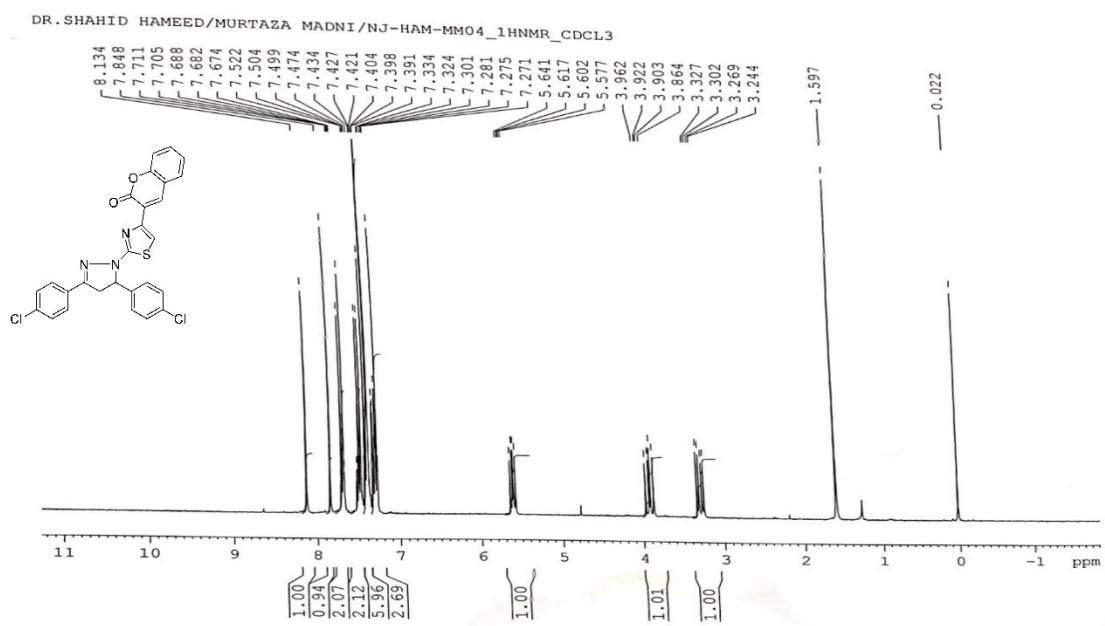
### **Recurrent $\pi$ - $\pi$ stacking motifs in three new 4,5-dihydropyrazolyl-thiazole-coumarin hybrids: X-ray characterization, Hirshfeld surface analysis and DFT calculations**

Murtaza Madni<sup>a</sup>, Muhammad Naeem Ahmed<sup>b\*</sup>, Muhammad Hafeez<sup>b</sup>, Muhammad Ashfaq<sup>c</sup>,  
Muhammad Nawaz Tahir<sup>c</sup>, Diego M. Gil,<sup>d</sup> Bartomeu Galmés<sup>e</sup>, Shahid Hameed<sup>a\*</sup>, and Antonio  
Frontera<sup>e,\*</sup>

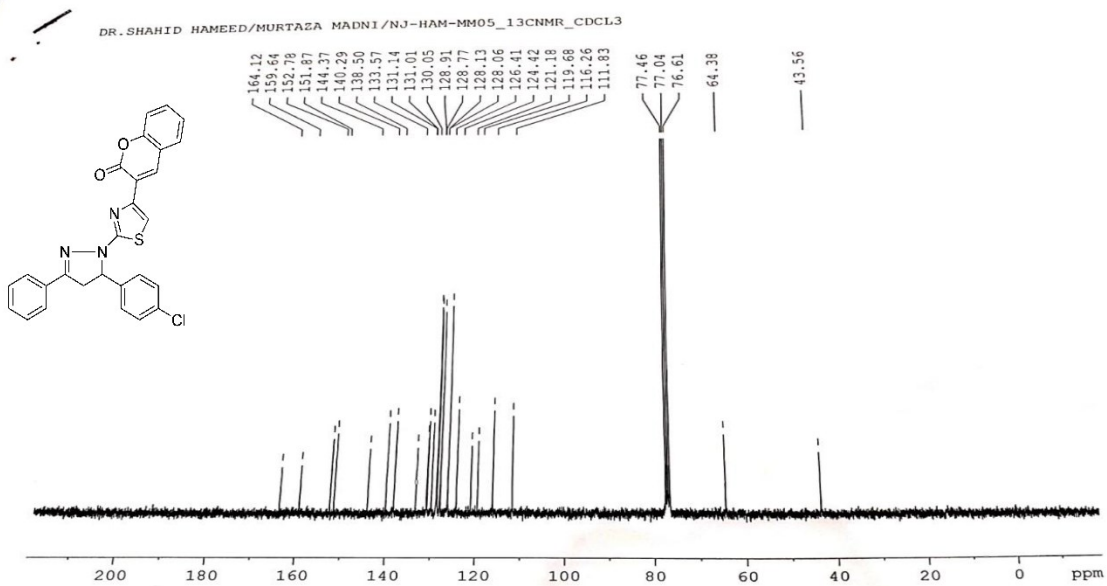
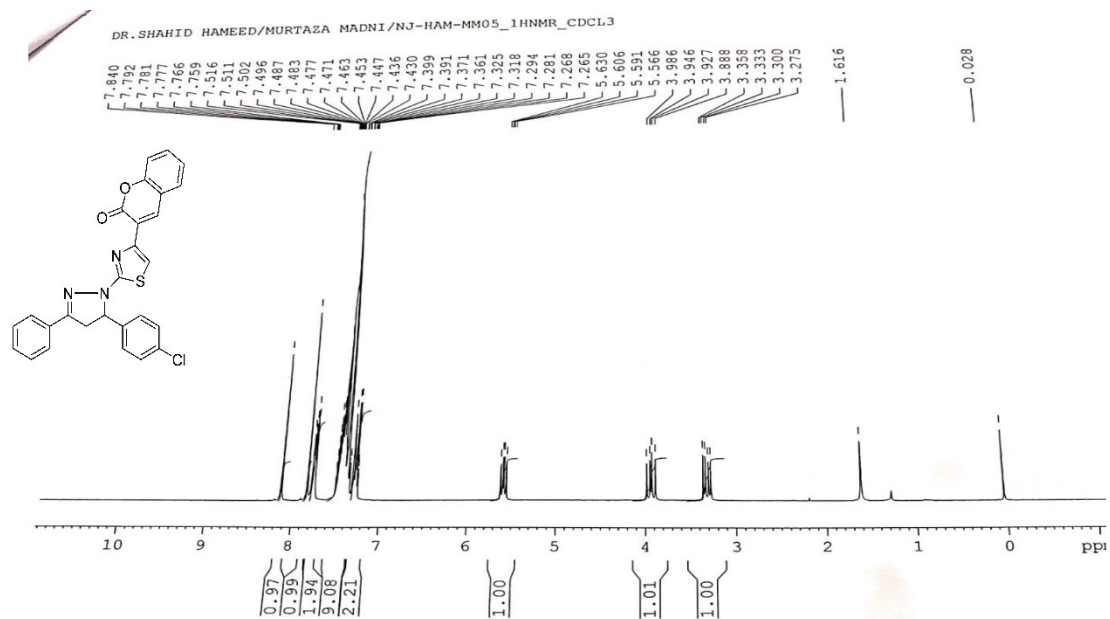
Table of contents:

1) <sup>1</sup> H-NMR and <sup>13</sup> C-NMR of compound 1	Page 2
2) <sup>1</sup> H-NMR and <sup>13</sup> C-NMR of compound 2	Page 3
3) <sup>1</sup> H-NMR and <sup>13</sup> C-NMR of compound 3	Page 4

1) <sup>1</sup>H-NMR and <sup>13</sup>C-NMR of compound 1



2)  $^1\text{H-NMR}$  and  $^{13}\text{C-NMR}$  of compound **2**



3)  $^1\text{H-NMR}$  and  $^{13}\text{C-NMR}$  of compound **3**

