Electronic Supplementary Material (ESI) for New Journal of Chemistry.
This journal is © The Royal Society of Chemistry and the Centre National de la Recherche Scientifique 2020

Supplementary information

Energy storage potential of sprayed α-MoO_3 thin films

Ramesh J. Deokate[a*], RanjitKate[a], Nanasaheb M Shinde[b], and Rajaram S. Mane[c]

[a]VidyaPratishthan's, Arts Science and Commerce College, Baramati-413 133, M.S., India.

[b] National Core Research Centre for Hybrid Materials Solution, Pusan National University, San 30 Jangjeon-dong, Geumjeong-gu, Busan 609-735, Republic of Korea..

[c]School of Physical Sciences, Swami Ramanand Teerth Marathwada University, Nanded 431606, M.S., India.

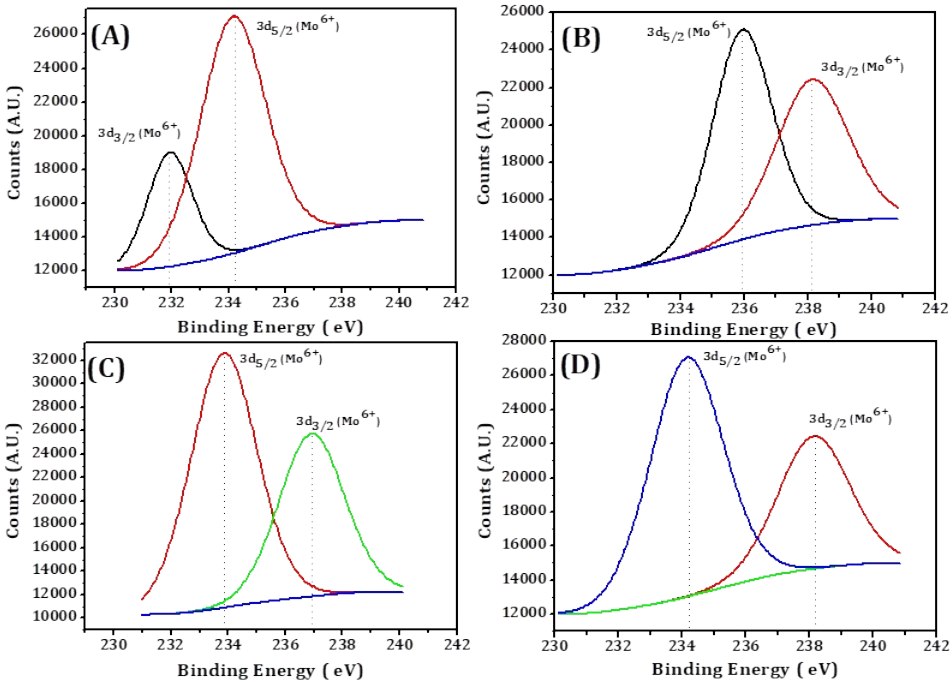

Fig. S1. Mo3d XPS spectrum of α-MoO_3 deposited at different temperatures as (A) 300 °C, (B) 350 °C, (C) 400 °C, (D) 450 °C

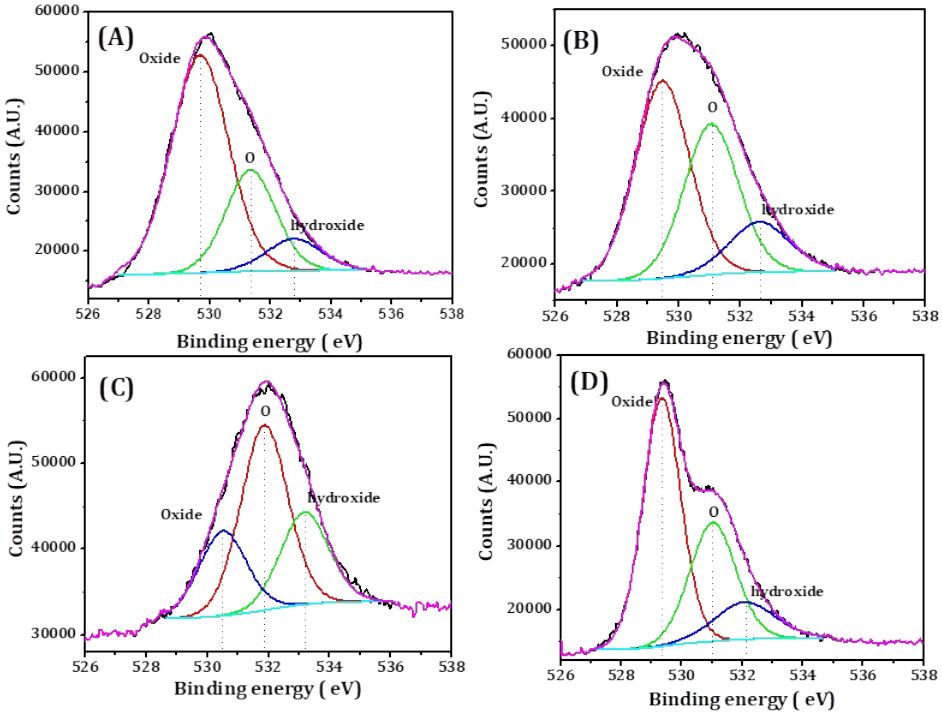

Fig. S2. O 1s XPS spectrum of α-MoO3 deposited at different temperatures as (A) 300 °C, (B) 350 °C, (C) 400 °C, (D) 450 °C.

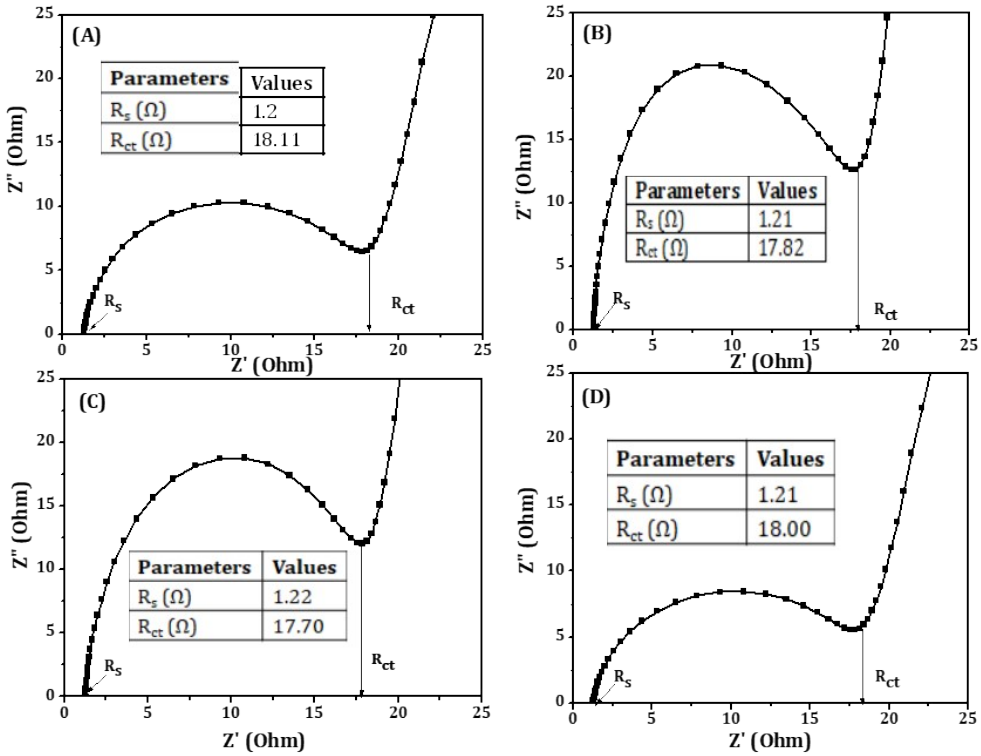

Fig. S3. EIS analysis of α-MoO_3 thin films (A) 300 °C, (B) 350 °C, (C) 400 °C, (D) 450 °C surface temperatures.

.