

Supporting Information

**Highly Stretchable, Self-healing, and 3D Printing Prefabricatable  
Hydrophobic Association Hydrogels with Assistance of Electrostatic  
Interaction**


Heng Chen, Beibei Hao, Penghui Ge, Shaojun Chen\*

Shenzhen Key Laboratory of Polymer Science and Technology, Guangdong Research  
Center for Interfacial Engineering of Functional Materials, College of Materials  
Science and Engineering, Shenzhen University, Shenzhen 518060, China

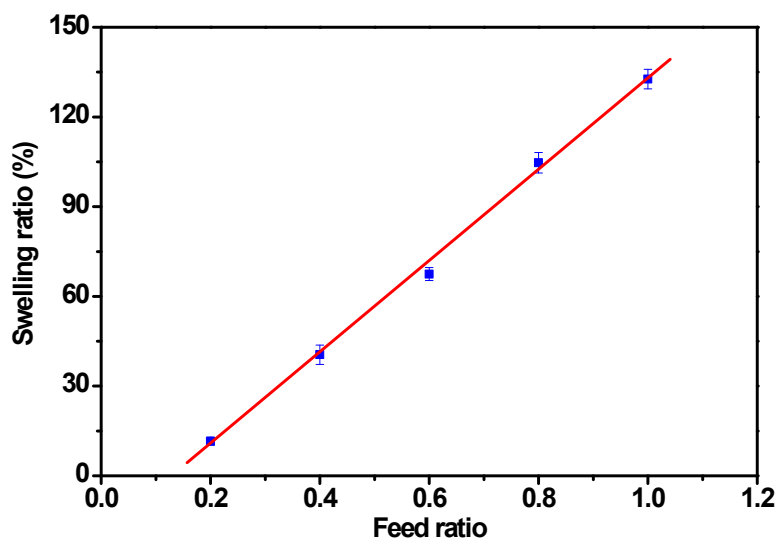
Corresponding E-mail: chensj@szu.edu.cn.

**Table S1** GPC results of H60 under different irradiation time

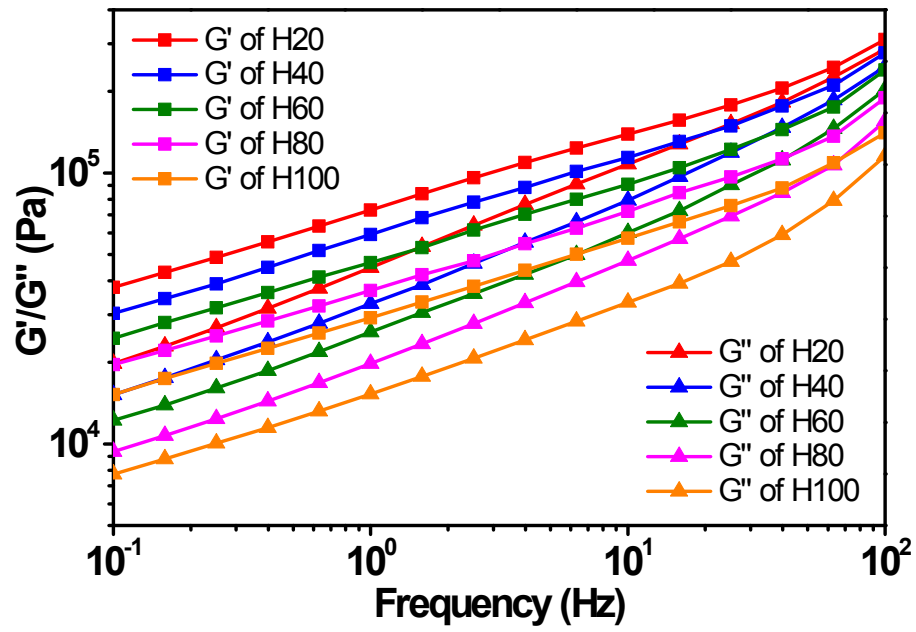
<b>Sample</b>	<b>Irradiation time</b>	<b>Photoinitiator</b>	<b>M<sub>n</sub></b>	<b>PDI</b>
H60-01	10 min	I2959	48100	2.74
H60-02	60 min	I2959	78200	2.21




**Fig. S1** Photographs of auricular precursor (a) and auricular hydrogel (b).




**Fig. S2** Swelling ratio of the hydrogels



**Fig. S3** Oscillatory frequency-sweep of the hydrogel.



**Fig. S4** Photographs of the hydrogel under applied axial tension.



**Fig. S5** Photographs of the hydrogel under stretching with crack (a) and knotting (b).