

Supporting Information

Facile fabrication of porous BiVO₄ hollow spheres with improved visible-light photocatalytic properties

Jun Mao^{§a}, Qian Wu^{§a}, Feifei Tao^{*a,b}, Wen Xu^{*c}, Tianjie Hong^a, Yali Dong^a

^a Department of Chemistry and Chemical Engineering, Shaoxing University, Shaoxing 312000, P.

R. China

^b Shanghai Advanced Research Institute, Chinese Academy of Sciences, Shanghai 201210, P. R.

China

^c School of Chemistry and Chemical Engineering, Huangshan University, Huangshan 245041, P.

R. China

Corresponding author: Feifei Tao, Wen Xu

Email: feifeitao@usx.edu.cn (F. Tao), xuwen1112@163.com (W. Xu)




Fig. S1 SEM images of the as-synthesized product at the reaction time of 2 h.

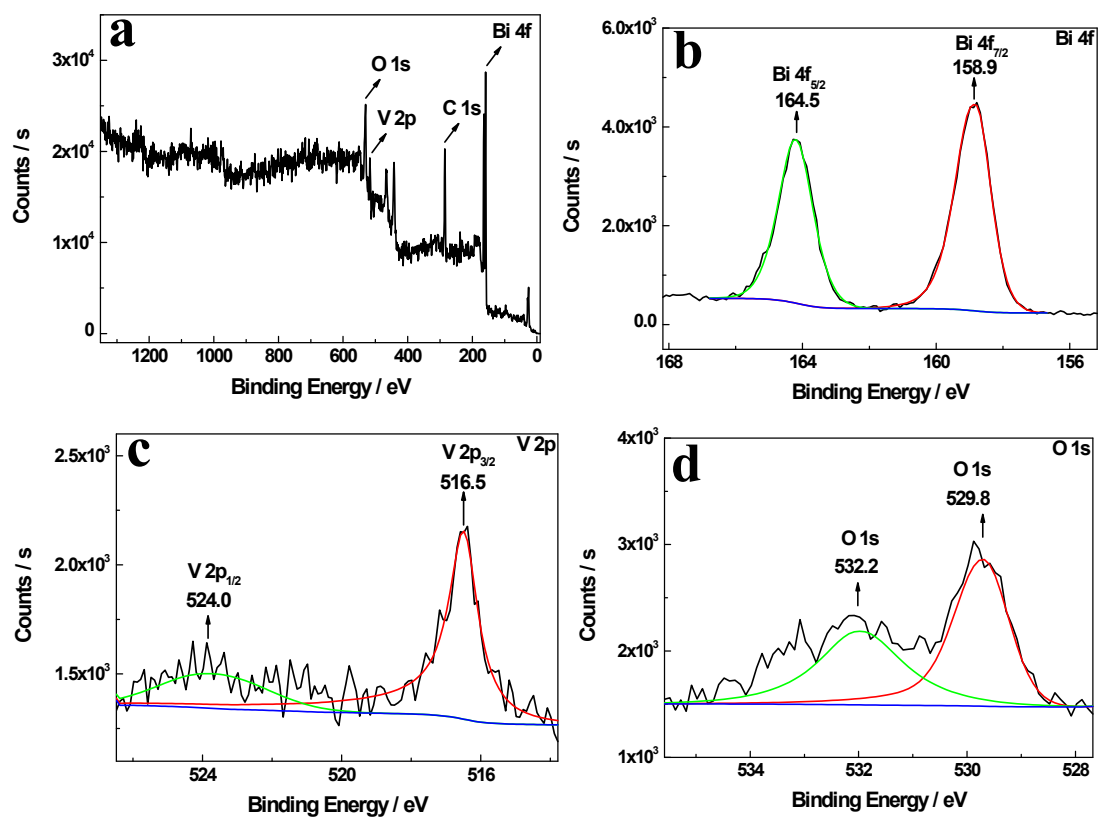


Fig. S2 The wide spectrum (a), Bi 4f (b), V 2p (c) and O 1s (d) XPS spectra of BiVO₄ hollow spheres.




Fig. S3 SEM images of the as-prepared products at the reaction time of 10 min.

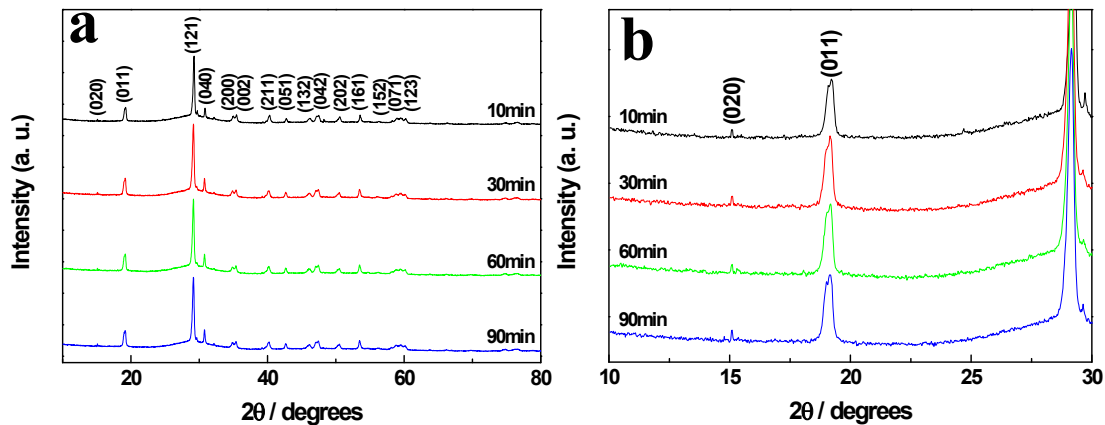


Fig. S4 XRD patterns (a) and a partial enlarged XRD patterns (b) of the as-prepared products at the reaction time of 10 min, 30 min, 60 min and 90 min.

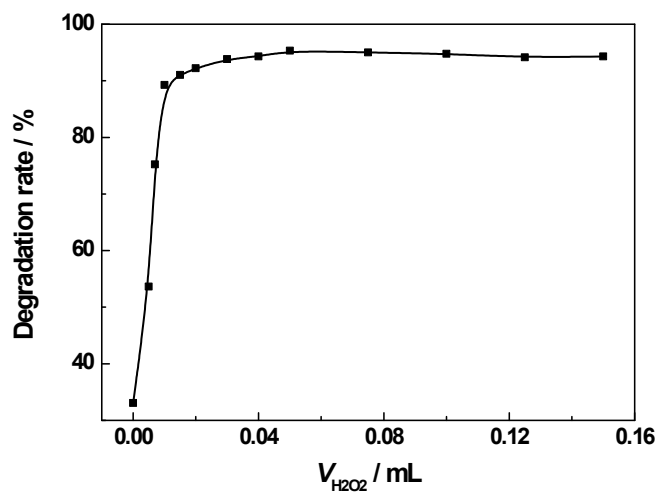


Fig. S5 Effect of H₂O₂ amount on the photocatalytic degradation rate of MO in the presence of BiVO₄ hollow spheres.

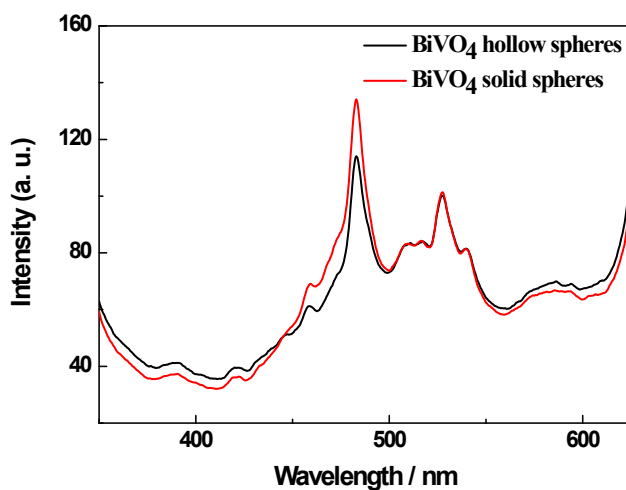


Fig. S6 PL spectra of BiVO₄ hollow spheres and BiVO₄ solid spheres at an excitation wavelength of 325 nm.