

Electronic supplementary information (ESI)

**Structure-activity Relationship and Mechanism of Four  
Monostilbenes with Respect to Ferroptosis Inhibition**

Xiaojian Ouyang,<sup>a</sup> Xican Li,<sup>\*a</sup> Jie Liu,<sup>bc</sup> Yangping Liu,<sup>bc</sup> Yulu Xie,<sup>a</sup> Zhongcun Du,<sup>a</sup> Hong Xie,<sup>a</sup> Ban Chen,<sup>a</sup> Wenbiao Lu<sup>a</sup> and Dongfeng Chen<sup>\*bc</sup>

<sup>a</sup> School of Chinese Herbal Medicine; Guangzhou University of Chinese Medicine, Guangzhou 510006, China. E-mail: [lixican@126.com](mailto:lixican@126.com); [lixc@gzucm.edu.cn](mailto:lixc@gzucm.edu.cn)

<sup>b</sup> School of Basic Medical Science, Guangzhou University of Chinese Medicine, Guangzhou 510006, China. E-mail: [chen888@gzucm.edu.cn](mailto:chen888@gzucm.edu.cn)

<sup>c</sup> The Research Center of Basic Integrative Medicine, Guangzhou University of Chinese Medicine, Guangzhou 510006, China

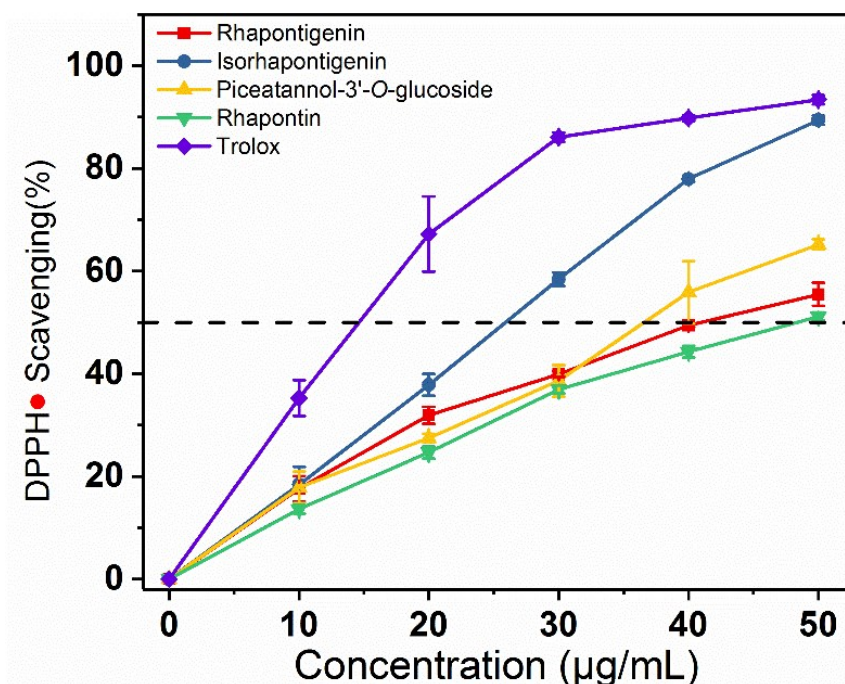


Fig. S1 Dose response curves in the DPPH scavenging spectrophotometric analysis.

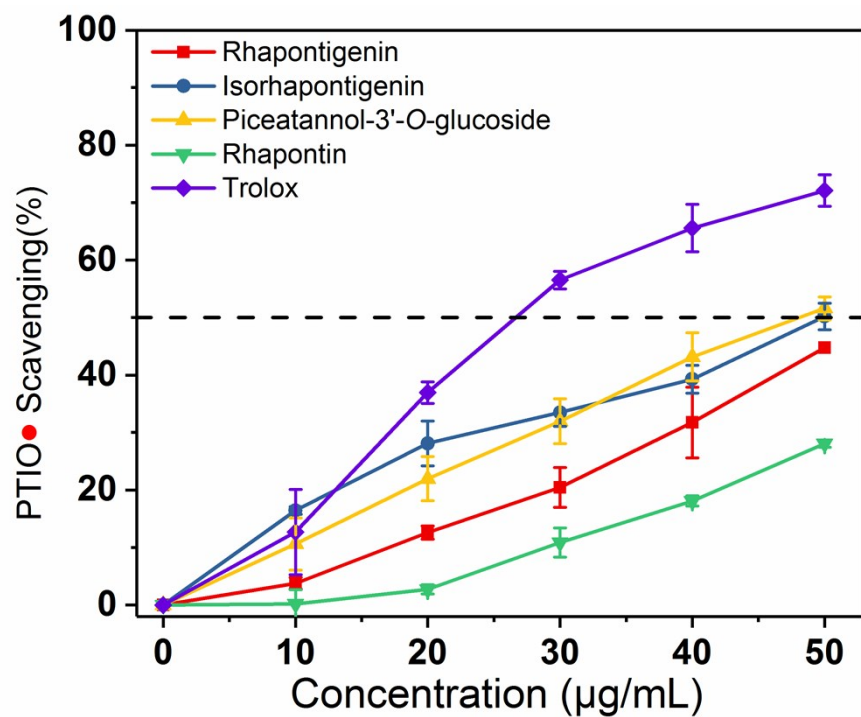


Fig. S2 Dose response curves in the PITIO scavenging spectrophotometric analysis.

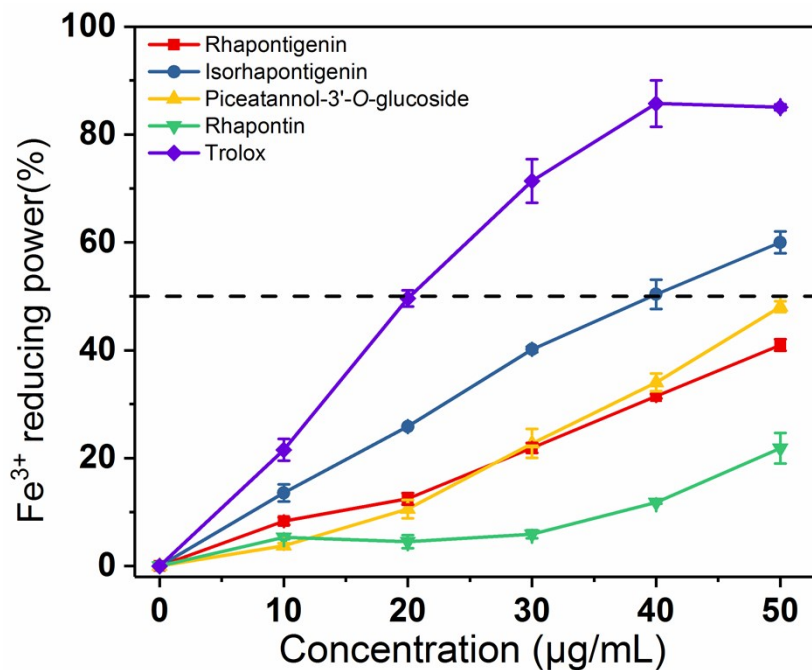


Fig. S3 Dose response curves in the Fe<sup>3+</sup>-reducing power spectrophotometric analysis.

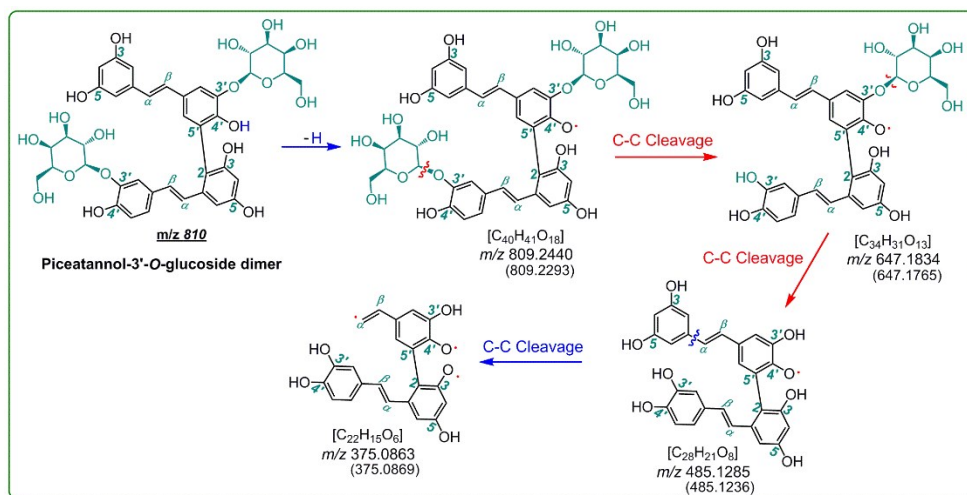


Fig. S4 MS elucidation of piceatannol-3'-O-glucoside dimer

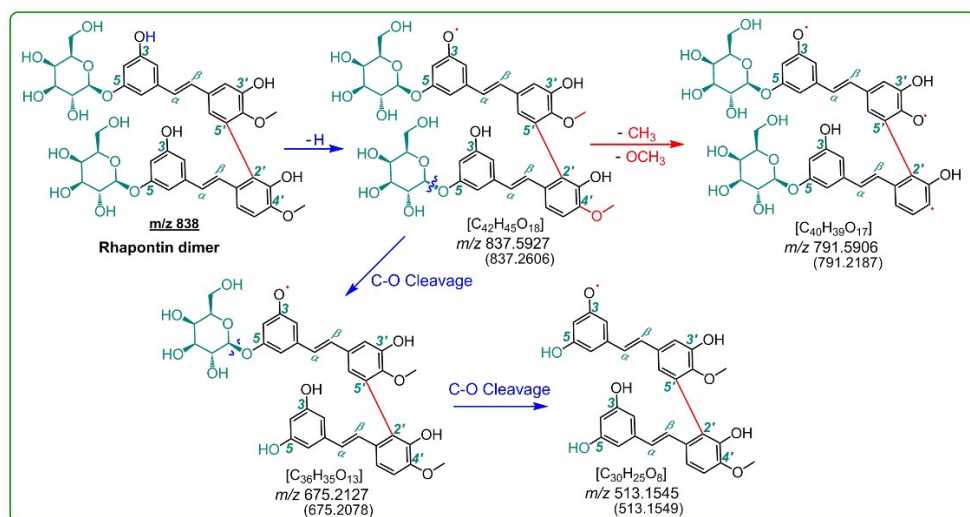


Fig. S5 MS elucidation of rhapontin dimer

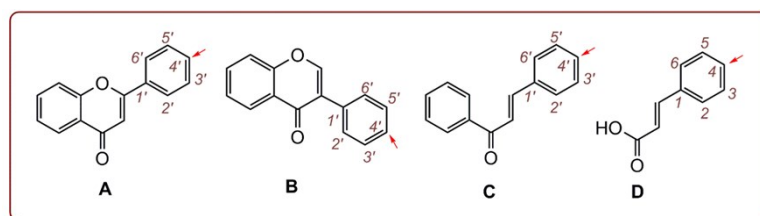


Fig. S6 Skeletons of part phenolic families: A, flavonoid, B, isoflavonoid, C, Chalcone, D, Cinnamic acid derivatives (The arrow indicated the so-called "preferential position")