

Electronic Supplementary Information for:

Microencapsulated UV filter@ZIF-8 based sunscreens for broad spectrum UV protection

Anu Sharma^{a,b}, Abhishek Kumar^b, Changning Li^b, Rakesh Kumar Sharma^{a*}, Mark T. Swihart^{b,c*}

^a*Department of Chemistry, University of Delhi, India*

^b*Department of Chemical and Biological Engineering, University at Buffalo (SUNY), United States*

^c*RENEW Institute, University at Buffalo (SUNY), United States*

Figure S1: BET adsorption isotherms of ZIF-8, OMC@ZIF-8, BMDM@ZIF-8 and OMC+BMDM@ZIF-8.

Figure S2: Calibration curves of OMC and BMDM absorbance vs. concentration.

Figure S3: Degradation data for UV filters alone.

Table ST1: Pore parameters of ZIF-8 and microencapsulated UV filters.

SUPPLEMENTARY FIGURES

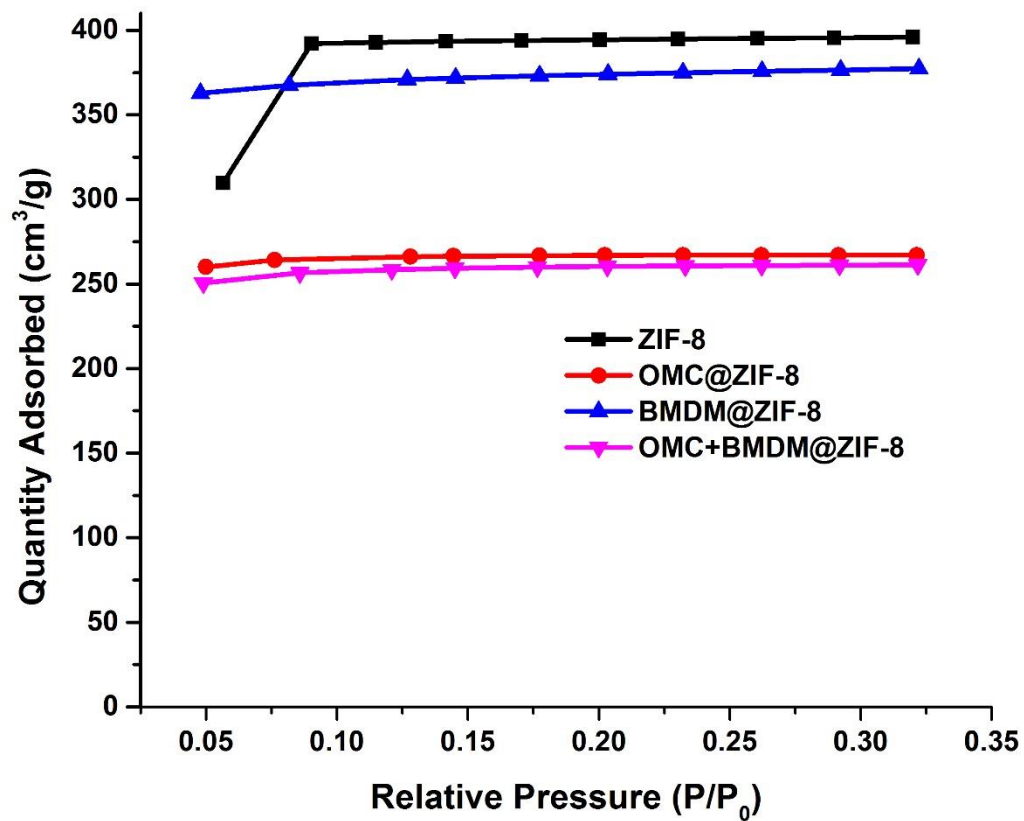


Figure S1. BET adsorption isotherms of ZIF-8, OMC@ZIF-8, BMDM@ZIF-8 and OMC+BMDM@ZIF-8.

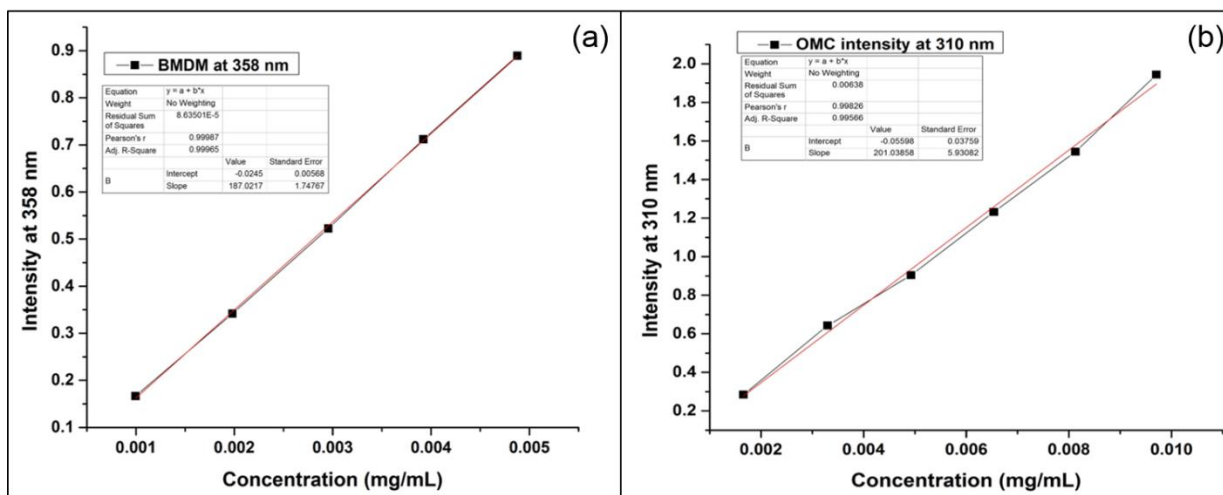


Figure S2. Calibration curves of (a) BMDM and (b) OMC used for determining encapsulation efficiency of OMC and BMDM in OMC@ZIF-8, BMDM@ZIF-8 and OMC+BMDM@ZIF-8.

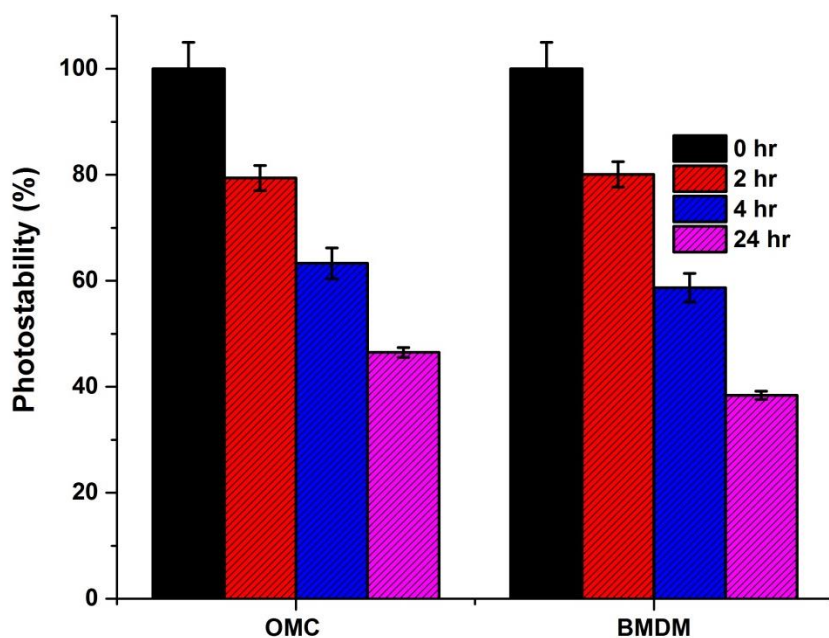


Figure S3. Photostability curves of (a) 0.08% OMC and (b) 0.09% BMDM mixed with aveeno cream for studying the degradation rate of UV filters after 0, 2, 4 and 24 hours upon UV exposure.

SUPPLEMENTARY TABLE

Table ST1. Pore parameters of void ZIF-8 and microencapsulated OMC-ZIF-8, BMDM-ZIF-8 and OMC+BMDM-ZIF-8.

Sample	ZIF-8	OMC@ZIF-8	BMDM@ZIF-8	OMC+BMDM@ZIF-8
S _{BET} (m ² /g)	893	606	856	592
S _{Lang} (m ² /g)	1344	908	1287	891
Pore volume (cm ³ g ⁻¹)	0.613	0.413	0.585	0.404
Average pore width (nm)	2.75	2.73	2.73	2.73