

Fig. S1. TEM images of (A) ZIF-67 and (B) ZIF-67/AgCl/Ag.

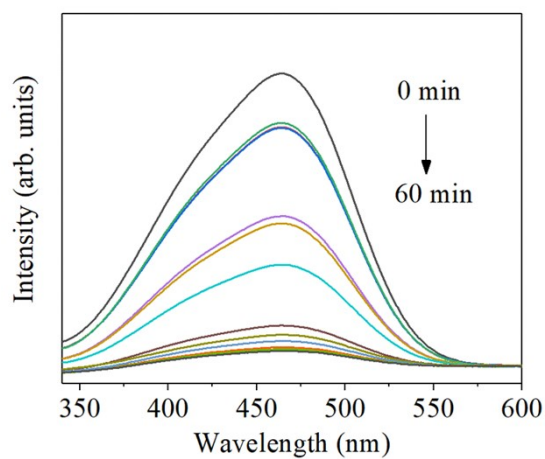


Fig. S2. The absorption spectra variations of MO solutions using ZIF-67/AgCl/Ag as the photocatalyst.

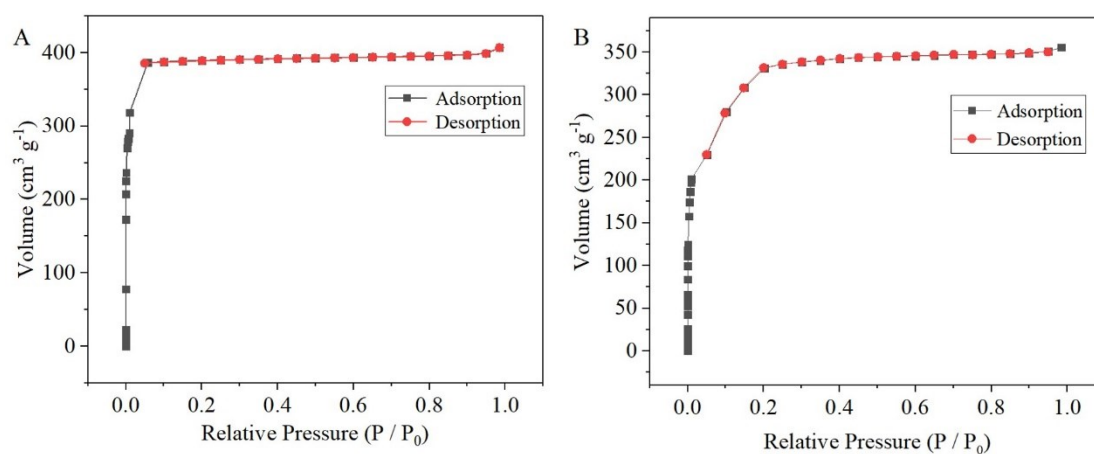


Fig. S3. Nitrogen adsorption-desorption isotherms of (A) ZIF-67 and (B) ZIF-67/AgCl/Ag.

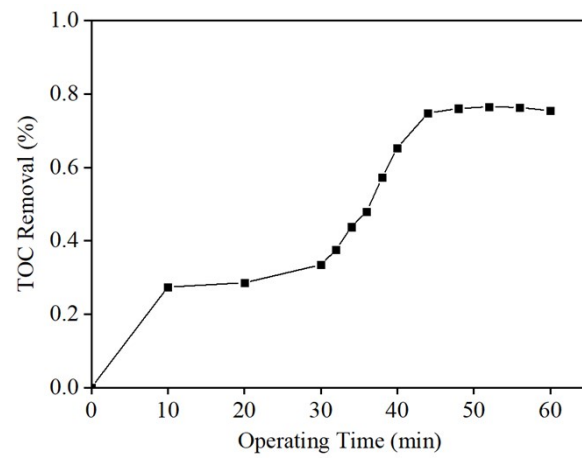


Fig. S4. TOC removing ratio based on the as-synthesized ZIF-67/AgCl/Ag.