

## Supporting Information

*for*

### **Integrated Multifunctional Flexible Electronics Based on Tough Supramolecular Hydrogels with Patterned Silver Nanowires**

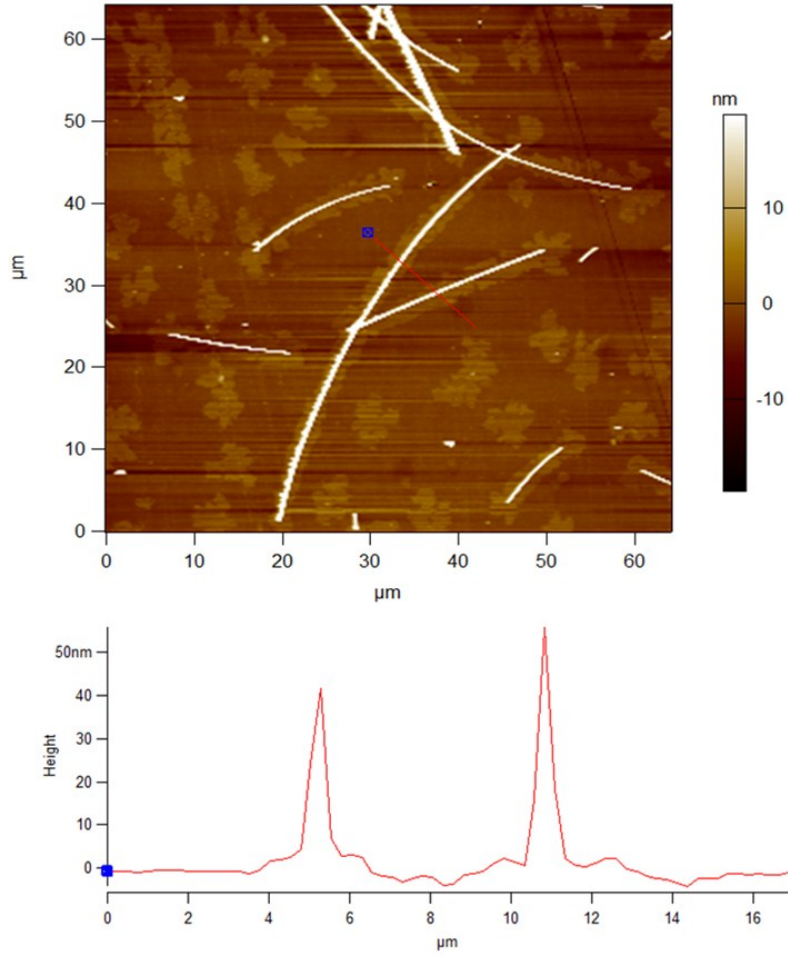
Fengbo Zhu,<sup>†,§</sup> Si Yu Zheng,<sup>†</sup> Ji Lin,<sup>§</sup> Zi Liang Wu,<sup>\*,†</sup> Jun Yin,<sup>\*,‡</sup> Jin Qian,<sup>\*,§</sup>  
Shaoxing Qu,<sup>§</sup> and Qiang Zheng<sup>†</sup>

<sup>†</sup> MOE Key Laboratory of Macromolecular Synthesis and Functionalization,  
Department of Polymer Science and Engineering, Zhejiang University, Hangzhou,  
310027, China;

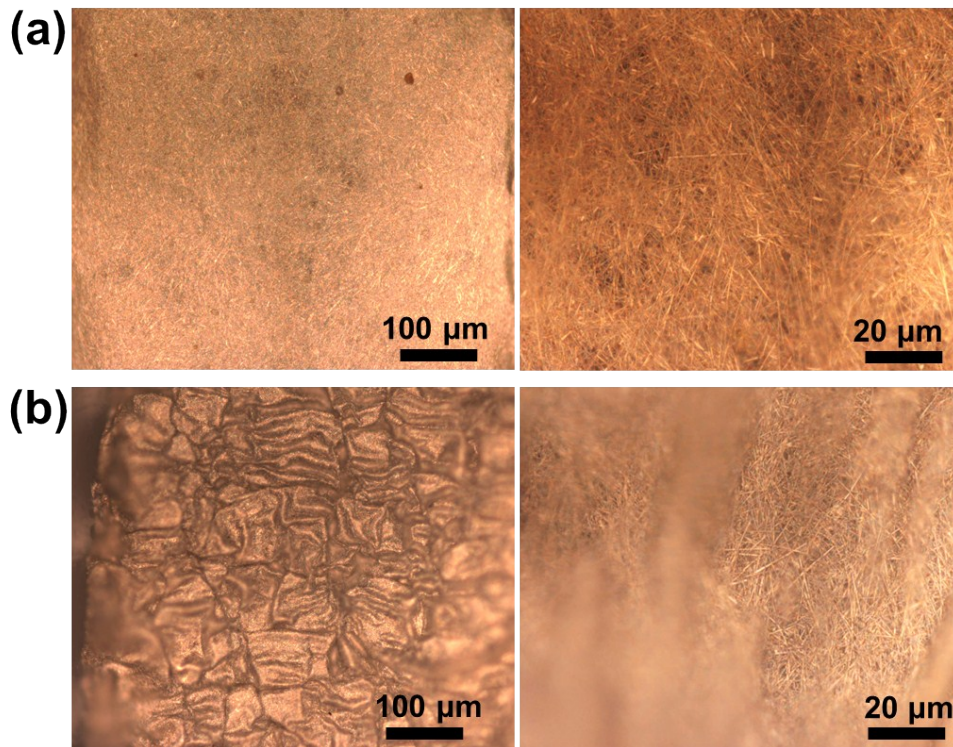
<sup>§</sup> Key Laboratory of Soft Machines and Smart Devices of Zhejiang Province,  
Department of Engineering Mechanics, Zhejiang University, Hangzhou 310027,  
China;

<sup>‡</sup> State Key Laboratory of Fluid Power and Mechatronic Systems, Key Laboratory of  
3D Printing Process and Equipment of Zhejiang Province, School of Mechanical  
Engineering, Zhejiang University, Hangzhou 310028, China.

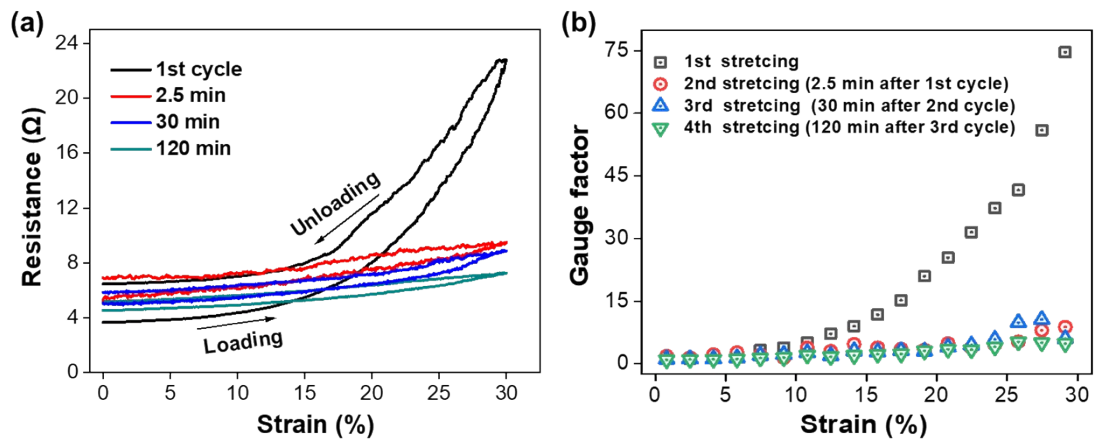
\* Corresponding authors: wuziliang@zju.edu.cn (Z.L.W.), junyin@zju.edu.cn (J.Y.),  
jqian@zju.edu.cn (J.Q.)



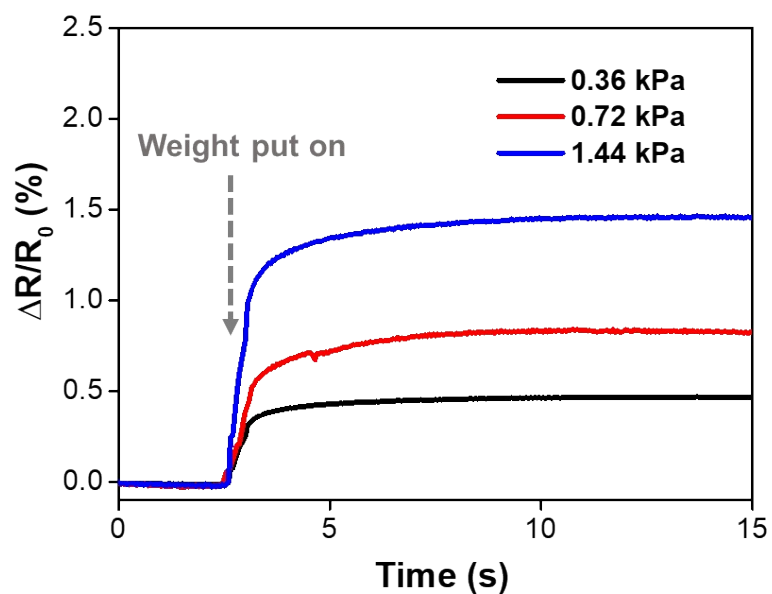
**Figure S1.** Scanning image of AgNWs on PIC matrix by atomic force microscope, and the obtained landscape of height following the marked trace. The peak width provides a measure of AgNW diameter.



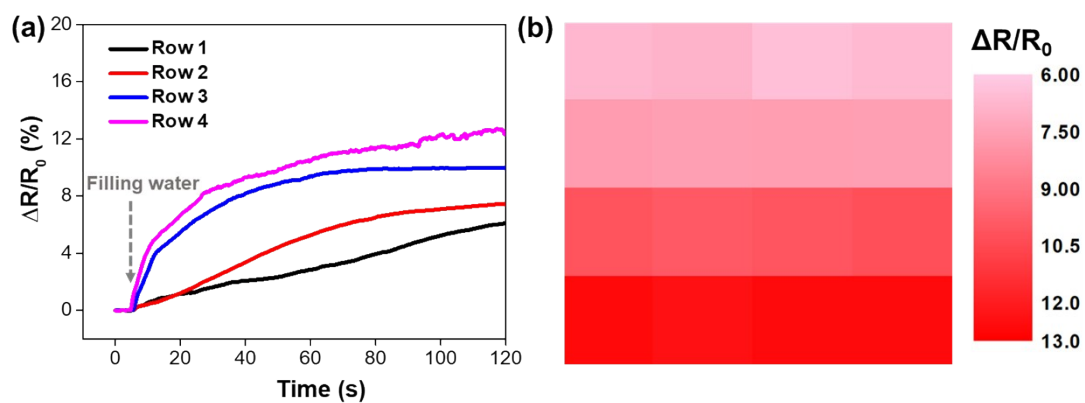
**Figure S2.** Optical microscopic images for the morphology of AgNWs layer. (a) As-prepared state; (b) equilibrated state.



**Figure S3.** (a) Resistance variations and (b) the change in gauge factor as a function of strain during consecutive loading-unloading cycles separated by different waiting times.



**Figure S4.** Real-time resistance response of a single sensor unit to different levels of pressure.



**Figure S5.** (a) Resistance response of the 4×4 sensor array at different locations when being attached to a glass cup partly filled with hot water. (b) Distribution of relative resistance variation of the PAGE after 120 s.