

Electronic Supplementary Information (ESI)

Enhanced 1.54 μm luminescence of perfluorinated erbium complex sensitized by perfluorinated Pt(II) and Zn(II) phthalocyanines with 980 nm emission

H. F. Li, X. Q. Liu, C. Lyu, Feng Ma,* H. Q. Ye,* Peter. B. Wyatt and W. P. Gillin*
Materials Research Institute and School of Physics and Astronomy, Queen Mary
University of London, Mile End Road, London E1 4NS, UK
E-mail: w.gillin@qmul.ac.uk, h.ye@qmul.ac.uk

Dr. P. B. Wyatt
Materials Research Institute and School of Biological and Chemical Sciences, Queen
Mary University of London, Mile End Road, E1 4NS, UK

Dr. F. Ma
Tianjin Key Laboratory of Organic Solar Cells and Photochemical Conversion,
School of Chemistry and Chemical Engineering, Tianjin University of Technology,
Tianjin 300384, P. R. China
E-mail: mafontune@sina.com.cn

Prof. W. P. Gillin
College of Physical Science and Technology, Sichuan University, Chengdu, 610064,
P. R. China

Keywords: 1.5 μm luminescence, sensitizer showing 980 nm emission,
perfluorination, erbium complex, metallophthalocyanines

Table of Contents

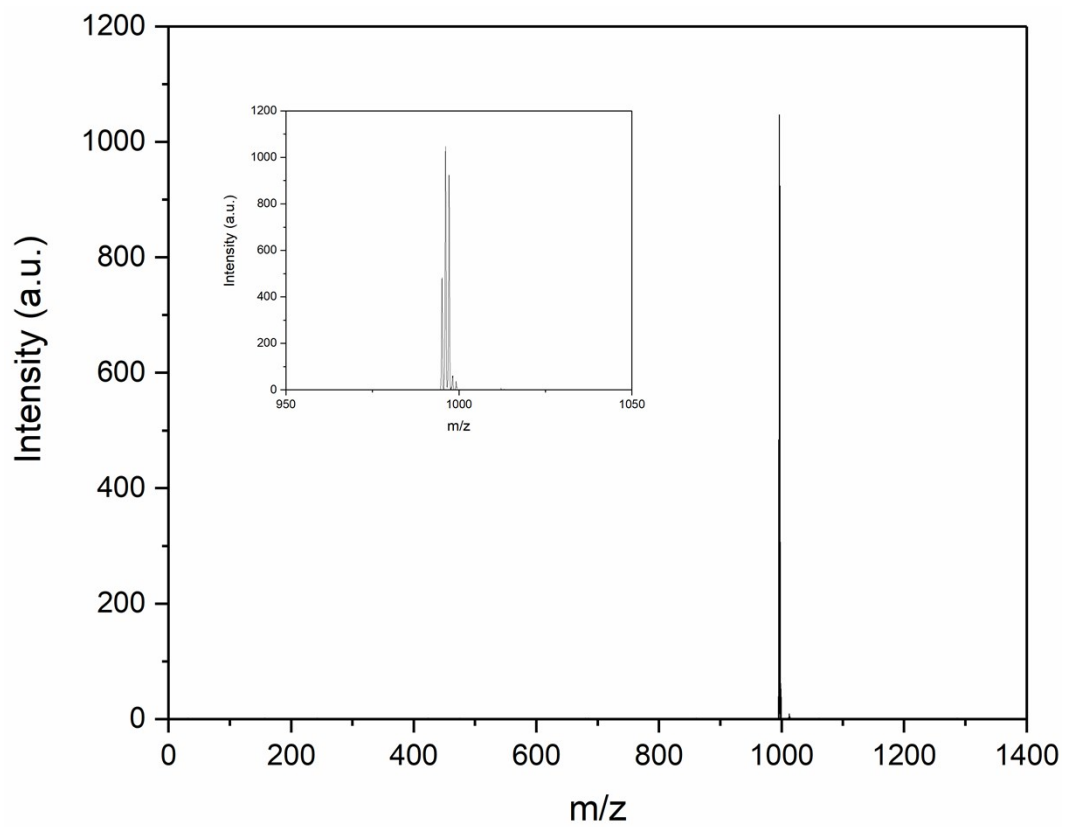


Figure S1 MALDI-TOF mass spectrum for F₁₆PtPc

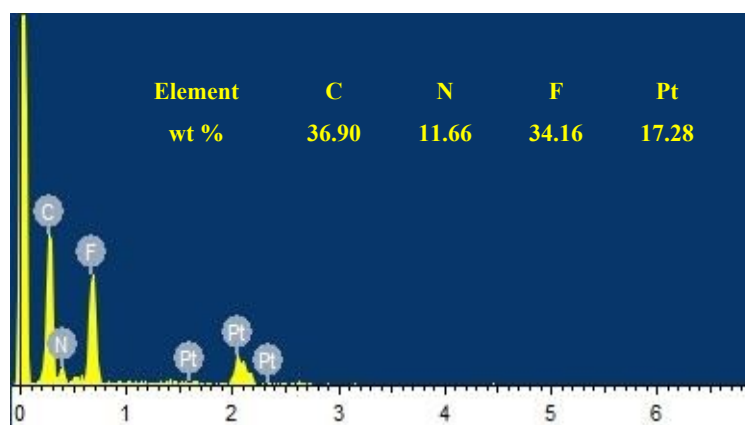


Figure S2 EDS result for $F_{16}PtPc$ crystal

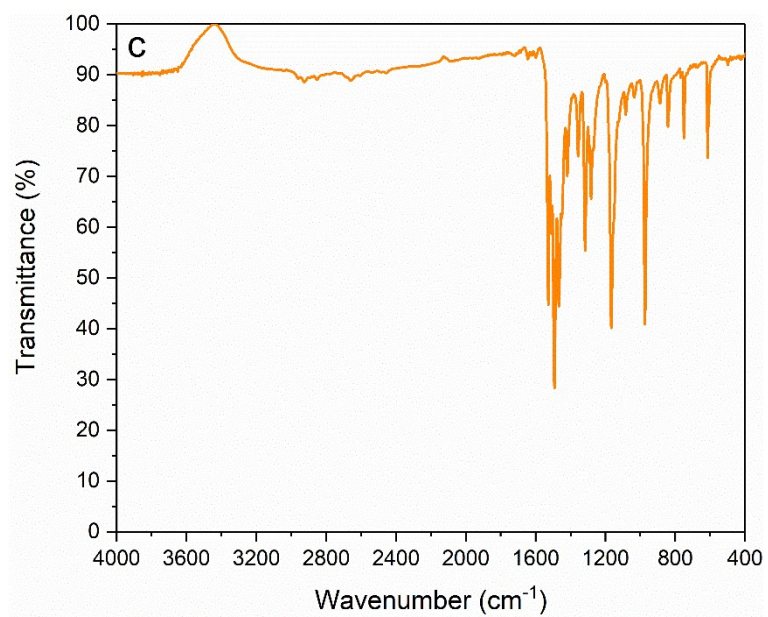


Figure S3 IR spectrum for F₁₆PtPc