

**Evaluation of chemical quality and UV overall components dissolution consistency of *Flos Chrysanthemi Indici* preparation**

**Tingting Dai, Yantong Chen, Guoxiang Sun\***

School of Pharmacy, Shenyang Pharmaceutical University, Shenyang, Liaoning 110032, China

\* Correspondence: gxswmwys@163.com (Guoxiang Sun)

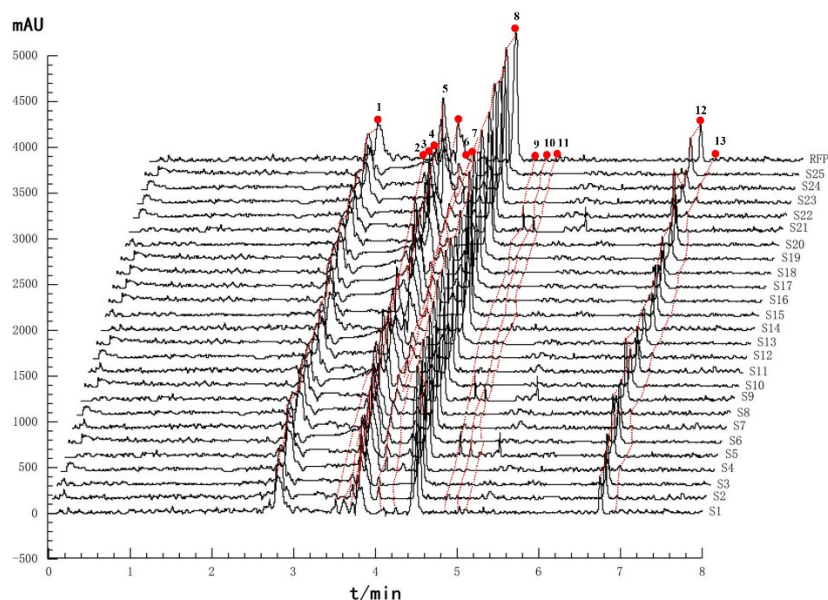
**Table S1** Quality Grade of SQFM

Quality Grade	1	2	3	4	5	6	7	8
$S_m \geq$	0.95	0.9	0.85	0.8	0.7	0.6	0.5	<0.50
$P_m \leq$	95~105	90~110	85~115	80~120	70~130	60~140	50~150	0~∞
$\alpha \leq$	0.05	0.1	0.15	0.2	0.3	0.4	0.5	>0.50

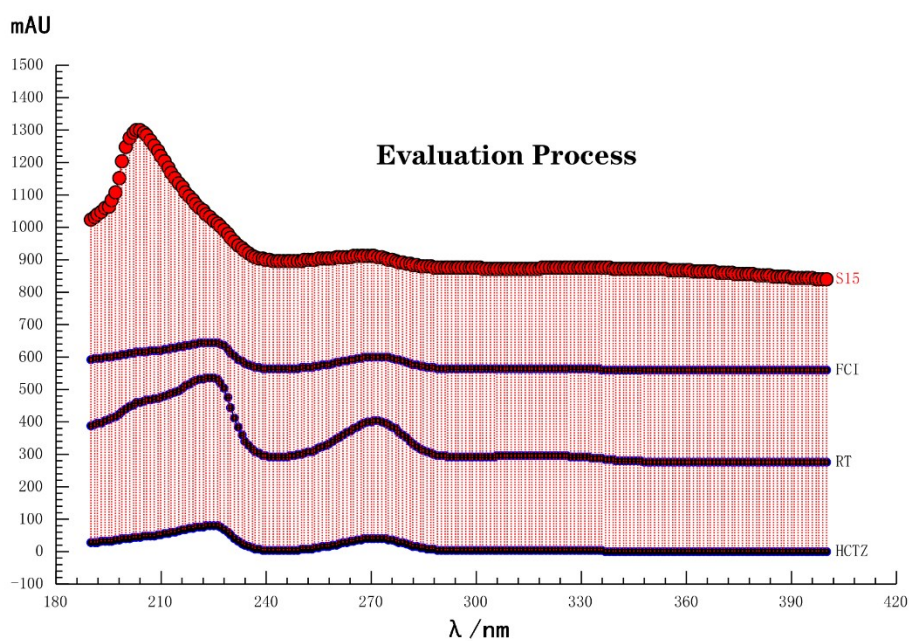
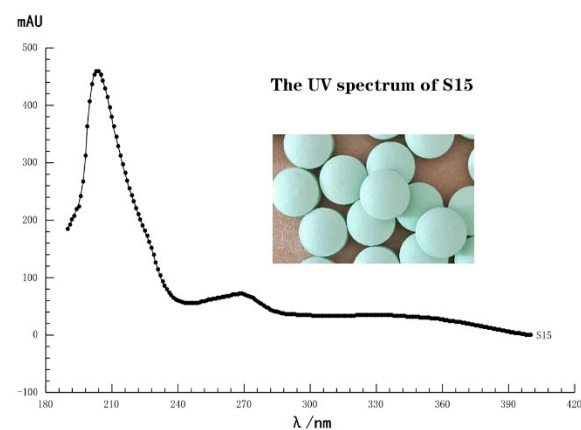
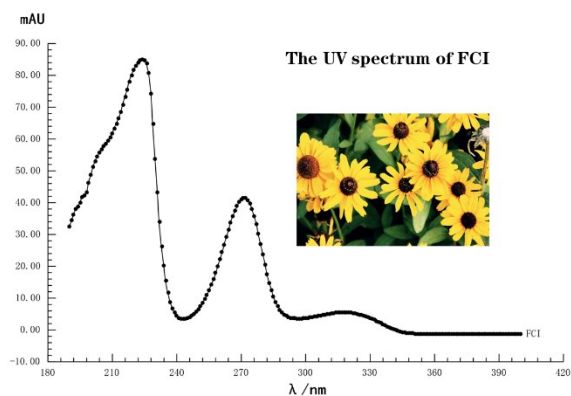
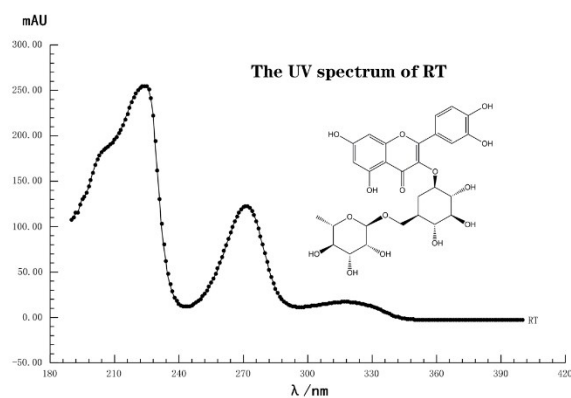
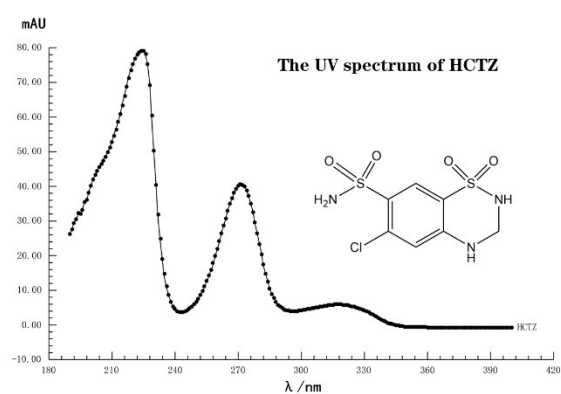
**Table S2** Results of attribution of active ingredient UV spectrum

Para.	HCTZ	RT	FCI	Sum <sup>a</sup>	S15
$P_m \%$	18.0	61.8	19.8	99.6	100.0

<sup>a</sup>. Sum is the total value of  $P_m \%$  of HCTZ, RT and FCI.



**Fig. S1** Capillary electrophoresis fingerprints of 25 batches of FCIP samples and their reference fingerprint (RFP)



**Fig. S2** The UV spectra of HCTZ, RT and FCI samples and the UV spectrum of S15 at the 120min time point as well as the spectra of the evaluation process