

## Electronic Supplementary Information (ESI)

### Preparation and application of quick hemostatic gauze based on biomimetic mineralized thrombin

---

Yuting Shi<sup>a,b,1</sup>, Xiaoquan Ding<sup>d,1</sup>, Yufei Cao<sup>a,1</sup>, Haicun Zhou<sup>c</sup>, Wenwen Yu<sup>c</sup>, Mingsheng Liu<sup>a</sup>, Juanjuan Yin<sup>a</sup>, Hongbin Liu<sup>c</sup>, Jingjing Wang<sup>b</sup>, Congshu Huang<sup>b</sup>, Chenliang Gong<sup>a</sup>, Hua Wei<sup>a,\*</sup> and Guanghui Zhao<sup>a,\*</sup>

<sup>a</sup>. State Key Laboratory of Applied Organic Chemistry, Institute of Biochemical Engineering & Environmental Technology, College of Chemistry and Chemical Engineering, Lanzhou University, Lanzhou 730000, P. R. China.

<sup>b</sup>. State Key Laboratory for Marine Corrosion and Protection, Luoyang Ship Material Research Institute (LSMRI), Xiamen, 361101, P. R. China

<sup>c</sup>. The Second Clinical Medical College, Lanzhou University, Lanzhou 730030, P. R. China.

<sup>d</sup>. Gansu Provincial Center for Disease Control and Prevotion, Lanzhou 730000, P. R. China.

\* Corresponding authors: E-mail: zhaogh@lzu.edu.cn; weih@lzu.edu.cn

<sup>1</sup> These authors contribute equally.




Fig.S1 SEM image of Cu-HNFs-G (A), Ca-HNFs-G (B), Co-HNFs-G (C), Fe-HNFs-G (D), Mn-HNFs-G (E), Zn-HNFs-G (F), Thrombin-ZIF8-G (G), Thrombin-MAF7-G (H).

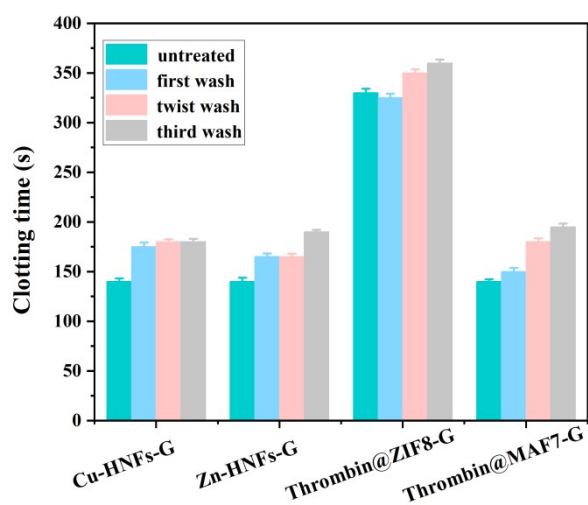


Fig.S2 In vitro clotting time after washing for different times in distilled water.

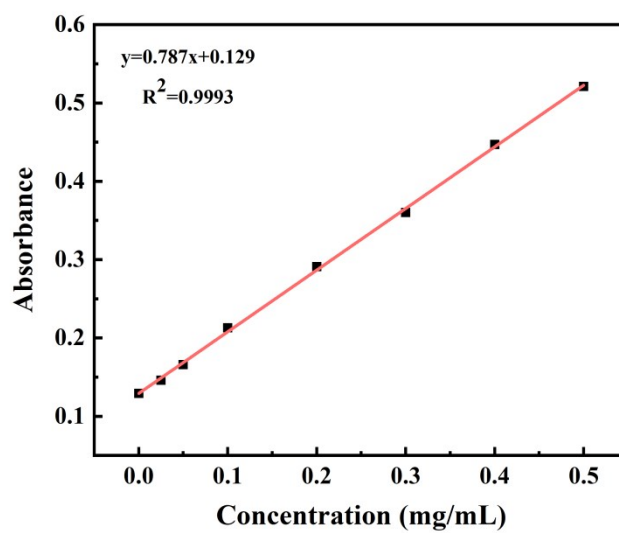


Fig.S3 The standard curve of enzyme concentration and absorbance.