

Electronic Supplementary Information

***In-situ* growth of an Fe doped NiCo-MOF electrocatalyst from layered double hydroxide effectively enhances electrocatalytic oxygen evolution performance**

Tingting Sun^{a,b}, Shuangyan Lin^{b,*}, Zhikun Xu^{c,*}, Lin Li^{a,*}

^a *Key Laboratory for Photonic and Electronic Bandgap Materials, Ministry of Education, School of Physics and Electronic Engineering, Harbin Normal University, Harbin 150025, PR China*

^b *School of Chemistry, Guangdong University of Petrochemical Technology, Maoming, Guangdong 525000, PR China*

^c *School of Science, Guangdong University of Petrochemical Technology, Maoming, Guangdong 525000, PR China*

*Corresponding author.

E-mail address: linshyan123@163.com (Lin S.)

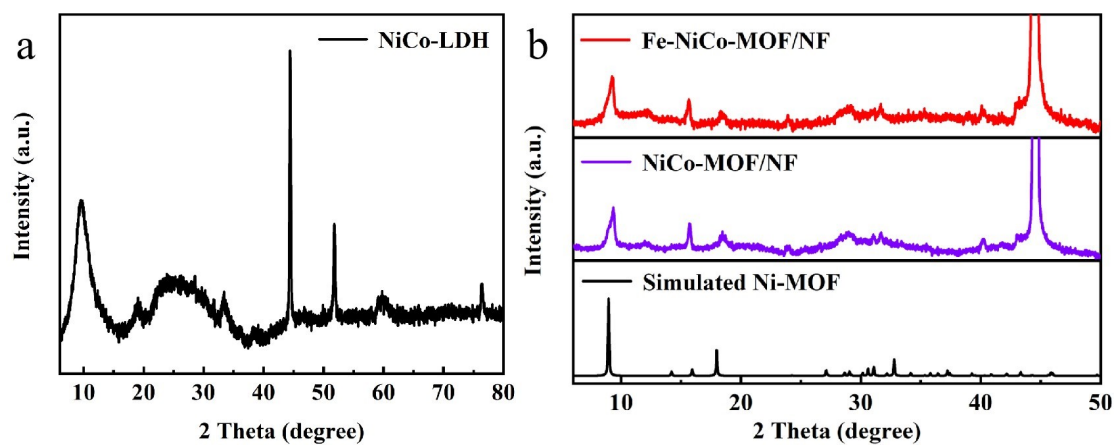


Figure S1: XRD patterns of a) NiCo-LDH/NF, b) Fe-NiCo-MOF/NF and NiCo-MOF/NF.

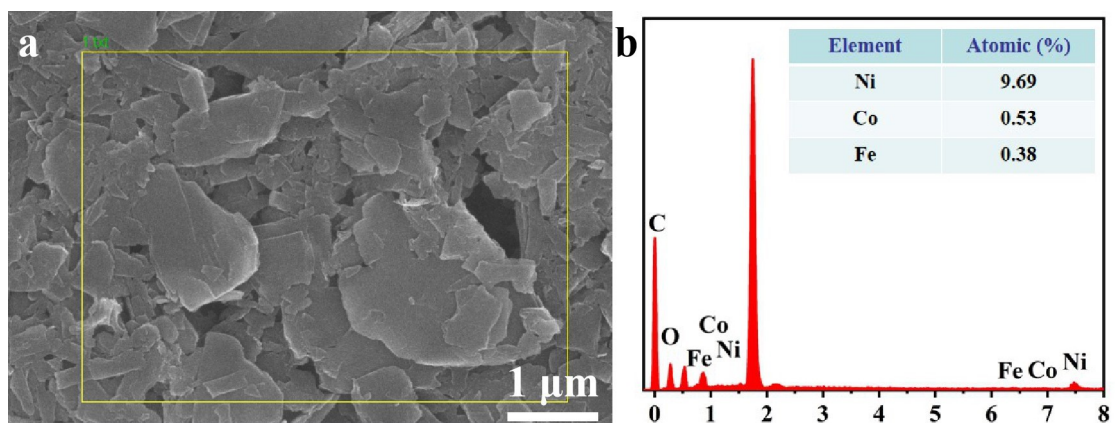


Figure S2: SEM image and EDX acquired from highlighted location of Fe-NiCo-MOF. Inset: table of elemental composition.

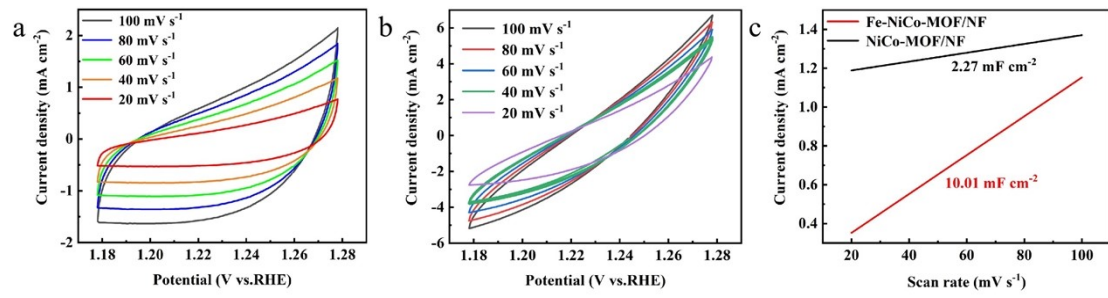


Figure S3: Electric double layer capacitance measurements of (a) Fe-NiCo-MOF/NF (b) NiCo-MOF/NF and (c) C_{dl} calculations of Fe-NiCo-MOF/NF and NiCo-MOF/NF.

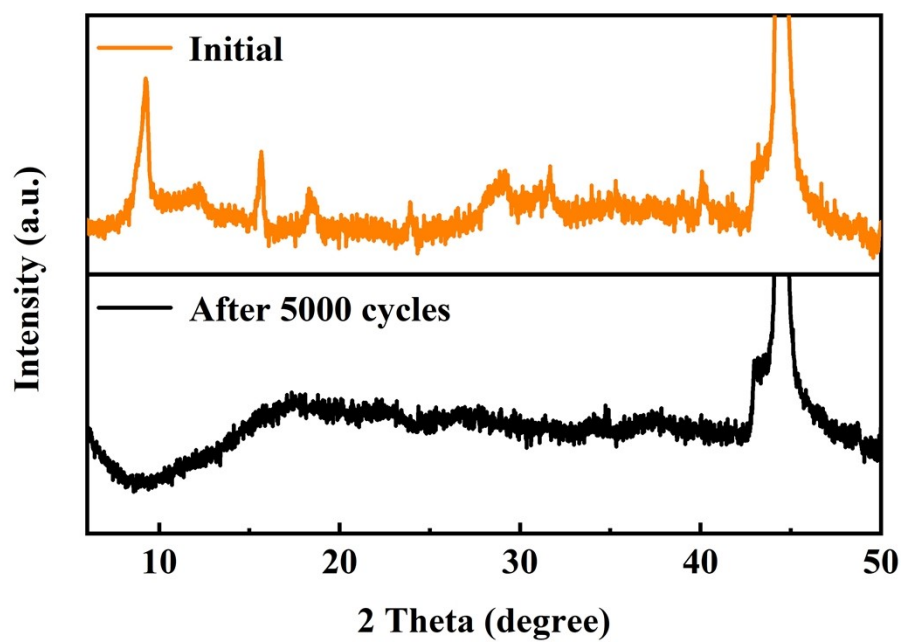


Figure S4: XRD patterns of Fe-NiCo-MOF/NF initial and after 5000 CV cycles

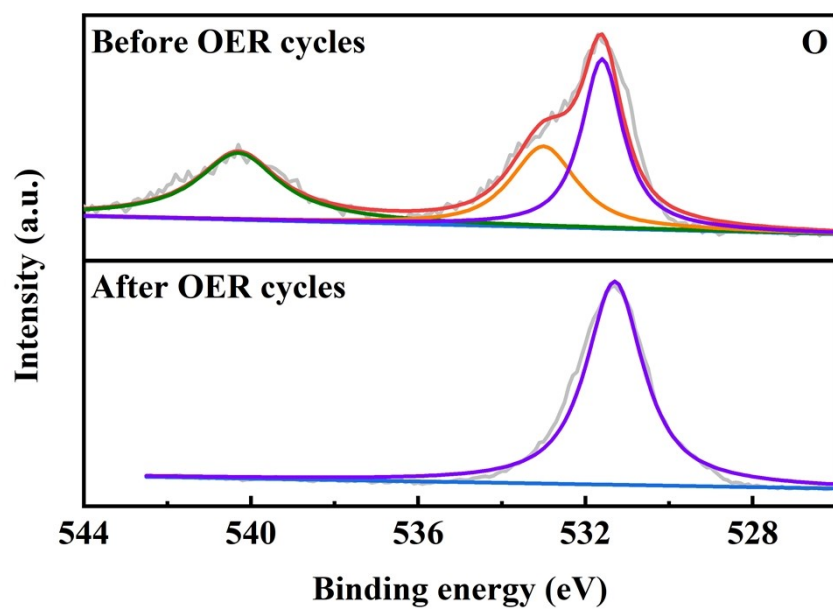


Figure S5: High-resolution O 1s XPS spectra of Fe-NiCo-MOF/NF before and after 5000 cycles.