

Supplementary Information

Encapsulation of L-Valine, D-Leucine and D-Methionine by Cucurbit[8]uril

Zeng-Hui Zhang,^a Rui-Lian Lin,^b Xiang-Yun Yu,^a Li-Xia Chen,^a Zhu Tao,^a Xin Xiao,^{*a} Gang Wei,^{*c} Carl Redshaw,^d and Jing-Xin Liu ^{*b}

^a Key Laboratory of Macrocyclic and Supramolecular Chemistry of Guizhou Province, Guizhou University, Guiyang 550025, P. R. China. E-mail: gyhxxiaoxin@163.com

^b College of Chemistry and Chemical Engineering, Anhui University of Technology, Maanshan 243002, P. R. China. E-mail: jxliu411@163.com

^c CSIRO Mineral Resources, PO Box 218, Lindfield, NSW 2070, Australia. E-mail: gang.wei@csiro.au

^d Department of Chemistry, University of Hull, Hull HU6 7RX, U.K

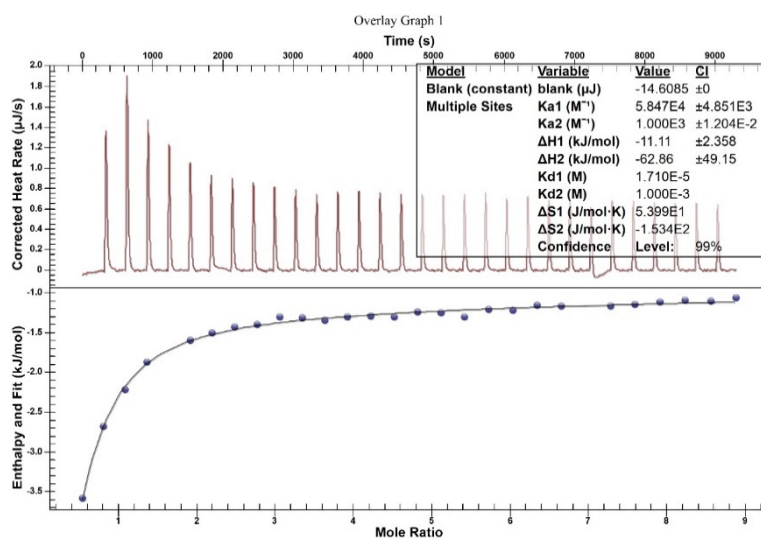


Figure S1. ITC profile of Q[8] with L-Val at 298.15 K

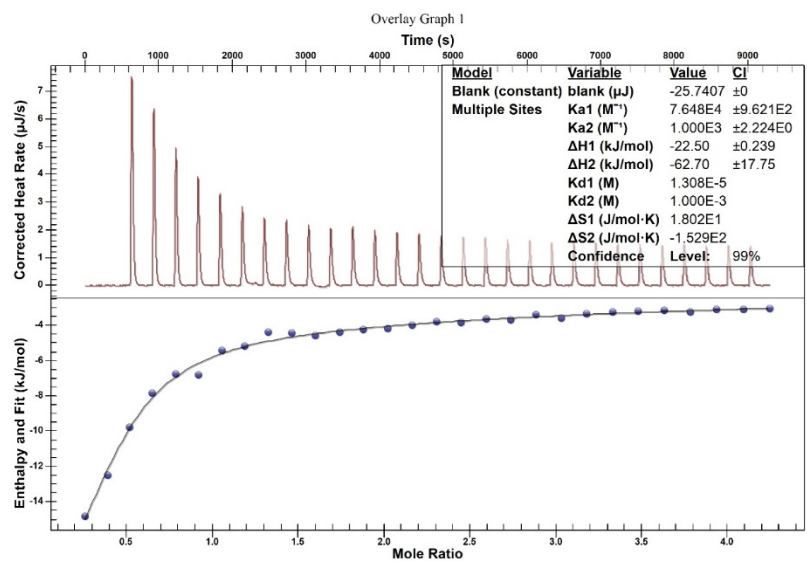


Figure S2. ITC profile of Q[8] with D-Leu at 298.15 K.

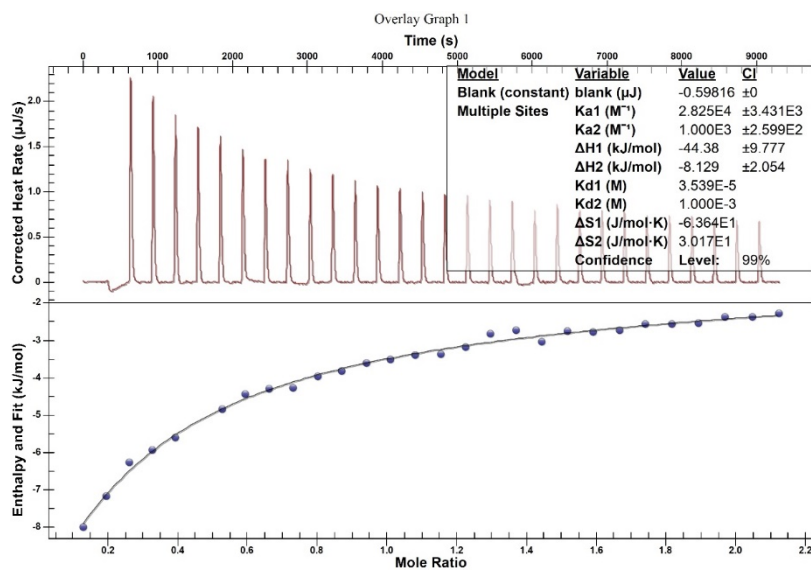


Figure S3. ITC profile of Q[8] with D-Met at 298.15 K.

Table S1. ITC measurements of the thermodynamics for the interactions between amino acids and Q[8] at 298.15 K

Date	L-Val ₂ @Q[8]	D-Leu ₂ @Q[8]	D-Met ₂ @Q[8]
K _a (M ⁻²)	5.847×10 ⁷	7.648×10 ⁷	2.825×10 ⁷
K _{a1} (M ⁻¹)	(5.847±0.4851) ×10 ⁴	(7.648±0.09621) ×10 ⁴	(2.825±0.3431) ×10 ⁴
K _{a2} (M ⁻¹)	1.000×10 ³ ±1.204×10 ⁻²	1.000×10 ³ ± 2.224	(1.000±0.2599) ×10 ³
ΔH ₁ (kJ·mol ⁻¹)	-11.11±2.358	-22.50±0.239	-44.38±9.777
ΔH ₂ (kJ·mol ⁻¹)	-62.86±49.15	-62.70±17.75	-8.129±2.054
TΔS ₁ (kJ·mol ⁻¹)	16.0971185	5.372663	-18.974266
TΔS ₂ (kJ·mol ⁻¹)	-45.73621	-45.587135	8.9951855