

Electronic Supporting Information

Construction of MOFs-shell Porous Materials and Performance Study in Selective Adsorption and Separation of Benzene Pollutants

Yu Qiao,^{a,c} Na Lv,^{a,c} Dong Li,^b Hongji Li,^{a,d} Xiangxin Xue,^{a,c} Wei Jiang,^{a,d} Zhanlin
Xu,^{*a,c} Guangbo Che^{*a}

^a *Key Laboratory of Preparation and Application of Environmental Friendly Materials (Jilin Normal University), Ministry of Education, Changchun 130103, P. R. China*

^b *School of Materials Science and Engineering, Liaoning Technical University, Fuxin 123000, P. R. China*

^c *College of Chemistry, Jilin Normal University, Siping 136000, PR China*

^d *College of Environmental Science and Engineering, Jilin Normal University, Siping 136000, PR China*

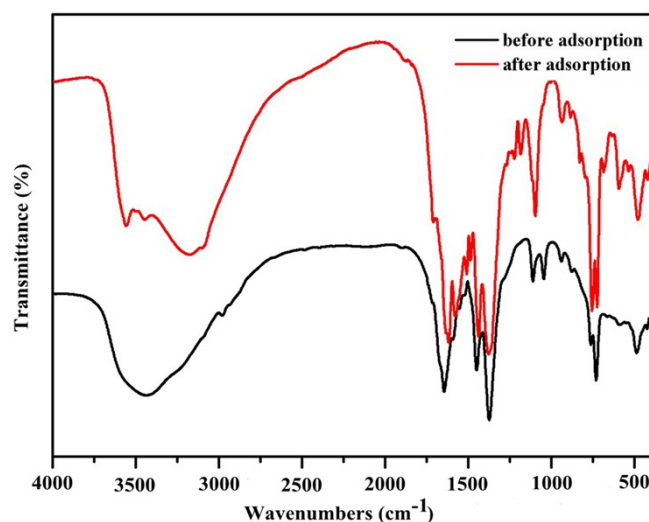


Fig. S1 FT-IR spectras of HKUST-1 **shell** before and after nitrobenzene adsorption.

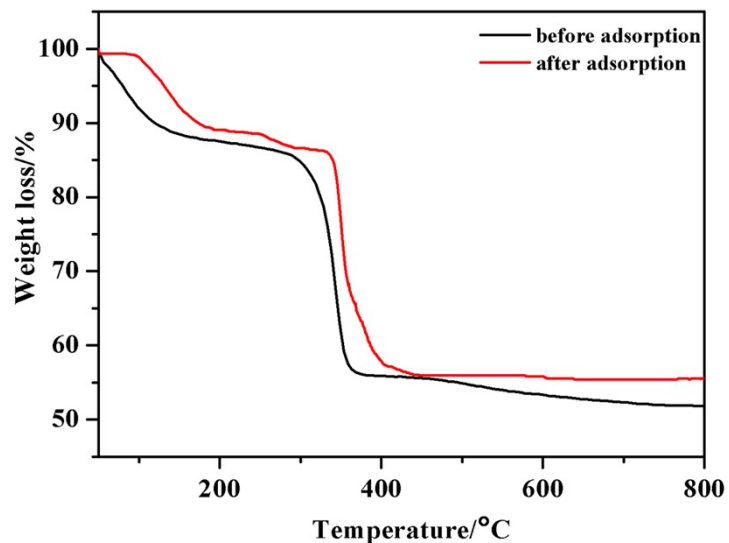


Fig. S2 TG curves of HKUST-1 shell before and after nitrobenzene adsorption.

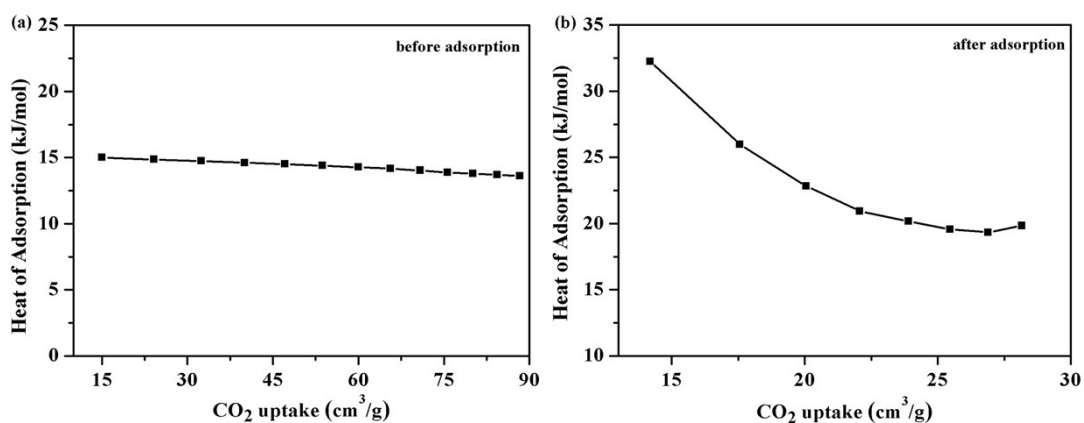


Fig. S3. CO₂ isosteric heat of before and after nitrobenzene adsorption of HKUST-1 shell.

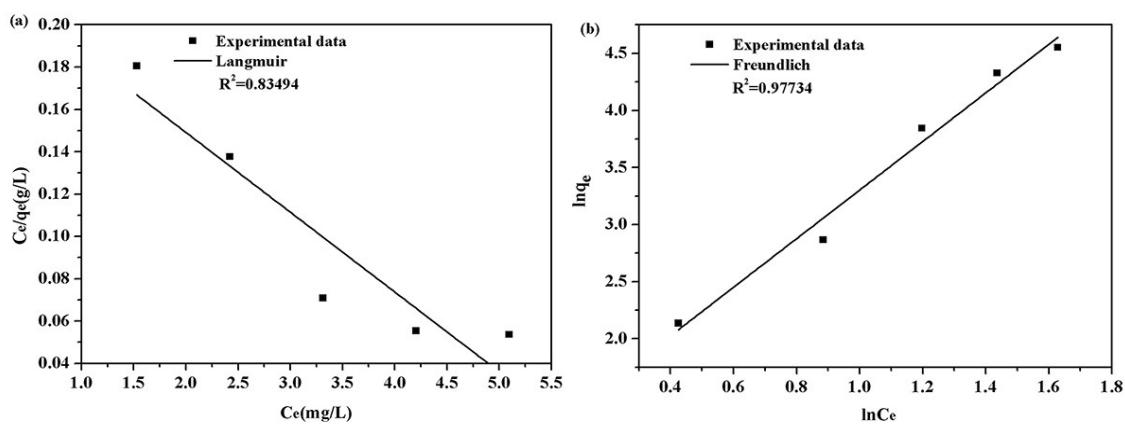


Fig. S4 The adsorption isotherms of nitrobenzene on HKUST-1 shell: (a) Langmuir model and (b) Freundlich model.

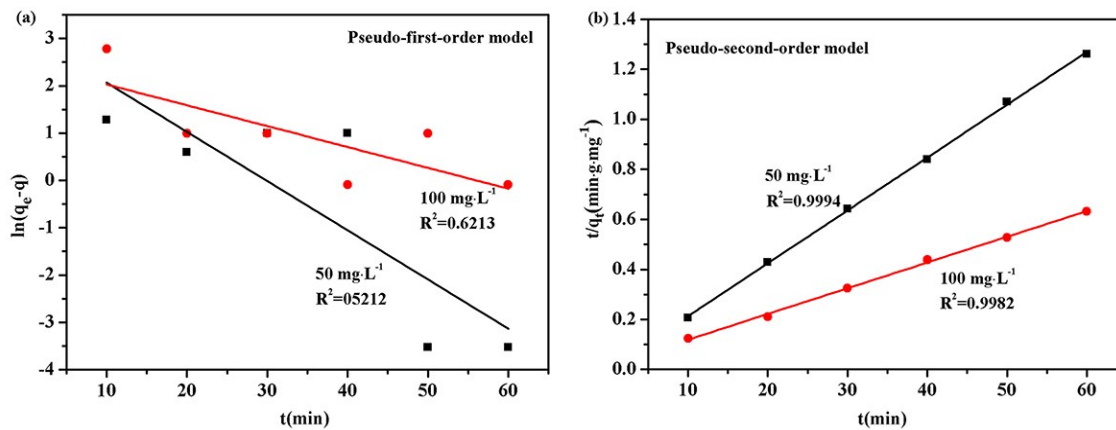


Fig. S5 The fitting of adsorption kinetics of NB by HKUST-1 shell: (a) pseudo-first-order kinetics model; (b) pseudo-second-order kinetics model.

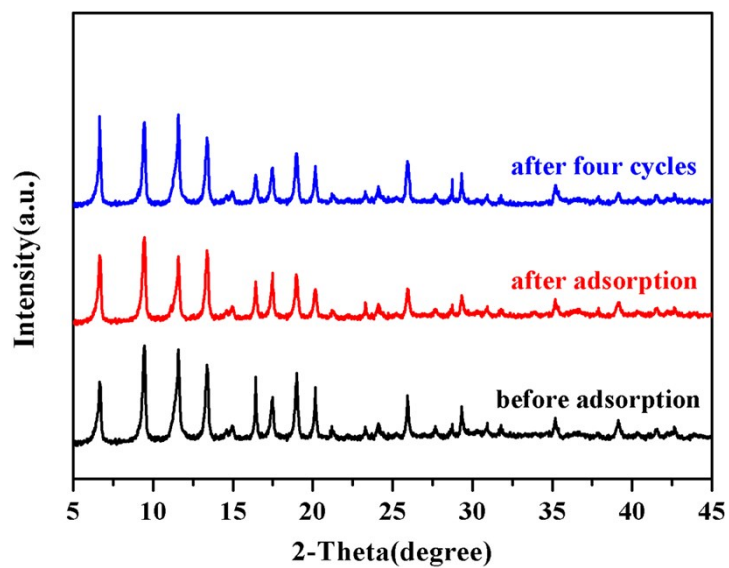


Fig. S6 PXRD spectrum of HKUST-1 shell after four cycles.