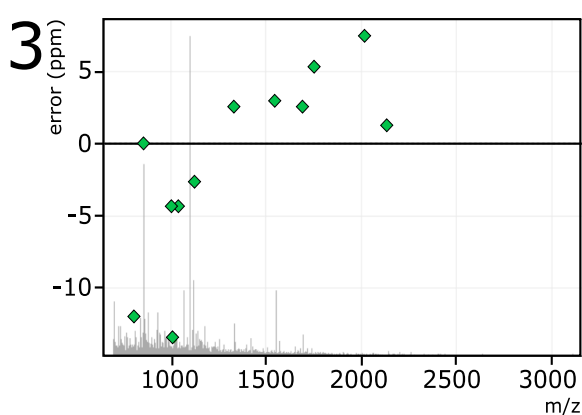
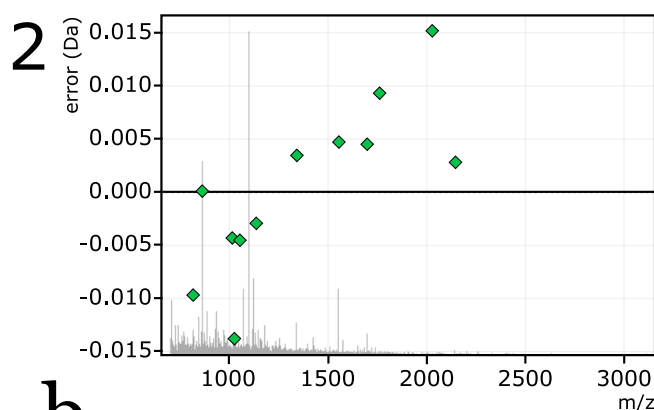


a

1

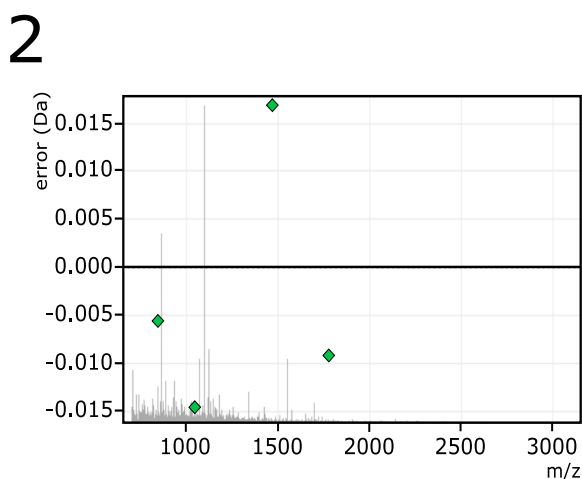
reference	m/z	error (Da)
Myelin Basic Protein (229-236) [M+H]⁺	811.4308	-0.0097
Myelin Basic Protein (8-14) [M+H] ⁺	832.4523	
Myelin Basic Protein (243-250) [M+H]⁺	861.4359	0.0000
Myelin Basic Protein (187-195) [M+H] ⁺	944.4544	
Myelin Basic Protein (9-17) [M+H] ⁺	962.5153	
Myelin Basic Protein (15-23) [M+H]⁺	1012.5170	-0.0044
Myelin Basic Protein (94-102) [M+H]⁺	1018.5428	-0.0139
Myelin Basic Protein (166-175) [M+H]⁺	1046.5476	-0.0046
Myelin Basic Protein (240-249) [M+H] ⁺	1063.4949	
Myelin Basic Protein (229-239) [M+H] ⁺	1081.5748	
Myelin Basic Protein (196-205) [M+H]⁺	1131.5793	-0.0029
Myelin Basic Protein (146-157) [M+H]⁺	1336.6314	0.0035
Myelin Basic Protein (211-222) [M+H] ⁺	1460.7168	
Myelin Basic Protein (223-236) [M+H] ⁺	1491.8278	
Myelin Basic Protein (144-157) [M+H]⁺	1551.7584	0.0046
Myelin Basic Protein (196-210) [M+H]⁺	1696.8514	0.0045
Myelin Basic Protein (166-181) [M+H]⁺	1755.8660	0.0093
Myelin Basic Protein (206-222) [M+H]⁺	2025.9889	0.0152
Myelin Basic Protein (211-228) [M+H]⁺	2141.1138	0.0028



b

1

reference	m/z	error (Da)
Trypsin (108-115) [M+H]⁺	842.5094	-0.0056
Trypsin (209-216) [M+H] ⁺	906.5044	
Trypsin (1-8) [M+H] ⁺	952.3894	
Trypsin (148-157) [M+H] ⁺	1006.4874	
Trypsin (98-107) [M+H]⁺	1045.5637	-0.0147
Trypsin (134-147) [M+H]⁺	1469.7305	0.0169
Trypsin (58-72) [M+H] ⁺	1713.8084	
Trypsin (217-231) [M+H] ⁺	1736.8425	
Trypsin (116-133) [M+H] ⁺	1768.7993	
Trypsin (62-77) [M+H]⁺	1774.8975	-0.0092
Trypsin (58-76) [M+H] ⁺	2083.0096	
Trypsin (158-178) [M+H] ⁺	2158.0307	
Trypsin (58-77) [M+H] ⁺	2211.1040	
Trypsin (78-97) [M+H] ⁺	2283.1802	
Trypsin (179-208) [M+H] ⁺	3013.3237	



Supplemental Figure 1: Representative table and graphics of matching error rates between known m/z values of MBP or trypsin peptides and calibrated m/z values obtained from MALDI-MSI analysis.
a Matching Da error rates for MBP 1, graphical representation of Da and ppm error rate for MBP, respectively 2,3. b Matching Da error rates for Trypsin peptides 1, graphical representation of Da error rate for Trypsin peptides 2. MBP, Myelin Basic Protein.