

Supporting information

3D hierarchical nanoarrays composed of NiCo-Te multilayer nanoneedles modified with $\text{Co}_{1.29}\text{Ni}_{1.71}\text{O}_4$ for high-performance hybrid supercapacitors

Chao Shi ^{a, b}, Qingjun Yang ^b, Chengyu Deng ^b, Shengyu Chen ^b, Yue Hao ^a, Yongsheng Yan ^{a, b, *},
Maobin Wei ^{a, *}

^a *Key Laboratory of Functional Material Physics and Chemistry of the Ministry of Education, Jilin
Normal University, Changchun, 130103, P.R. China*

^b *School of Chemistry and Chemical Engineering, Jiangsu University, Zhenjiang, 212013, P. R.
China.*

** Corresponding Author E-mail Address:*

yys@mail.ujs.edu.cn; jlsdzccw@126.com

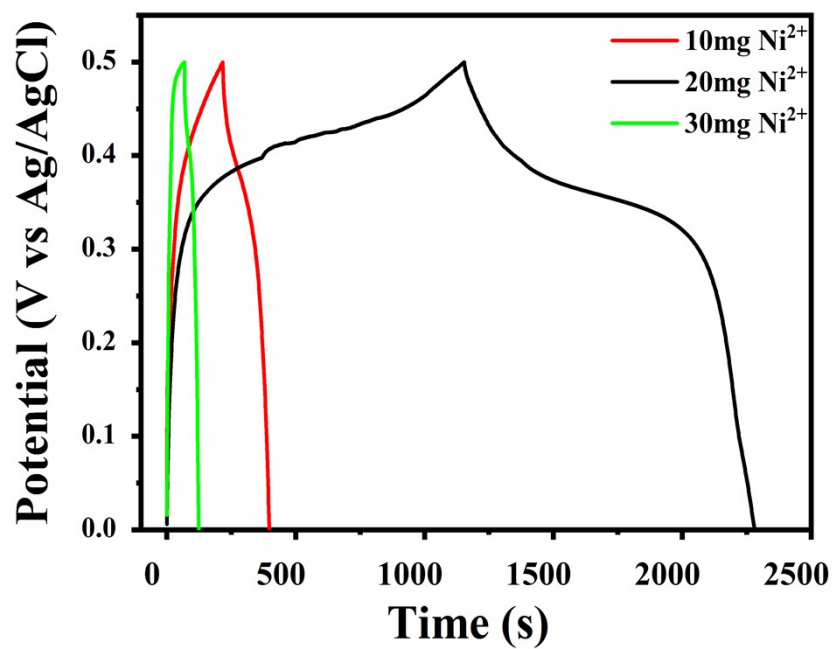


Fig.S1. GCD curves at 1 A g⁻¹ of the electrodes with different doses of nickel sources.

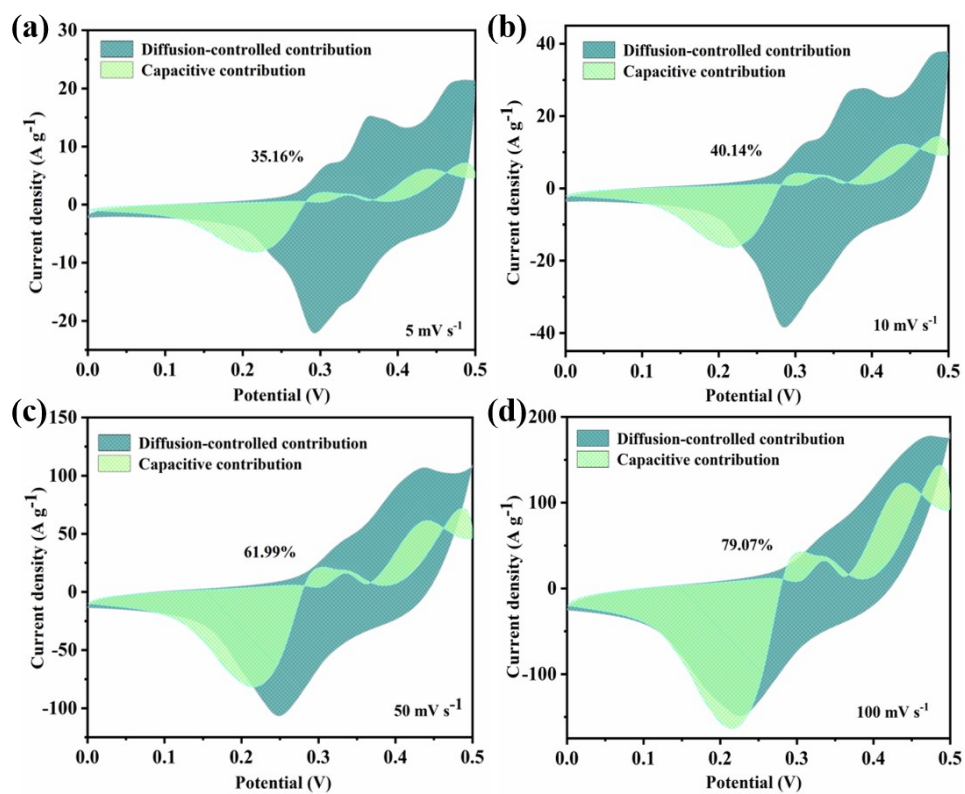


Fig.S2. Capacitive and diffusion-controlled contributions of NF@NiCo-Te/Co_{1.29}Ni_{1.71}O₄ electrode at various current density.

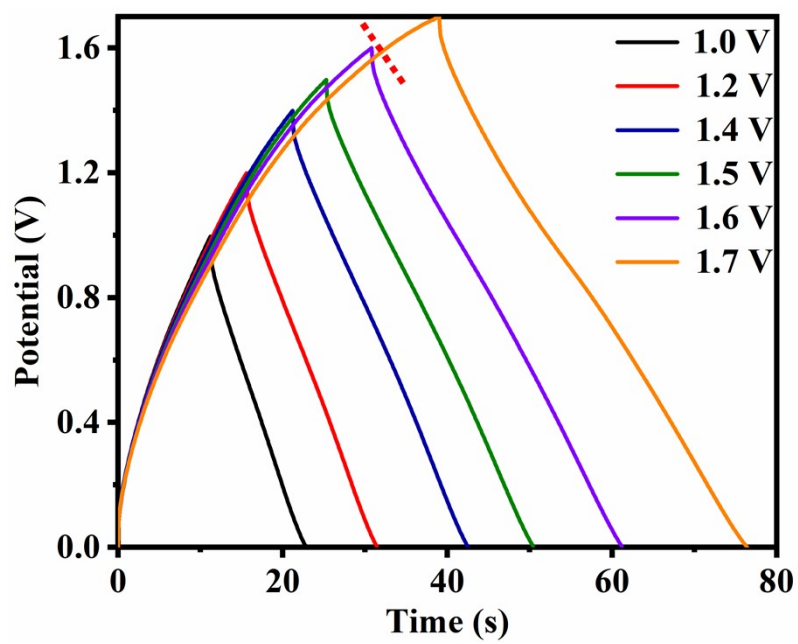


Fig.S3. GCD curves of prepared device with various voltage windows