

Electronic Supplementary Information (ESI) for *New Journal of Chemistry*.

## pH-Influenced handedness inversion of circularly polarized luminescence

Pan Jiang, Wei Liu\*, Yi Li, Baozong Li, and Yonggang Yang\*

*State and Local Joint Engineering Laboratory for Novel Functional Polymeric Materials, Jiangsu Engineering Laboratory of Novel Functional Polymeric Materials, College of Chemistry, Chemical Engineering and Materials Science, Soochow University, Suzhou 215123, China. E-mail: weiliu@suda.edu.cn, ygyang@suda.edu.cn.*

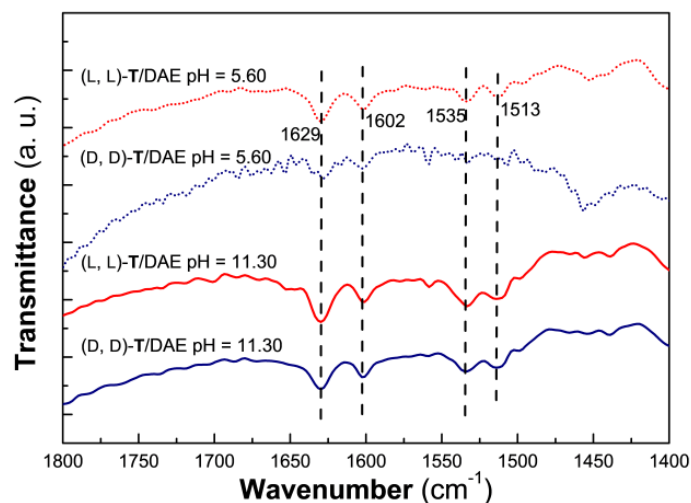


Fig. S1 FT-IR spectra of the co-assemblies of (L, L)-T/(D, D)-T with DAE at pH = 5.60 and 11.30.

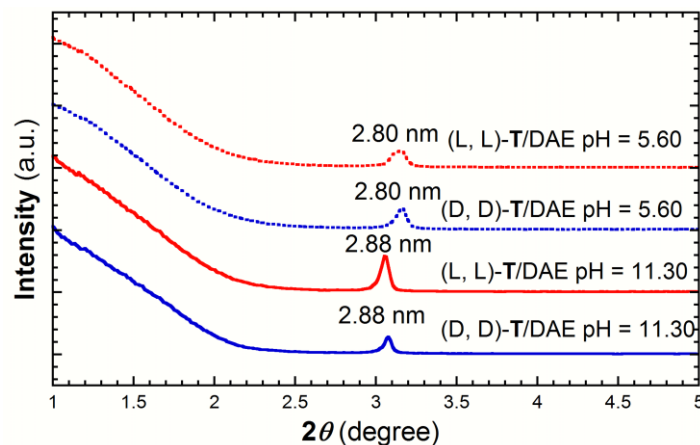


Fig. S2 SAXRD patterns for the co-assemblies of (L, L)-T/(D, D)-T with DAE at pH = 5.60 and 11.30.

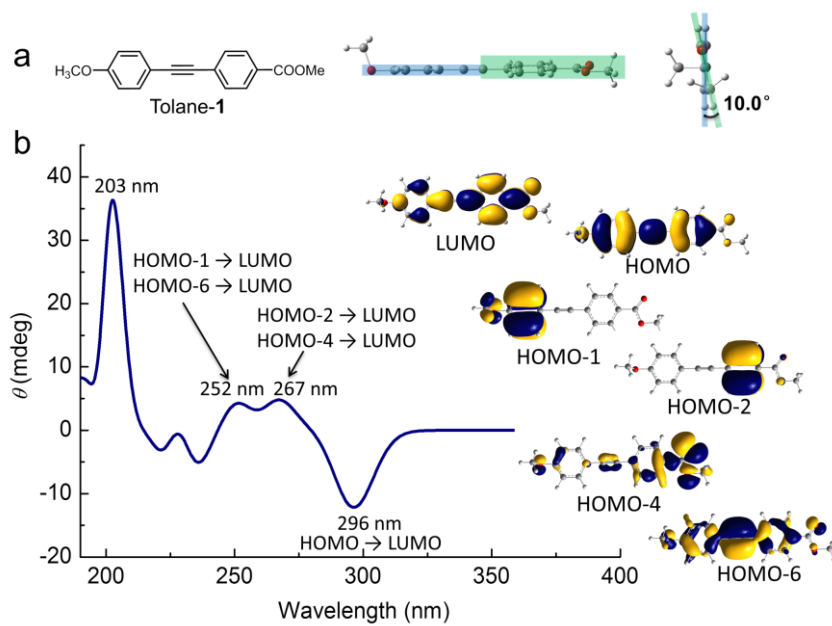


Fig. S3 (a) Molecular structure, front and side views of two main planes for Tolane-**1**. (b) Simulated electronic circular dichroism (ECD) spectra for Tolane-**1** and orbital distributions of some related frontier molecular orbitals (contour value 0.02 a.u.). Calculations were performed at the level of B3LYP/6-31G(d).