

# Electronic Supplementary Information

## Construction of the Tetracyclic Core of the Lycopodium Alkaloid Annotinolide C

Xiang Guo,<sup>a</sup> Yong-Yao Li,<sup>a</sup> Shuang-Hu Wang,<sup>a</sup> Fu-Min Zhang,<sup>\*a</sup> Bao-Sheng Li,<sup>\*b</sup> Yong-Qiang Tu<sup>\*a,c</sup> and Xiao-Ming Zhang<sup>a</sup>

<sup>a</sup>State Key Laboratory of Applied Organic Chemistry & College of Chemistry and Chemical Engineering, Lanzhou University, Lanzhou 730000, P. R. China.

<sup>b</sup>School of Chemistry and Chemical Engineering, Chongqing University, Chongqing 400044, China.

<sup>c</sup>School of Chemistry & Chemical Engineering, Shanghai Jiao Tong University, Shanghai 200240, P. R. China.

\*E-mail: tuyq@lzu.edu.cn, zhangfm@lzu.edu.cn, libs@cqu.edu.cn.

# Table of Contents

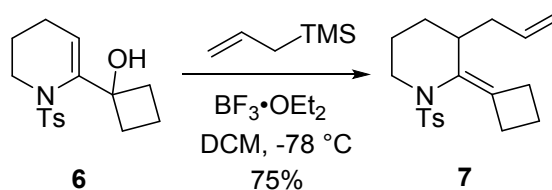
1. General Information.....	S3
2. Experimental details for compounds.....	S3
2.1. Synthesis of compound <b>7</b> .....	S3
2.2. Synthesis of compound <b>5</b> .....	S5
2.3. Synthesis of compound <b>8</b> .....	S6
2.4. Synthesis of compound <b>9</b> .....	S7
2.5. Synthesis of compound <b>10</b> .....	S9
2.6. Synthesis of compound <b>11</b> .....	S10
2.7. Synthesis of compound <b>3</b> .....	S12
2.8. Synthesis of compound <b>12</b> .....	S13
2.9. Synthesis of compound <b>13</b> .....	S15
2.10. Synthesis of compound <b>14</b> .....	S16
2.11. Synthesis of compound <b>16</b> .....	S18
2.12. Synthesis of compound <b>2</b> .....	S19
2.13. Synthesis of compound <b>20</b> .....	S21
3. X-ray Crystallographic Data.....	S23
4. References and notes.....	S24
5. Copies of the spectrum of corresponding	

## 1. General Information

Unless otherwise stated, all reactions were carried out under dry argon atmosphere with dry solvents in dry glassware. Dry THF was refluxed with Sodium Sand, dry DCM was refluxed with  $\text{CaH}_2$  and other extra dry solvent was bought. All reactions were monitored by thin layer chromatography of silica gel prefabricated plate, visualized with UV light and the products were purified by column chromatography with silica gel (200~300 mesh). Petroleum ether and ethyl acetate were used as eluent. And  $^1\text{H}$  NMR and  $^{13}\text{C}$  NMR spectra data were obtained on 400 MHz or 600 MHz NMR spectrometers. High-resolution mass spectral analysis (HRMS) data were detected on a Bruker APEXII mass spectrometer. The X-ray single-crystal determination was performed on an Agilent SuperNova Eos diffractometer.

## 2. Experimental details for compounds

### 2.1. Synthesis of compound 7



**Compound 7:** Compound **6**<sup>1</sup> (900 mg, 2.9 mmol) was dissolved in dry DCM (300 mL). Allyltrimethylsilane (930  $\mu$ L, 5.8 mmol) was added to the solution under argon atmosphere at room temperature (20  $^\circ$ C). Then the mixture was stirred at -78  $^\circ$ C. Boron trifluoride etherate (1.2 mL, 8.7 mmol) was added dropwisely into the solution at -78  $^\circ$ C. The reaction was allowed to rise to room temperature (20  $^\circ$ C) slowly. Finally, the reaction was quenched with saturated  $\text{NaHCO}_3$  (100 mL). The reaction was extracted with DCM (3  $\times$  80 mL). The combined organic layer was washed with brine, dried over  $\text{Na}_2\text{SO}_4$ . After concentrated under vacuum, the crude product was purified by column chromatography (EtOAc: petroleum ether =1/30 to 1/15) to give product **7** (730 mg, 75%) as a colorless oil.

**$^1\text{H}$  NMR** (600 MHz,  $\text{CDCl}_3$ )  $\delta$  7.76 (d,  $J$  = 8.4 Hz, 2H), 7.27 (d,  $J$  = 8.4 Hz, 2H), 5.82-5.77 (m, 1H), 5.02-4.98 (m, 2H), 3.61-3.59 (m, 1H), 3.13-3.11 (m, 1H), 2.89-2.85 (m, 1H), 2.85-2.77 (m, 1H), 2.71-2.68 (m, 1H), 2.60-2.57 (m, 1H), 2.41 (s, 3H), 2.31-2.27 (m, 2H), 1.99-1.94 (m, 1H), 1.92-1.88 (m, 2H), 1.66-1.55 (m, 3H), 1.34-1.31 (m, 1H).

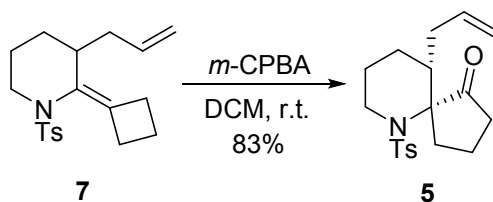
**$^{13}\text{C}$  NMR** (150 MHz,  $\text{CDCl}_3$ )  $\delta$  142.83, 138.69, 138.34, 137.40, 129.33, 128.70, 127.32, 115.73, 48.45, 36.03, 30.40, 29.36, 29.32, 21.45, 20.59, 16.54.

**IR (neat):**  $\nu_{\text{max}}$  = 3071, 2930, 2861, 1737, 1639, 1598, 1446, 1154, 1091, 914, 815, 547  $\text{cm}^{-1}$

**HRMS ESI** Calcd for  $\text{C}_{19}\text{H}_{25}\text{NO}_2\text{SNa}$   $[\text{M}+\text{Na}]^+$ : 354.1498, Found: 354.1507

**MS (EI)  $m/z$  (%):** 331 (53), 319 (31), 290 (76), 267(31), 252 (27), 239 (21), 224 (34), 198 (34), 176 (18), 148 (28), 120 (28).

## 2.2. Synthesis of compound 5



**Compound 5:** The diolefin (300 mg, 0.9 mmol) was dissolved in DCM (300 mL) at room temperature (20 °C). Then the mixture was added 75% *m*-CPBA (320 mg, 1.35 mmol). After the solution was stirred at room temperature (20 °C) for 3 hours, it was quenched with saturated  $\text{Na}_2\text{S}_2\text{O}_3$  (50 mL) and  $\text{NaHCO}_3$  (50 mL). The reaction was extracted with DCM (3  $\times$  80 mL), and the combined organic layer was washed with brine, dried over  $\text{Na}_2\text{SO}_4$ . After concentrated under vacuum, the crude product was purified by column chromatography (EtOAc: petroleum ether =1/20 to 1/10) to give product **5** (261 mg, 83%) as a colorless oil.

**$^1\text{H}$  NMR** (600 MHz,  $\text{CDCl}_3$ )  $\delta$  7.89 (d,  $J$  = 8.4 Hz, 2H), 7.29 (d,  $J$  = 8.4

Hz, 2H), 5.60-5.58 (m, 1H), 4.98-4.95 (m, 2H), 3.27-3.24 (m, 1H), 3.14-3.09 (m, 1H), 2.71-2.65 (m, 1H), 2.53-2.49 (m, 2H), 2.42 (s, 3H), 2.36-2.28 (m, 2H), 2.16-2.15 (m, 1H), 2.03-2.00 (m, 1H), 1.82-1.78 (m, 1H), 1.76-1.72 (m, 2H), 1.66-1.55 (m, 2H), 1.44-1.43 (m, 1H).

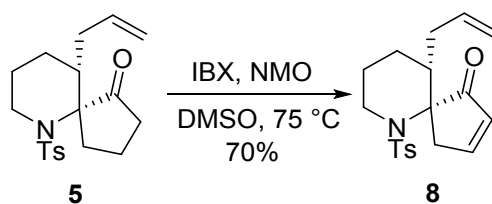
**<sup>13</sup>C NMR** (150 MHz, CDCl<sub>3</sub>) δ 214.33, 143.23, 137.65, 136.74, 129.28, 127.74, 116.28, 69.02, 43.86, 37.73, 36.61, 34.78, 31.78, 21.59, 21.50, 18.90, 17.82.

**IR (neat):** ν<sub>max</sub>= 3399, 3068, 2953, 2870, 1744, 1458, 1326, 1155, 1094, 996, 817, 685 cm<sup>-1</sup>

**HRMS ESI** Calcd for C<sub>19</sub>H<sub>25</sub>NO<sub>3</sub>SNa [M+Na]<sup>+</sup>:370.1447, Found: 370.1452.

**MS (EI) m/z (%):** 347 (75), 319 (15), 291 (36), 226 (41), 212 (74), 192 (100), 164 (28), 136 (15), 91 (15).

### 2.3. Synthesis of compound 8



**Compound 8:** Compound **5** (265 mg, 0.8 mmol) was dissolved in dry DMSO (10 mL) at room temperature (20 °C), and then IBX (2-iodoxybenzoic acid) (2.14 g, 8 mmol) and NMO (4-methylmorpholine N-oxide) (900 mg, 8 mmol) were added into the solution. The resulting

solution was heated to 75 °C and stirred for 12 h. After the reaction was cooled down to room temperature (20 °C), it was quenched with saturated Na<sub>2</sub>S<sub>2</sub>O<sub>3</sub> (80 mL). The reaction was extracted with EtOAc (3 × 80 mL). The combined organic layer was washed with water and brine for several times, dried over Na<sub>2</sub>SO<sub>4</sub>. After concentrated under vacuum, the crude product was purified by column chromatography (EtOAc: petroleum ether =1/20 to 1/8) to give product **8** (186 mg, 70%) as a colorless oil.

**<sup>1</sup>H NMR** (600 MHz, CDCl<sub>3</sub>) δ 7.89 (d, *J* = 8.4 Hz, 2H), 7.56-7.54 (m, 1H), 7.30 (d, *J* = 8.4 Hz, 2H), 6.23-6.22 (m, 1H), 5.60-5.30 (m, 1H), 4.99-4.95 (m, 2H), 3.42-3.34 (m, 2H), 3.29-3.27 (m, 1H), 2.89-2.85 (m, 1H), 2.42 (s, 3H), 2.24-2.21 (m, 1H), 1.84-1.77 (m, 2H), 1.73-1.65 (m, 1H), 1.64-1.57 (m, 2H), 1.49-1.47 (m, 1H).

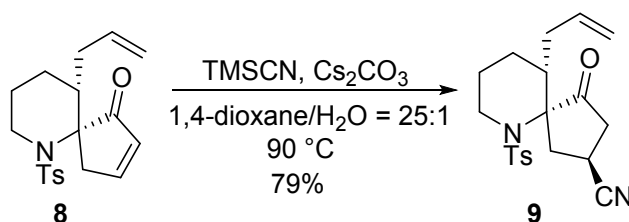
**<sup>13</sup>C NMR** (150 MHz, CDCl<sub>3</sub>) δ 205.48, 159.01, 143.36, 137.41, 136.33, 132.98, 129.31, 127.84, 116.68, 66.70, 43.73, 43.10, 41.76, 32.94, 21.62, 21.21, 20.36.

**IR (neat):** ν<sub>max</sub> = 3048, 3070, 2944, 2870, 2368, 1716, 1596, 1325, 1159, 1093, 817, 670, 606, 547 cm<sup>-1</sup>.

**HRMS ESI** Calcd for C<sub>19</sub>H<sub>23</sub>NO<sub>3</sub>SNa [M+Na]<sup>+</sup>: 368.1691; Found: 368.1698.

**MS (EI) m/z (%):** 345 (67), 304 (35), 276 (36), 190 (6), 162 (41), 149 (6), 135 (12), 121 (50), 91 (13).

## 2.4. Synthesis of compound 9



**Compound 9:** Compound **8** (44 mg, 0.13 mmol) was dissolved in dry 1,4-dioxane (2 mL) at room temperature (20 °C). And then, distilled water (80  $\mu$ L), TMSCN (48  $\mu$ L, 0.36 mmol) and the Cs<sub>2</sub>CO<sub>3</sub> (10 mg, 0.03 mmol) were added into the solution. The resulting solution was heated to 90 °C and stirred for 2 h. After the reaction was cooled down to room temperature (20 °C), it was quenched with H<sub>2</sub>O (5 mL). The reaction was extracted with EtOAc (3  $\times$  10 mL). The combined organic layer was washed with brine, dried over Na<sub>2</sub>SO<sub>4</sub>. After concentrated under vacuum, the crude product was purified by column chromatography (EtOAc: petroleum ether = 1/15 to 1/5) to give product **9** (38 mg, 79%) as a white solid. m.p. = 164.6 °C-165.8 °C.

**<sup>1</sup>H NMR** (600 MHz, CDCl<sub>3</sub>)  $\delta$  7.85 (d,  $J$  = 8.4 Hz, 2H), 7.32 (d,  $J$  = 8.4 Hz, 2H), 5.58-5.51 (m, 1H), 5.01-4.96 (m, 2H), 3.30-3.28 (m, 1H), 3.10-2.99 (m, 4H), , 2.84-2.82 (m, 1H), 2.75-2.73 (m, 1H), 2.43 (s, 3H), 2.26-2.23 (m, 1H), 2.05-2.02 (m, 1H), 1.81-1.78 (m, 1H), 1.65-1.62 (m, 2H), 1.59-1.49 (m, 2H).



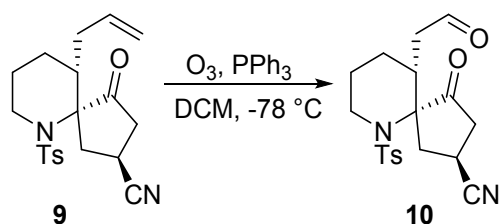
**$^{13}\text{C}$  NMR** (150 MHz,  $\text{CDCl}_3$ )  $\delta$  207.49, 143.80, 136.88, 135.80, 129.44, 127.69, 120.12, 116.95, 68.37, 44.33, 39.19, 38.17, 36.79, 31.37, 21.85, 21.53, 21.20, 18.41.

**IR (neat):**  $\nu_{\text{max}}$  = 3339, 3170, 2949, 2369, 1746, 1459, 1328, 1157, 1097, 784, 669, 557  $\text{cm}^{-1}$

**HRMS ESI** Calcd for  $\text{C}_{20}\text{H}_{24}\text{N}_2\text{O}_3\text{SNa}$   $[\text{M}+\text{Na}]^+$ : 395.1400; Found: 395.1407.

**MS (EI)  $m/z$  (%):** 372 (87), 344 (25), 291 (25), 276 (25), 226 (26), 217 (85), 212 (26), 189 (25), 147 (42), 136 (25), 91 (25).

## 2.5. Synthesis of compound 10



**Compound 10:** compound **9** (181 mg, 0.49 mmol) was dissolved in dry DCM (20 mL) at room temperature ( $20\text{ }^\circ\text{C}$ ). Then the mixture was cooled down to  $-78\text{ }^\circ\text{C}$ , and ozone was bubbled through the reaction mixture for 10 minutes.  $\text{PPh}_3$  (638 mg, 2.5 mmol) was added into the solution and the mixture was allowed to rise to room temperature ( $20\text{ }^\circ\text{C}$ ) slowly. After concentrated under vacuum, the crude product was purified by column chromatography (EtOAc: petroleum ether = 1/20 to 1/2) to give product **10** as a white solid. m.p. =  $153.7\text{ }^\circ\text{C}$ - $155.3\text{ }^\circ\text{C}$ .

**<sup>1</sup>H NMR** (400 MHz, CDCl<sub>3</sub>) δ 9.57 (s, 1H), 7.82 (d, *J* = 8.0 Hz, 2H), 7.32 (d, *J* = 8.0 Hz, 2H), 3.42-3.35 (dd, *J* = 8.4 Hz, 1H), 3.28-3.24 (m, 2H), 3.06-2.93 (m, 3H), 2.78-2.68 (m, 3H), 2.44 (s, 3H), 2.07 (dd, *J* = 1.6 Hz, 1H), 1.82-1.78(m, 1H), 1.63-1.59(m, 2H), 1.54-1.43 (m, 1H).

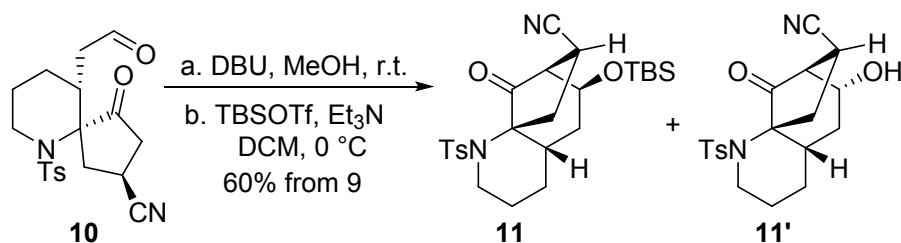
**<sup>13</sup>C NMR** (100 MHz, CDCl<sub>3</sub>) δ 209.29, 200.19, 144.01, 136.42, 129.48, 127.78, 120.09, 67.33, 44.80, 44.06, 38.91, 37.55, 29.54, 26.59, 21.54, 21.14, 19.66.

**IR (neat):** ν<sub>max</sub> = 2949, 2872, 2369, 2245, 1749, 1721, 1597, 1448, 1323, 1154, 1115, 1091, 922, 669, 557 cm<sup>-1</sup>

**HRMS ESI** Calcd for C<sub>19</sub>H<sub>22</sub>N<sub>2</sub>O<sub>4</sub>SNa [M+Na]<sup>+</sup>: 397.1192; Found: 397.1193.

**MS (EI) m/z (%):** 374 (100), 346 (34), 317 (65), 293 (34), 244 (34), 219 (100), 200 (34), 186 (34), 110 (35), 91 (34).

## 2.6. Synthesis of compound 11



**Compound 11:** The above product **10** was dissolved in dry MeOH (5 mL) at room temperature (20 °C), then DBU (80 μL, 0.53 mmol) was added into the solution. After the mixture was stirred at room temperature (20 °C)

for 1 h, the reaction was quenched with saturated  $\text{NH}_4\text{Cl}$ . The reaction was extracted with EtOAc ( $3 \times 10 \text{ mL}$ ), and the combined organic layer was washed with brine, dried over  $\text{Na}_2\text{SO}_4$ . After concentrated under vacuum, the crude product was went straight to the next step. The crude product was dissolved in dry DCM (5 mL) at  $0^\circ\text{C}$ . Finally,  $\text{Et}_3\text{N}$  (350  $\mu\text{L}$ , 2.53 mmol) and TBSOTf (350  $\mu\text{L}$ , 1.53 mmol) were added in order at  $0^\circ\text{C}$ . After the mixture was stirred for 10 minutes at  $0^\circ\text{C}$ , the reaction was quenched with saturated  $\text{NaHCO}_3$ . The reaction was extracted with DCM ( $3 \times 5 \text{ mL}$ ), and the combined organic layer was washed with brine, dried over  $\text{Na}_2\text{SO}_4$ . After concentrated under vacuum, the crude product was purified by column chromatography (EtOAc: petroleum ether = 1/40 to 1/20) to give product **11** (144 mg, 60% from **9**) as a white solid. m.p. =  $107.5^\circ\text{C}$  -  $108.9^\circ\text{C}$

**$^1\text{H}$  NMR** (400 MHz,  $\text{CDCl}_3$ )  $\delta$  7.69 (d,  $J = 8.4 \text{ Hz}$ , 2H), 7.30 (d,  $J = 8.4 \text{ Hz}$ , 2H), 4.13-4.11 (m, 1H), 4.10-3.94 (m, 1H), 3.92-3.87 (m, 1H), 3.20-3.16 (m, 1H), 2.82-2.81 (m, 1H), 2.70-2.61 (m, 2H), 2.41 (s, 3H), 1.75-1.73 (m, 1H), 1.72-1.66 (m, 6H), 0.86 (s, 9H), 0.05 (s, 6H).

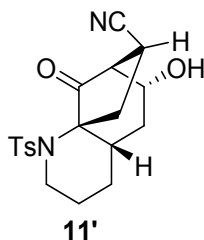
**$^{13}\text{C}$  NMR** (100 MHz,  $\text{CDCl}_3$ )  $\delta$  205.36, 143.51, 139.24, 129.87, 126.57, 121.03, 69.95, 67.70, 57.19, 44.44, 43.08, 34.80, 33.83, 28.44, 25.52, 21.52, 18.61, 17.90, -4.89, -4.92.

**IR (neat):**  $\nu_{\text{max}}$  = 3376, 2928, 2856, 2241, 1759, 1463, 1323, 1252, 1152,

1091, 838, 775, 666  $\text{cm}^{-1}$

**HRMS ESI** Calcd for  $\text{C}_{25}\text{H}_{36}\text{N}_2\text{O}_4\text{SSiNa}$   $[\text{M}+\text{Na}]^+$ : 511.2057; Found: 511.2059.

**MS (EI) m/z (%)**: 488 (100), 403 (15), 350 (8), 333 (100), 305 (33), 276 (12), 247 (37), 213 (32), 173 (11), 120 (25), 91 (6).

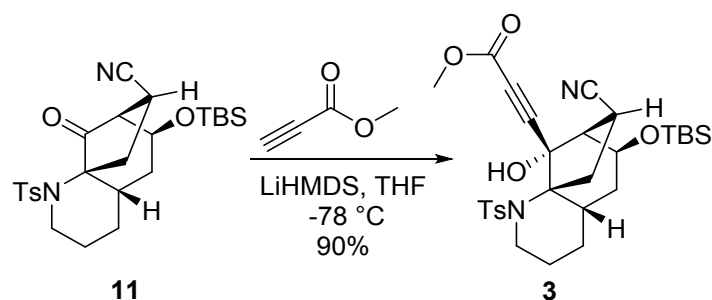


**$^1\text{H}$  NMR** (600 MHz,  $\text{DMSO-d}_6$ )  $\delta$  7.66 (d,  $J = 8.4$  Hz, 2H), 7.40 (d,  $J = 8.4$  Hz, 2H), 5.38 (s, 1H), 4.21 (s, 1H), 3.84-3.82 (m, 1H), 3.67-3.65 (m, 1H), 3.33-3.28 (m, 3H), 2.71-2.68 (m, 1H), 2.38 (s, 3H), 1.80-1.77 (m, 1H), 1.64-1.61 (m, 1H), 1.54-1.51 (m, 1H), 1.41-1.39 (m, 2H), 1.24-1.16 (m, 1H).

**$^{13}\text{C}$  NMR** (150 MHz,  $\text{DMSO-d}_6$ )  $\delta$  207.90, 142.99, 139.76, 129.87, 126.20, 121.76, 75.14, 67.70, 54.92, 54.05, 49.06, 44.16, 32.23, 31.16, 28.12, 25.01, 20.95, 20.70.

**MS (EI) m/z (%)**: 374 (100), 346 (18), 317 (98), 298 (15), 276 (34), 251 (36), 229 (20), 201 (20), 191 (9), 147 (29), 91 (6).

## 2.7. Synthesis of compound 3



**Compound 3:** Methyl propiolate (41  $\mu\text{L}$ , 0.46 mmol) was dissolved in dry THF, and then the mixture was cooled to  $-78\text{ }^\circ\text{C}$ . LiHMDS (350  $\mu\text{L}$ , 1mol/L in THF, 0.46 mmol) was added into the mixture at  $-78\text{ }^\circ\text{C}$ . After the reaction was stirred at  $-78\text{ }^\circ\text{C}$  for 45 minutes, the solution of compound **11** (144 mg, 0.42 mmol) in dry THF was added into the mixture at  $-78\text{ }^\circ\text{C}$ . Finally, the reaction was allowed to rise to room temperature ( $20\text{ }^\circ\text{C}$ ) slowly. The reaction was quenched with saturated  $\text{NH}_4\text{Cl}$ , and extracted with EtOAc ( $3 \times 10\text{ mL}$ ). The combined organic layer was washed with brine, dried over  $\text{Na}_2\text{SO}_4$ . After concentrated under vacuum, the crude product was purified by column chromatography (EtOAc: petroleum ether =1/20 to 1/10) to give product **3** (166 mg, 90% ) as a yellow oil.

**$^1\text{H}$  NMR** (600 MHz,  $\text{CDCl}_3$ )  $\delta$  7.73 (d,  $J = 8.4\text{ Hz}$ , 2H), 7.22 (d,  $J = 8.4\text{ Hz}$ , 2H), 4.43-4.40 (m, 1H), 4.05-3.98 (m, 2H), 3.76 (s, 3H), 3.06-3.04 (m, 2H), 2.54-2.49 (m, 3H), 2.39 (s, 3H), 2.37-2.20 (m, 2H), 1.69-1.61 (m, 5H), 0.86 (s, 9H), 0.05 (s, 6H).

**$^{13}\text{C}$  NMR** (150 MHz,  $\text{CDCl}_3$ )  $\delta$  153.19, 142.85, 140.34, 129.50, 126.77, 122.07, 85.49, 81.31, 79.38, 68.41, 63.54, 56.48, 53.01, 45.01, 40.60,

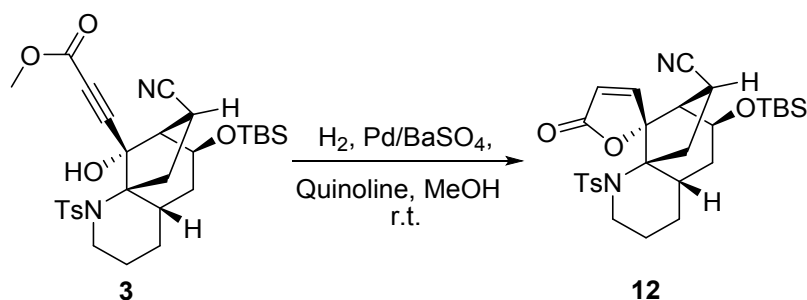
37.81, 34.59, 28.53, 25.67, 25.49, 21.57, 20.42, 17.91, -4.70, -4.85.

**IR (neat):**  $\nu_{\text{max}}$  = 3410, 2954, 2930, 2857, 2241, 1718, 1598, 1463, 1253, 1153, 1091, 1076, 989, 863, 834  $\text{cm}^{-1}$

**HRMS ESI** Calcd for  $\text{C}_{29}\text{H}_{40}\text{N}_2\text{O}_6\text{SSiNa}$   $[\text{M}+\text{Na}]^+$ : 595.2269; Found: 595.2268.

**MS (EI) m/z (%):** 572 (100), 515 (100), 417 (18), 350 (93), 285 (40), 253 (100), 173 (69), 155 (22), 91 (5).

## 2.8. Synthesis of compound 12



**Compound 12:** compound **3** (166 mg, 0.3 mmol) was dissolved in dry MeOH, and then quinoline (35  $\mu\text{L}$ , 0.3 mmol) and 10% Pd/BaSO<sub>4</sub> (26mg, 0.03 mmol) were added into the solution. The reaction was stirred at hydrogen atmosphere at room temperature (20 °C) for 5 h. Finally, the mixture was filtered through diatomite. The filtrate was concentrated under vacuum, and the crude product was purified by column chromatography (EtOAc: petroleum ether = 1/30 to 1/10) to give product **12** as a white solid. CCDC 2043936. m.p. = 197 °C-198 °C. These data can be obtained free of charge from The Cambridge Crystallographic Data Centre via

**<sup>1</sup>H NMR** (600 MHz, CDCl<sub>3</sub>) δ 7.60 (d, *J* = 8.4 Hz, 2H), 7.41 (d, *J* = 5.4 Hz, 1H), 7.32 (d, *J* = 8.4 Hz, 2H), 6.18 (d, *J* = 5.4 Hz, 1H), 4.38-4.35 (m, 1H), 4.14-4.11 (m, 1H), 3.14 (dd, *J* = 6 Hz, 1H), 2.96 (dd, *J* = 6 Hz, 1H), 2.88 (td, *J* = 2.4 Hz, 1H), 2.54-2.50 (m, 1H), 2.45 (s, 3H), 2.37-2.34 (m, 1H), 2.14-2.13 (m, 1H), 2.05-2.03 (m, 1H), 1.74-1.58 (m, 4H), 1.43-1.42 (m, 1H), 0.84 (s, 9H), 0.04 (s, 3H), 0.02 (s, 3H).

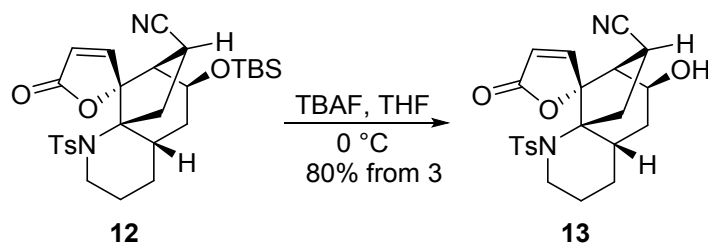
**<sup>13</sup>C NMR** (150 MHz, CDCl<sub>3</sub>) δ 170.49, 156.70, 143.76, 140.27, 129.84, 126.55, 122.30, 121.29, 97.43, 66.47, 64.80, 54.63, 44.30, 42.07, 37.31, 34.78, 28.36, 25.58, 25.28, 21.53, 20.07, 17.81, -4.71, -4.88.

**IR (neat):** ν<sub>max</sub> = 3394, 2953, 2930, 2889, 2857, 1775, 1738, 1462, 1331, 1252, 1153, 1094, 1066, 986, 854, 666 cm<sup>-1</sup>

**HRMS ESI** Calcd for C<sub>28</sub>H<sub>38</sub>N<sub>2</sub>O<sub>5</sub>SSiNa [M+Na]<sup>+</sup>: 565.2163; Found: 565.2172.

**MS (EI) m/z (%):** 542 (31), 485 (57), 442 (100), 419 (12), 387 (15), 350 (47), 287 (16), 255 (18), 198 (81), 173 (42), 155 (22), 91 (12).

## 2.9. Synthesis of compound 13



**Compound 13:** The crude product **12** was dissolved in dry THF ( 8 mL) at 0 °C. TBAF (0.6 mL, 1 mol/L in THF, 0.6 mmol) in THF was added into the mixture. After the reaction was stirred for 5 minutes, it was quenched with H<sub>2</sub>O (10 mL). The reaction was extracted with EtOAc (3 × 10 mL), and the combined organic layer was washed with brine, dried over Na<sub>2</sub>SO<sub>4</sub>. After concentrated under vacuum, the crude product was purified by column chromatography (EtOAc: petroleum ether =1/15 to 1/2) to give the product **13** (102 mg, 80% from **3**) as a white solid. m.p.= 182.4 °C-184 °C.

**<sup>1</sup>H NMR** (600 MHz, CDCl<sub>3</sub>) δ 7.60 (d, *J* = 7.8 Hz, 2H), 7.43 (d, *J* = 6.0 Hz, 1H), 7.33 (d, *J* = 7.8 Hz, 2H), 6.19 (d, *J* = 6.0 Hz, 1H), 4.50-4.48 (m, 1H), 4.14-4.11 (m, 1H), 3.13 (dd, *J* = 5.4 Hz, 1H), 2.98 (dd, *J* = 5.4, 1H), 2.90-2.85 (m, 1H), 2.56-2.52 (m, 1H), 2.45 (s, 3H), 2.36-2.27 (m, 2H), 2.11-2.05 (m, 1H), 1.88-1.81 (m, 2H), 1.75-1.62 (m, 4H).

**<sup>13</sup>C NMR** (150 MHz, CDCl<sub>3</sub>) δ 170.54, 156.81, 143.88, 140.21, 129.91, 126.56, 122.20, 121.38, 97.37, 66.49, 64.18, 54.02, 44.35, 42.04, 37.32, 33.39, 28.32, 25.28, 21.57, 20.21.

**IR (neat):** ν<sub>max</sub>= 3501, 2937, 2241, 1770, 1737, 1598, 1306, 1245, 1152, 1056, 986, 816, 669 cm<sup>-1</sup>

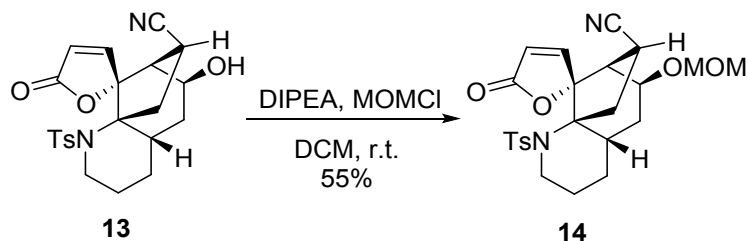
**HRMS ESI** Calcd for C<sub>22</sub>H<sub>24</sub>N<sub>2</sub>O<sub>5</sub>SNa [M+Na]<sup>+</sup>: 451.1298, Found: 451.1307.

**MS (EI) m/z (%):** 428 (24), 290 (66), 288 (50), 273 (17), 255 (51), 245



(60), 229 (53), 155 (49), 91 (8).

## 2.10. Synthesis of compound 14



**Compound 14:** Compound **13** (41 mg, 0.1 mmol) was dissolved in dry DCM (3 mL), and then DIPEA (200  $\mu$ L, 1.21 mmol) and MOMCl (60  $\mu$ L, 0.8 mmol) were added into the solution at room temperature (20  $^{\circ}$ C). After the mixture was stirred at the room temperature (20  $^{\circ}$ C) for 24 h, it was quenched with saturated NaHCO<sub>3</sub> (5 mL). The reaction was extracted with DCM (3  $\times$  8 mL), and the combined organic layer was washed with brine, dried over Na<sub>2</sub>SO<sub>4</sub>. After concentrated under vacuum, the crude product was purified by column chromatography (EtOAc: petroleum ether =1/20 to 1/5) to give the product **14** (26 mg, 55% from **13**) as a white solid. m.p.= 197.5  $^{\circ}$ C-199.2  $^{\circ}$ C.

**<sup>1</sup>H NMR** (600 MHz, CDCl<sub>3</sub>)  $\delta$  7.60 (d,  $J$  = 8.4 Hz, 2H), 7.40 (d,  $J$  = 6.0 Hz, 1H), 7.33 (d,  $J$  = 8.4 Hz, 2H), 6.19 (d,  $J$  = 6.0 Hz, 1H), 4.61 (dd,  $J$  = 7.2Hz, 2H), 4.26-4.23 (m, 1H), 4.14-4.11 (m, 1H), 3.32 (s, 3H), 3.04 (dd,  $J$  = 6 Hz, 1H), 2.95-2.90 (m, 1H), 2.88-2.86 (m, 1H), 2.86-2.54 (m, 1H), 2.48-2.47 (m, 1H), 2.45 (s, 3H), 2.39-2.36 (m, 1H), 2.12-2.08 (m, 1H),

1.88-1.85 (m, 1H), 1.76-1.66 (m, 3H), 1.63-1.57 (m, 1H).

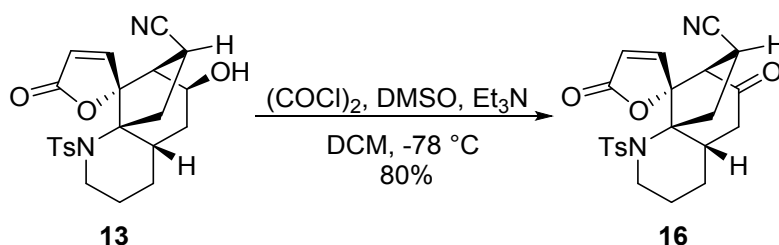
**<sup>13</sup>C NMR** (150 MHz, CDCl<sub>3</sub>) δ 170.42, 156.57, 143.83, 140.28, 129.89, 126.55, 122.09, 121.47, 97.15, 96.02, 70.98, 66.53, 55.65, 52.07, 44.34, 41.98, 37.33, 31.97, 28.33, 25.29, 21.57, 20.60.

**IR (neat):** ν<sub>max</sub>= 3392, 2942, 2241, 1771, 1451, 1329, 1308, 1152, 1039, 987, 910, 816, 737, 669 cm<sup>-1</sup>

**HRMS ESI** Calcd for C<sub>24</sub>H<sub>28</sub>N<sub>2</sub>O<sub>6</sub>SNa [M+Na]<sup>+</sup>: 495.1560, Found: 495.1560.

**MS (EI) m/z (%):** 472 (24), 410 (100), 317 (15), 285 (24), 255 (21), 155 (21), 133 (30), 91 (5).

### 2.11. Synthesis of compound 16



**Compound 16:** A dry round bottom flask was added into dry DCM (0.3 mL), next (COCl)<sub>2</sub> (10 μL, 0.12 mmol) was added. The mixture was cooled to -78 °C. And DMSO (15 μL, 0.21 mmol) in DCM (0.3 mL) was added into the mixture at -78 °C. After the reaction stirred for 10 minutes, compound **13** (26 mg, 0.061 mmol) dissolved in DCM (0.3 mL) was added into the solution at -78 °C. The reaction was stirred for another 20 minutes at -78 °C. Finally, Et<sub>3</sub>N (38 μL, 0.28 mmol) was added into the mixture,

and then the reaction was allowed to rise to room temperature (20 °C) slowly. The reaction was quenched with saturated NaHCO<sub>3</sub> (5 mL). The reaction was extracted with DCM (3 × 8 mL), and the combined organic layer was washed with brine, dried over Na<sub>2</sub>SO<sub>4</sub>. After concentrated under vacuum, the crude product was purified by column chromatography (EtOAc: petroleum ether = 1/15 to 1/3) to give the product **16** (21 mg, 80%) as a white solid. m.p. = 275.5 °C-277 °C.

**<sup>1</sup>H NMR** (400 MHz, CDCl<sub>3</sub>) δ 7.64 (d, *J* = 8.4 Hz, 2H), 7.38-7.35 (m, 3H), 6.26 (d, *J* = 5.6 Hz, 1H), 4.19-4.16 (m, 1H), 3.13 (dd, *J* = 5.2, 1H), 3.02-2.95 (m, 1H), 2.91-2.83 (m, 3H), 2.74 (brs, 1H), 2.47 (s, 3H), 2.43-2.31 (m, 3H), 1.78-1.68 (m, 3H).

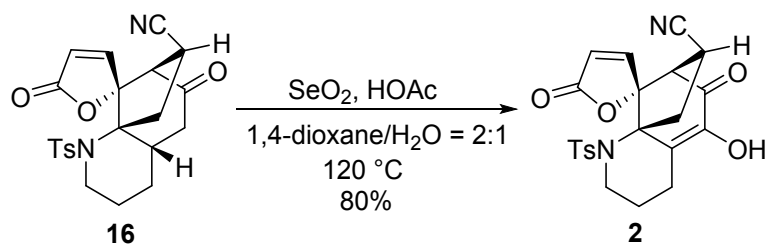
**<sup>13</sup>C NMR** (100 MHz, CDCl<sub>3</sub>) δ 200.63, 169.04, 153.73, 144.24, 140.12, 130.09, 126.53, 122.60, 119.76, 98.11, 66.26, 59.72, 44.29, 41.83, 40.73, 38.04, 28.90, 24.71, 23.71, 21.61.

**IR (neat):** ν<sub>max</sub> = 3396, 3099, 2923, 2854, 1816, 1767, 1721, 1594, 1431, 1350, 1304, 1141, 983, 908, 781 cm<sup>-1</sup>

**HRMS ESI** Calcd for C<sub>22</sub>H<sub>22</sub>N<sub>2</sub>O<sub>5</sub>Na [M+Na]<sup>+</sup>: 449.1142, Found: 449.1139.

**MS (EI) m/z (%):** 426 (30), 288 (25), 271 (6), 243 (25), 224 (51), 155 (29), 133 (14), 91 (4).

## 2.12. Synthesis of compound 2



**Compound 2:** Compound **16** (47 mg, 0.11 mmol) was dissolved in 1,4-dioxane (1 mL), and then distilled water (500  $\mu\text{L}$ ),  $\text{SeO}_2$  (25 mg, 0.22 mmol) and  $\text{HOAc}$  (20  $\mu\text{L}$ , 0.35 mmol) were added into the solution. The resulting solution was heated to  $120\text{ }^\circ\text{C}$  and stirred for 12 h. After the reaction was cooled down to room temperature ( $20\text{ }^\circ\text{C}$ ), the reaction was quenched with saturated  $\text{Na}_2\text{S}_2\text{O}_3$ . The reaction was extracted with EtOAc ( $3 \times 10\text{ mL}$ ), and the combined organic layer was washed with brine, dried over  $\text{Na}_2\text{SO}_4$ . After concentrated under vacuum, the crude product was purified by column chromatography (EtOAc: petroleum ether = 1/10 to 1/1) to give the product **2** (40 mg, 80%) as a white solid. m.p. =  $126.8\text{ }^\circ\text{C}$  -  $127.5\text{ }^\circ\text{C}$

**$^1\text{H}$  NMR** (400 MHz,  $\text{CD}_2\text{Cl}_2$ )  $\delta$  7.73 (d,  $J = 8.4\text{ Hz}$ , 2H), 7.68 (d,  $J = 5.6\text{ Hz}$ , 1H), 7.37 (d,  $J = 8.4\text{ Hz}$ , 2H), 6.33 (d,  $J = 5.6\text{ Hz}$ , 1H), 5.88 (brs, 1H), 4.05 (dd,  $J = 8\text{ Hz}$ , 1H), 3.87 (dd,  $J = 6.4$ , 1H), 3.32-3.30 (m, 1H), 3.23 (brs, 1H), 2.95-2.93 (m, 2H), 2.45 (s, 3H), 1.92-1.87 (m, 1H), 1.72-1.56

(m, 3H).

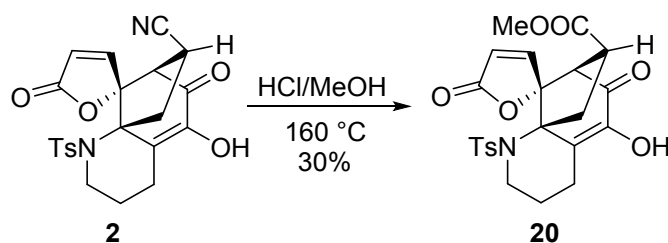
**$^{13}\text{C}$  NMR** (100 MHz,  $\text{CD}_2\text{Cl}_2$ )  $\delta$  188.54, 169.94, 153.15, 145.00, 142.60, 138.86, 132.00, 130.50, 127.25, 123.55, 119.71, 98.75, 71.22, 44.66, 32.63, 25.01, 22.28, 21.71, 18.59.

**IR (neat):**  $\nu_{\text{max}}$  = 3389, 2958, 2926, 2854, 2245, 1774, 1697, 1458, 1382, 1262, 1089, 972, 924, 899, 737  $\text{cm}^{-1}$

**HRMS ESI** Calcd for  $\text{C}_{22}\text{H}_{20}\text{N}_2\text{O}_6\text{SNa}$   $[\text{M}+\text{Na}]^+$ : 463.0934, Found: 463.0931.

**MS (EI)  $m/z$  (%):** 440 (50), 317 (23), 285 (52), 239 (97), 232 (42), 155 (20), 133(22), 91(4).

### 2.13. Synthesis of compound 20



**Compound 20:** Compound **2** (18 mg) in MeOH was added into a dry high pressure seal tube, and then 4 mol/L HCl in MeOH (3 mL) was added into the solution. The resulting solution was heated to 160  $^\circ\text{C}$  and stirred for 24 hours. After the reaction was cooled down to room temperature (20  $^\circ\text{C}$ ), the reaction was quenched with saturated  $\text{NaHCO}_3$ . The reaction was extracted with EtOAc ( $3 \times 10$  mL), and the combined organic layer was washed with brine, dried over  $\text{Na}_2\text{SO}_4$ . After concentrated under vacuum,

the crude product was purified by preparative liquid chromatograph to give the product **20** (5.6 mg, 30%) as a white solid. m.p. = 182.3 °C-183.0 °C.

**<sup>1</sup>H NMR** (600 MHz, CDCl<sub>3</sub>) δ 7.73 (d, *J* = 8.4 Hz, 2H), 7.57 (d, *J* = 5.4 Hz, 1H), 7.33 (d, *J* = 8.4 Hz, 2H), 6.17 (d, *J* = 5.4 Hz, 1H), 5.81 (brs, 1H), 4.06 (dd, *J* = 8.4, 1H), 3.80 (s, 3H), 3.78-3.77 (m, 1H), 3.35-3.34 (m, 1H), 3.21 (brs, 1H), 2.77-2.75 (m, 1H), 2.45 (s, 3H), 2.34-2.33 (m, 1H), 2.01 (brs, 1H), 2.00-1.92 (m, 1H), 1.72-1.59 (m, 2H).

**<sup>13</sup>C NMR** (150 MHz, CDCl<sub>3</sub>) δ 190.14, 172.59, 170.46, 154.47, 144.02, 142.02, 138.81, 130.69, 129.85, 127.03, 121.88, 99.18, 71.21, 53.34, 53.16, 44.31, 39.89, 31.12, 22.09, 21.56, 18.22.

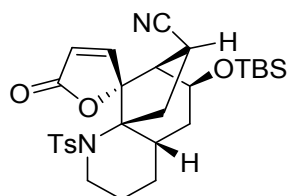
**IR (neat):** ν<sub>max</sub> = 3402, 2956, 2367, 1774, 1736, 1690, 1589, 1381, 1181, 1092, 1000, 736 cm<sup>-1</sup>

**HRMS ESI** Calcd for C<sub>23</sub>H<sub>23</sub>NO<sub>8</sub>SNa [M+Na]<sup>+</sup>: 496.1037, Found: 496.1035.

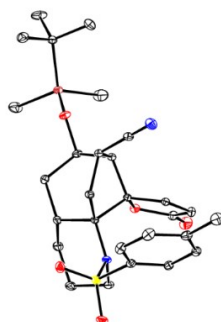
**MS (EI) m/z (%):** 473 (49), 318 (33), 290 (30), 262 (63), 230 (55), 202 (42), 155 (52), 148 (30), 133 (14), 91 (5).

### 3.X-ray Crystallographic Data

#### X-Ray data for 12: (CCDC 2043936)



12



#### Crystal data and structure refinement for guox\_0106.

Identification code	guox_0106
Empirical formula	C <sub>28</sub> H <sub>38</sub> N <sub>2</sub> O <sub>5</sub> SSi
Formula weight	542.75
Temperature/K	293.23(10)
Crystal system	monoclinic
Space group	P2 <sub>1</sub> /c
a/Å	15.0653(3)
b/Å	14.8904(2)
c/Å	14.5281(3)
α/°	90
β/°	118.494(3)
γ/°	90

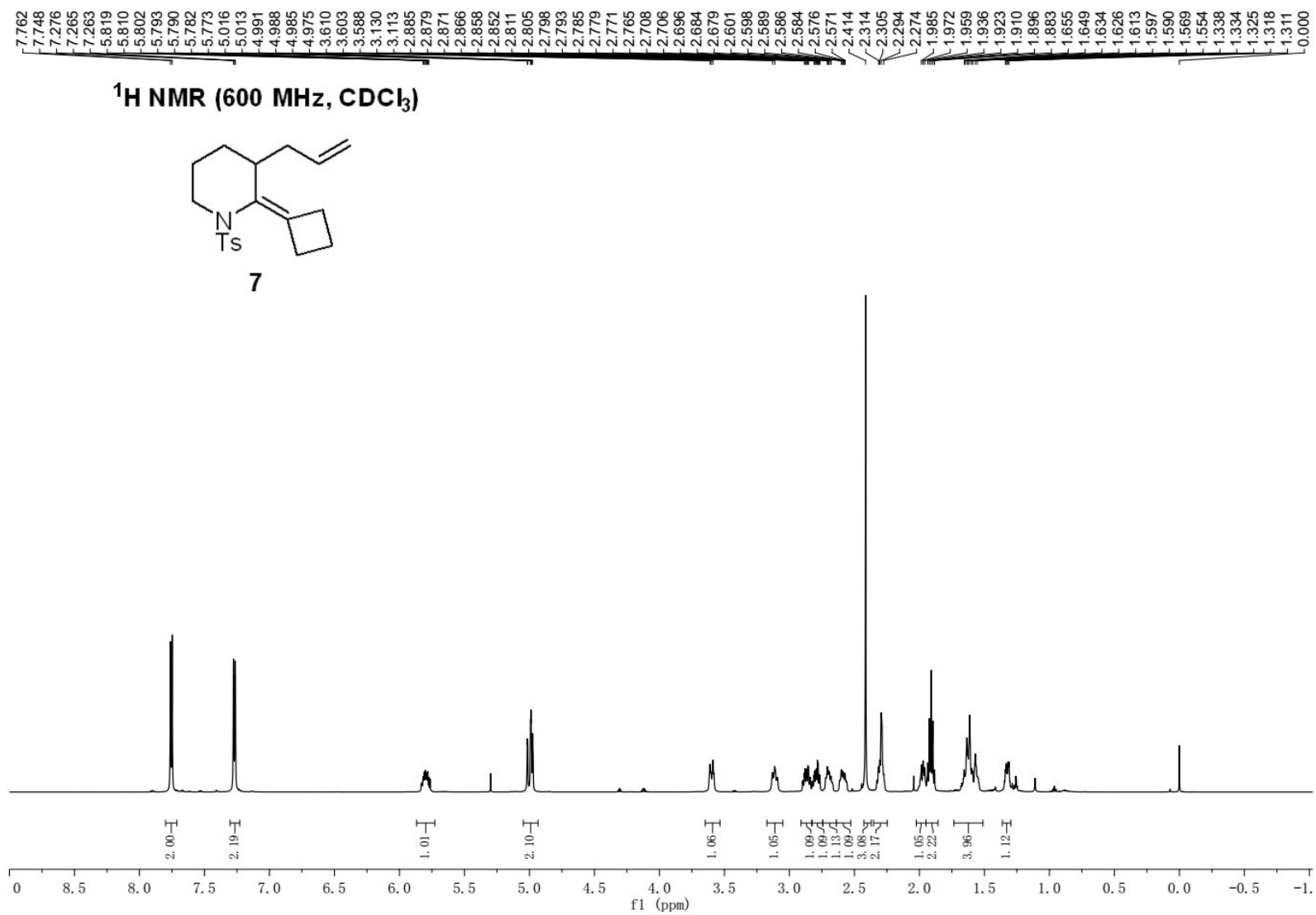
Volume/Å <sup>3</sup>	2864.30(12)
Z	4
$\rho_{\text{calc}}/\text{g}/\text{cm}^3$	1.259
$\mu/\text{mm}^{-1}$	1.724
F(000)	1160.0
Crystal size/mm <sup>3</sup>	0.18 × 0.15 × 0.12
Radiation	CuK $\alpha$ ( $\lambda$ = 1.54184)
2 $\theta$ range for data collection/°	8.938 to 133.196
Index ranges	-17 ≤ h ≤ 17, -13 ≤ k ≤ 17, -16 ≤ l ≤ 17
Reflections collected	11338
Independent reflections	5041 [ $R_{\text{int}}$ = 0.0232, $R_{\text{sigma}}$ = 0.0264]
Data/restraints/parameters	5041/0/340
Goodness-of-fit on $F^2$	1.047
Final R indexes [ $ I  > 2\sigma(I)$ ]	$R_1$ = 0.0402, $wR_2$ = 0.1047
Final R indexes [all data]	$R_1$ = 0.0445, $wR_2$ = 0.1086
Largest diff. peak/hole / e Å <sup>-3</sup>	0.21/-0.46

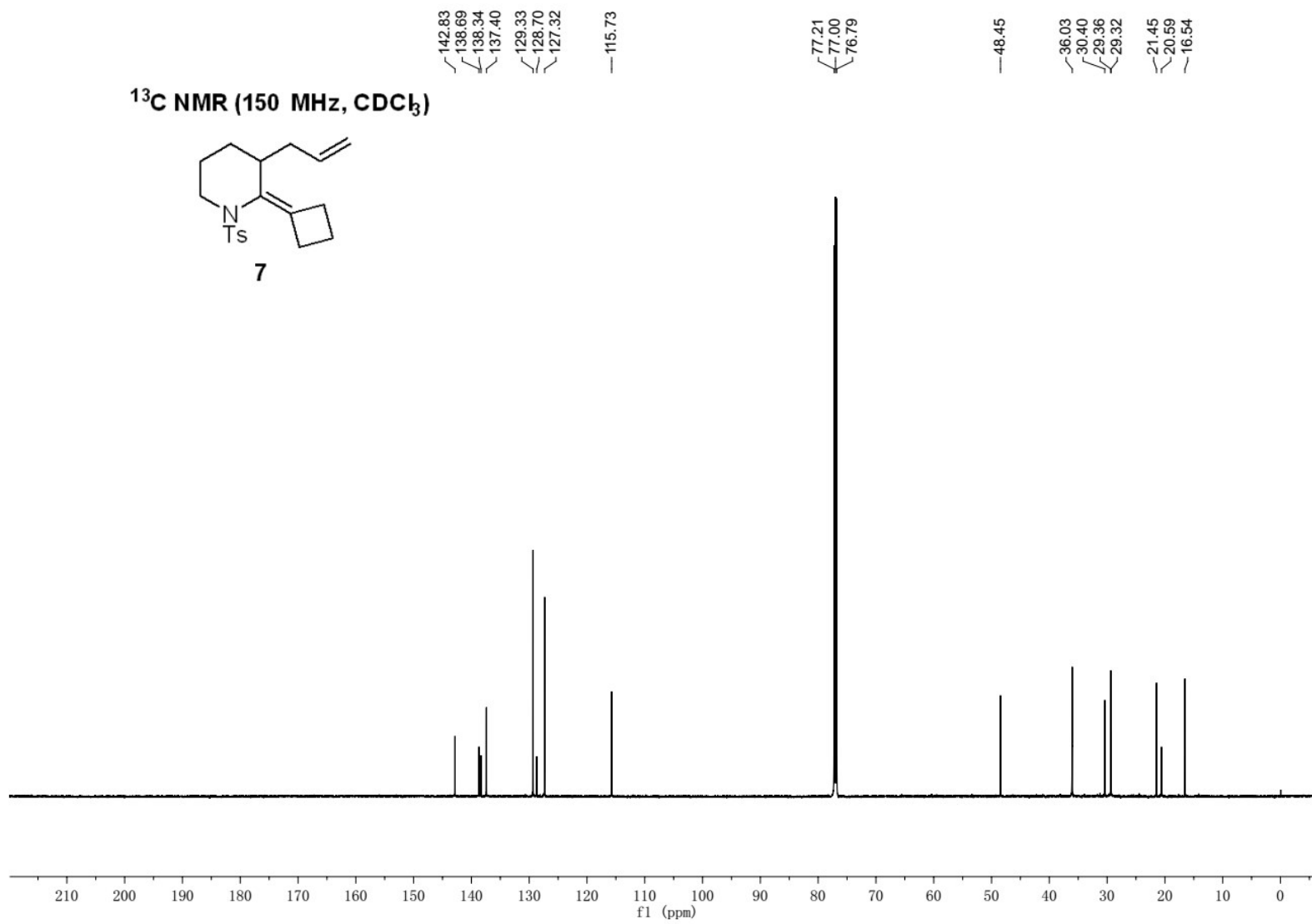
#### 4. References and notes:

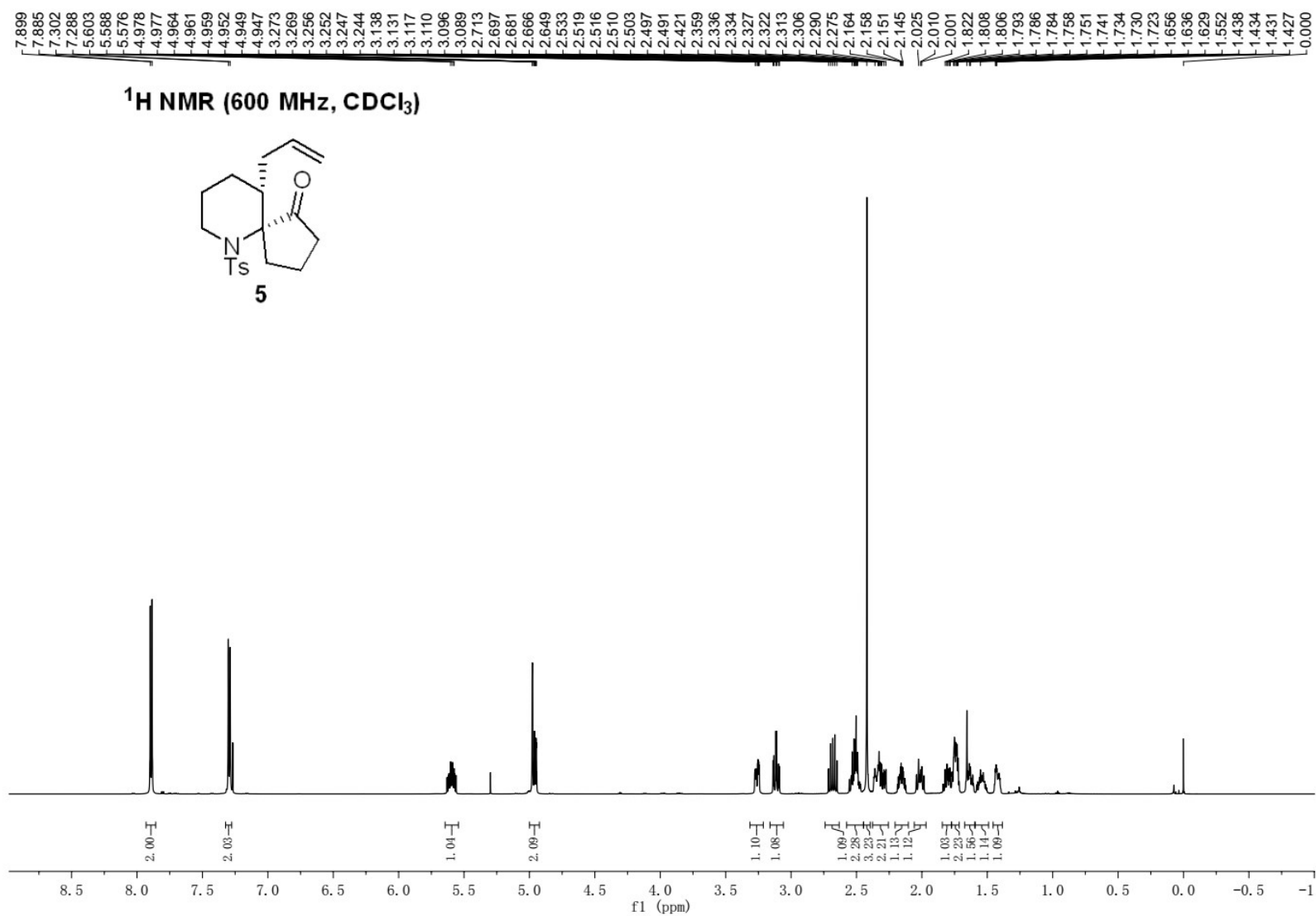
[1] *J. Org. Chem.* **2004**, *69*, 5676-5683

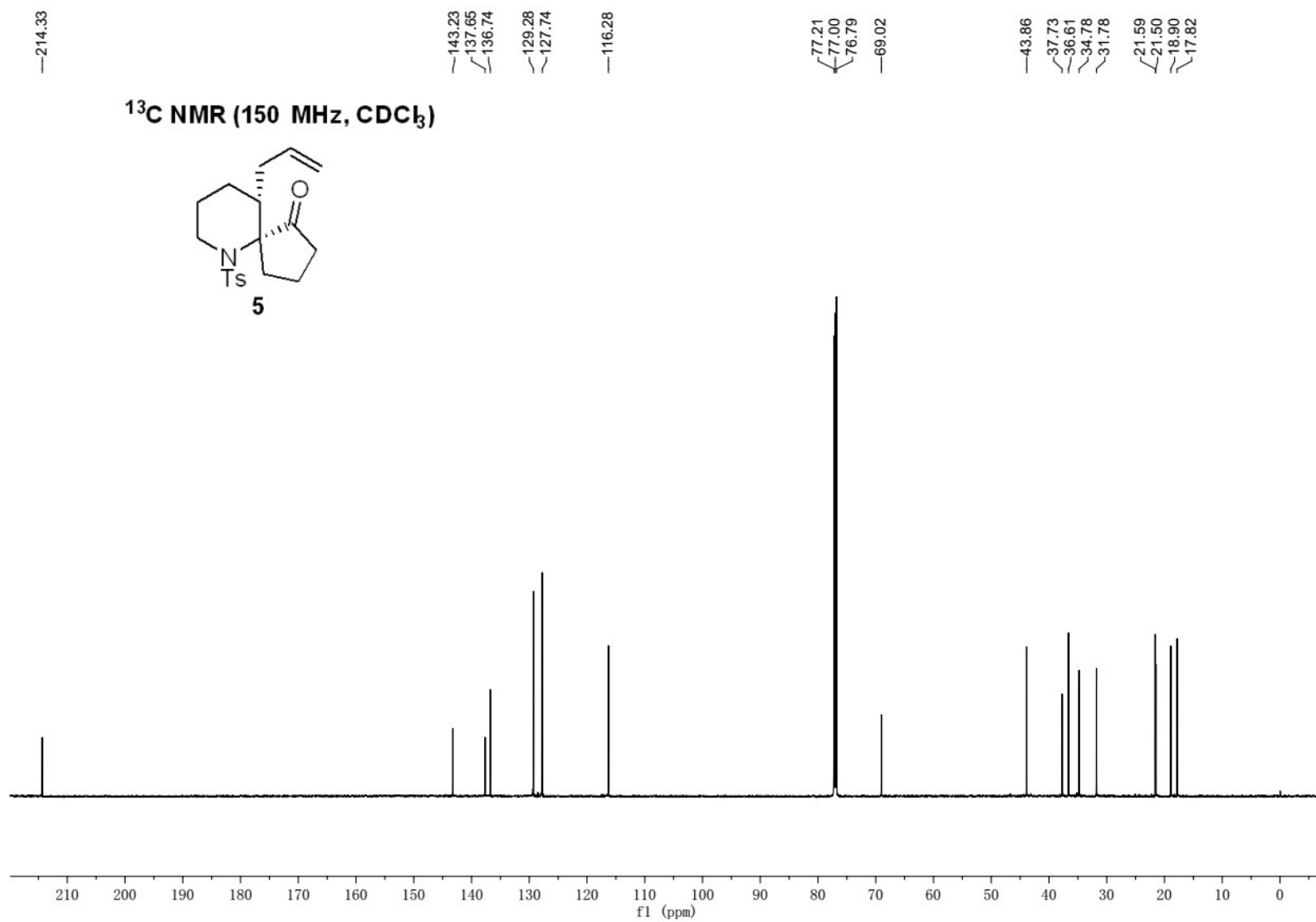


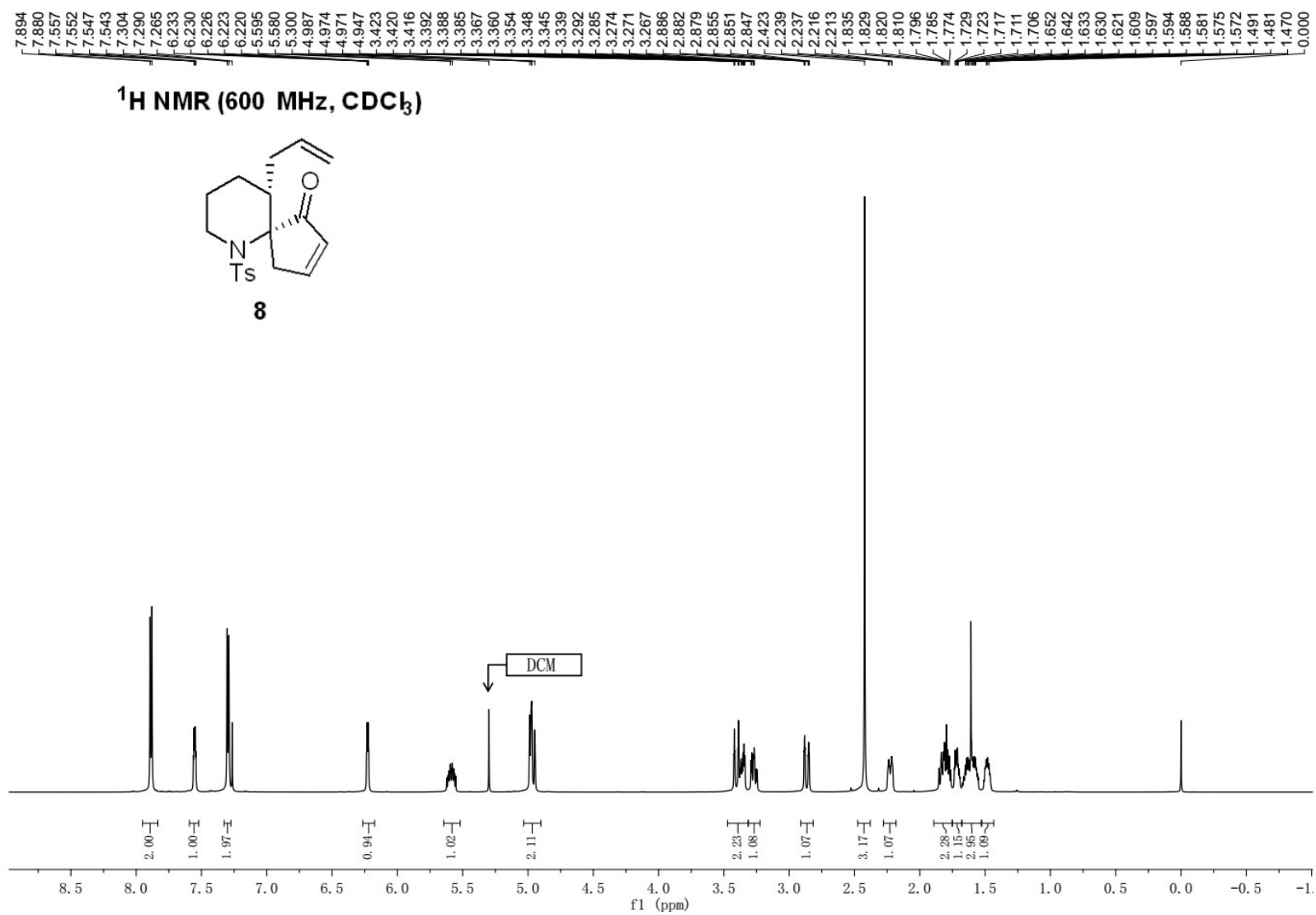
## **5. Copies of the spectrum of corresponding compounds**

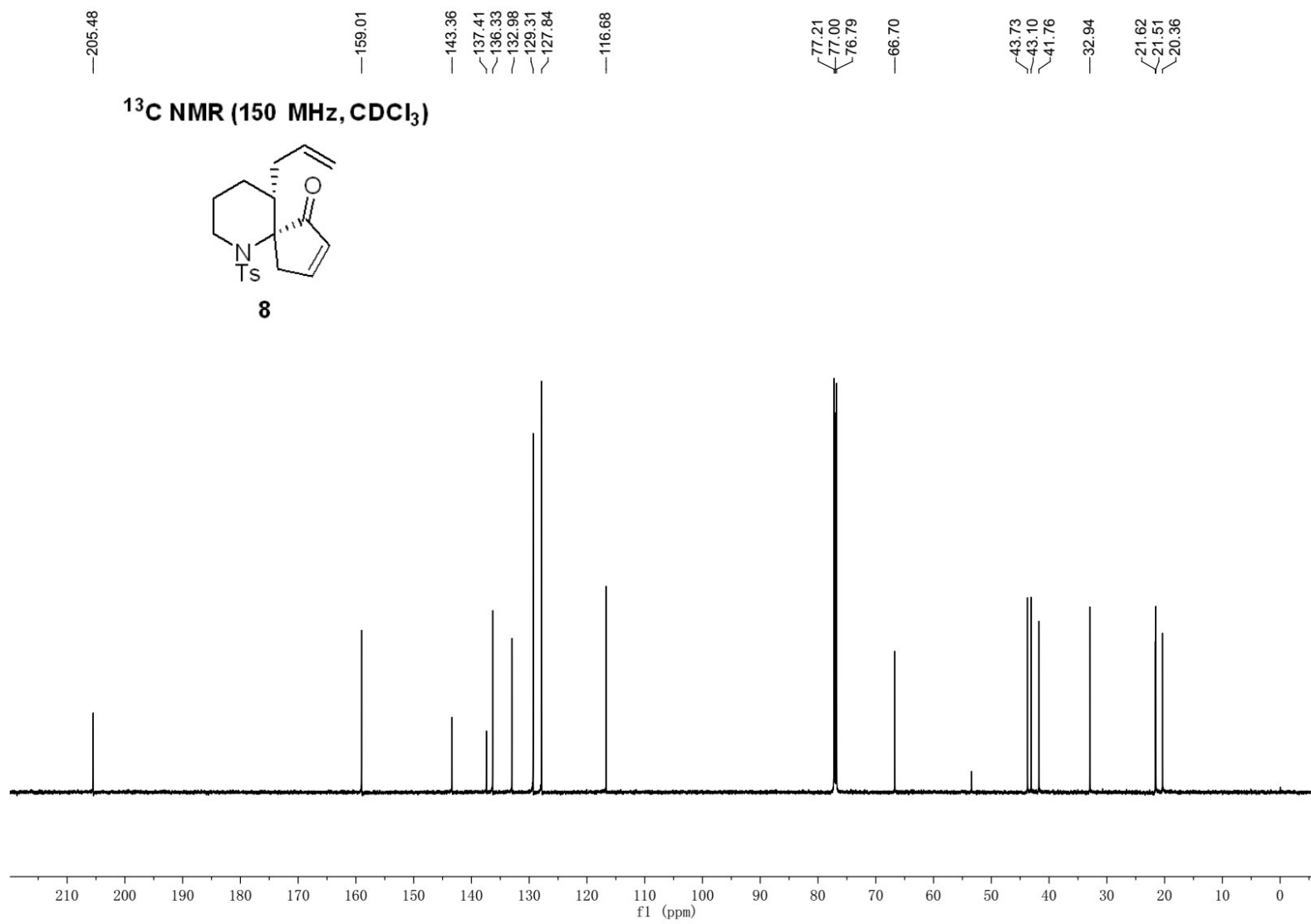


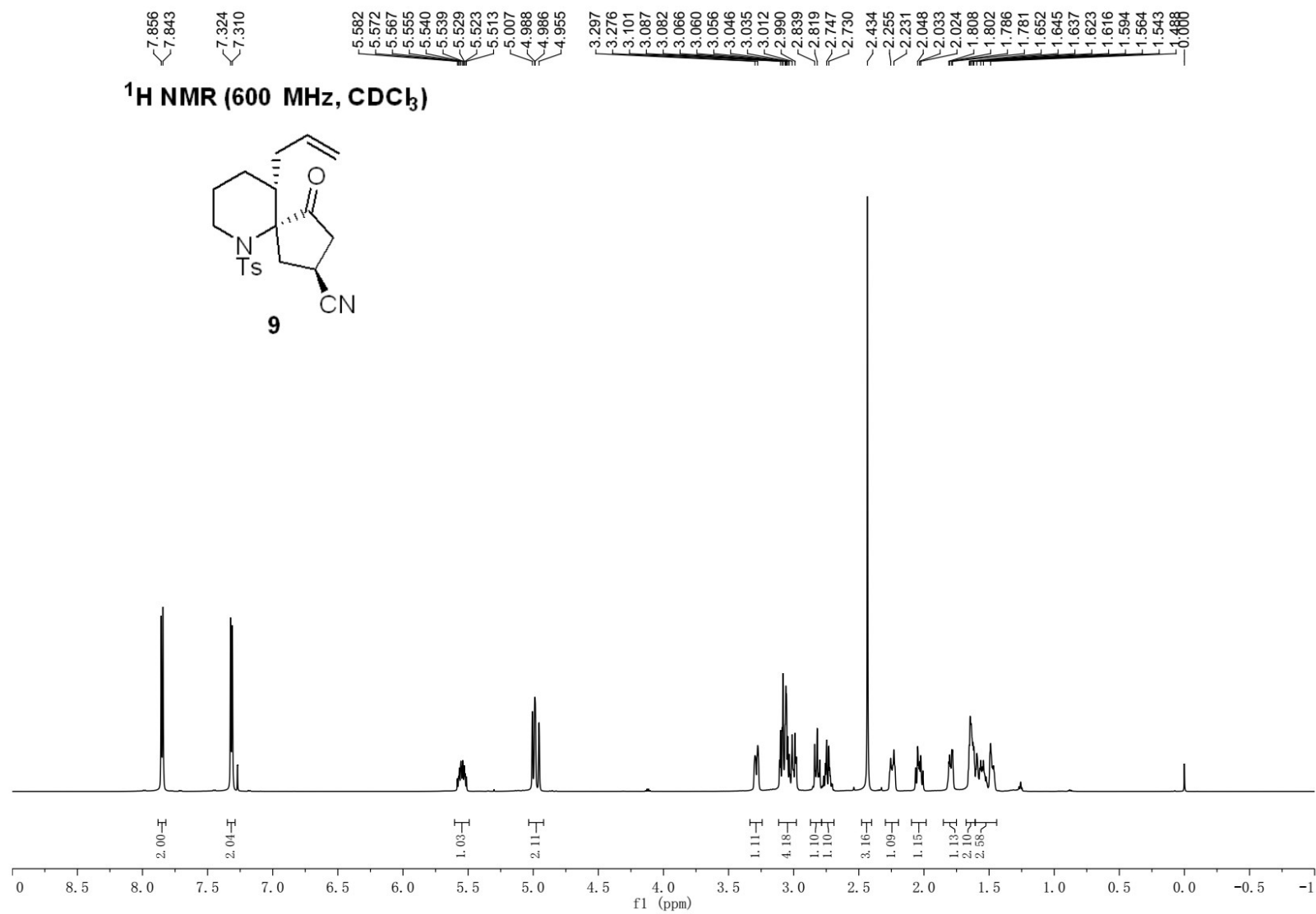




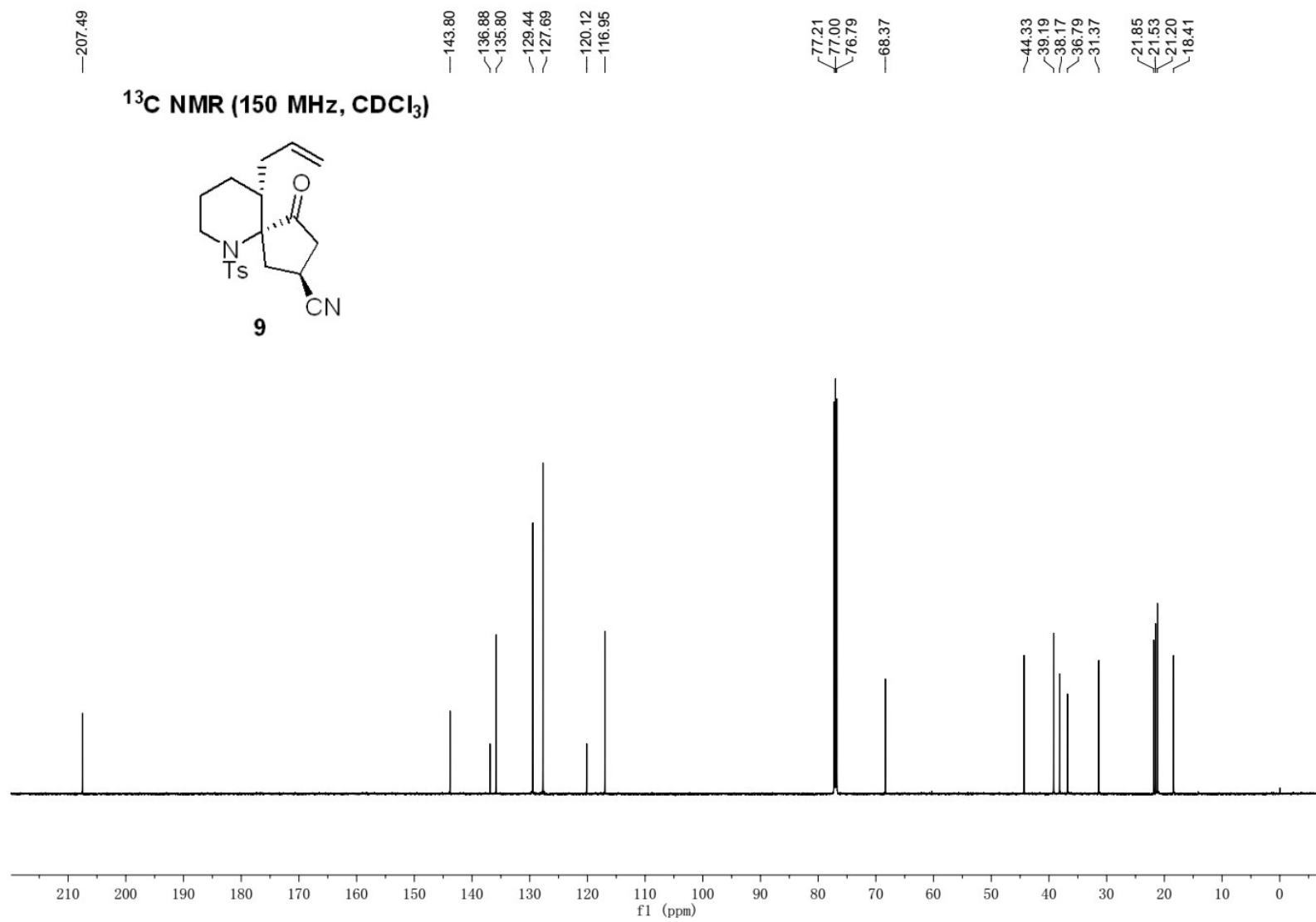


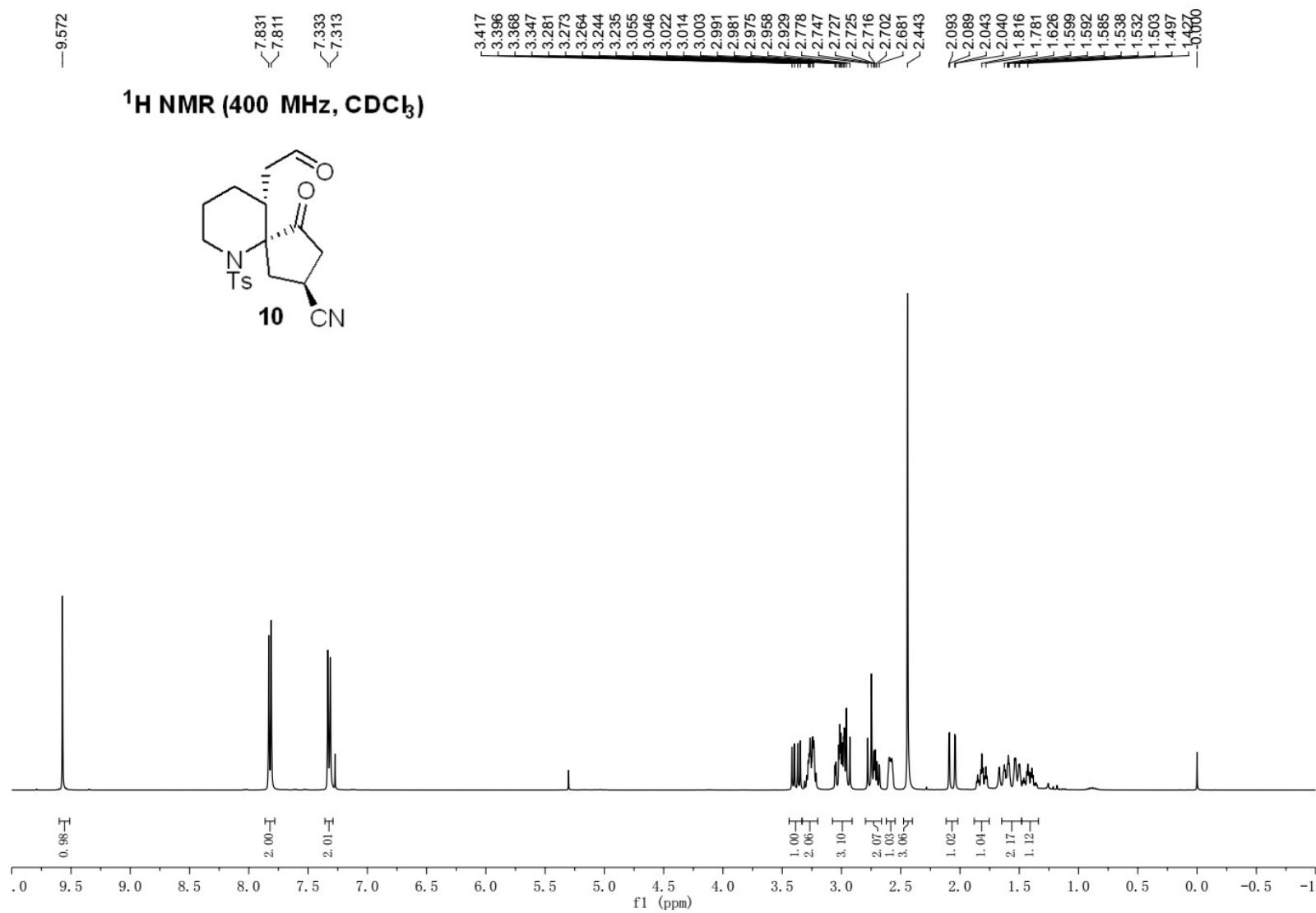


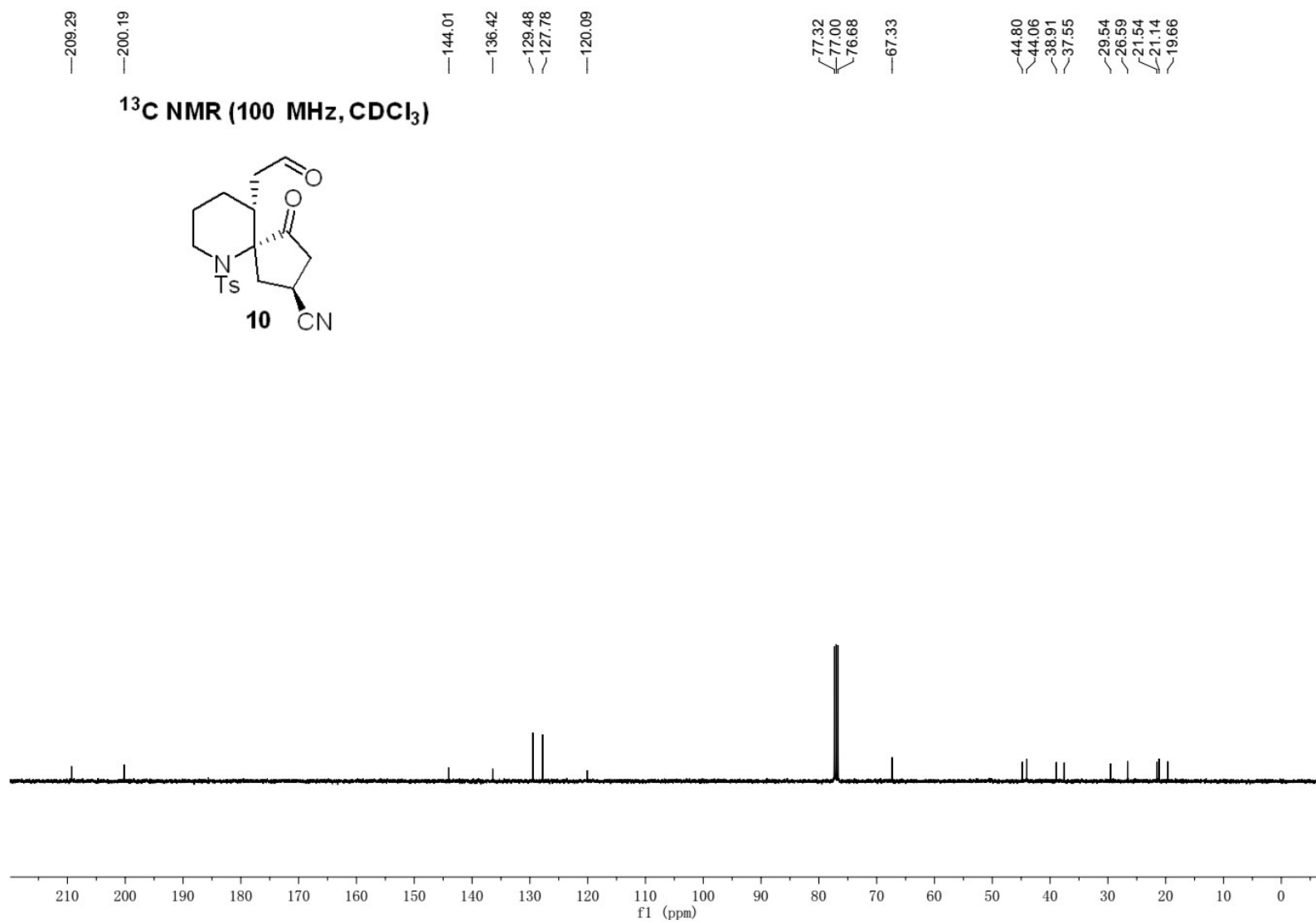




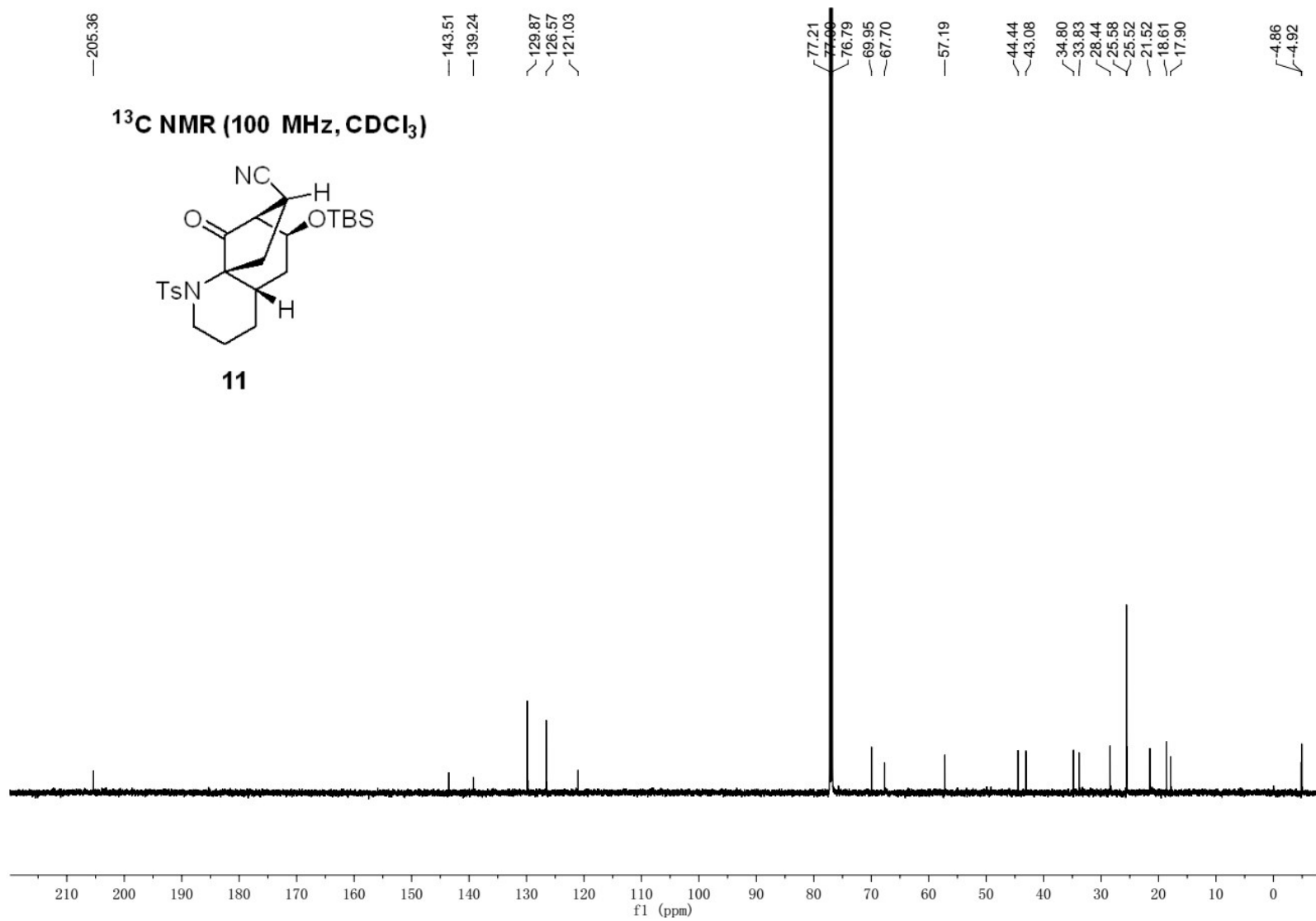


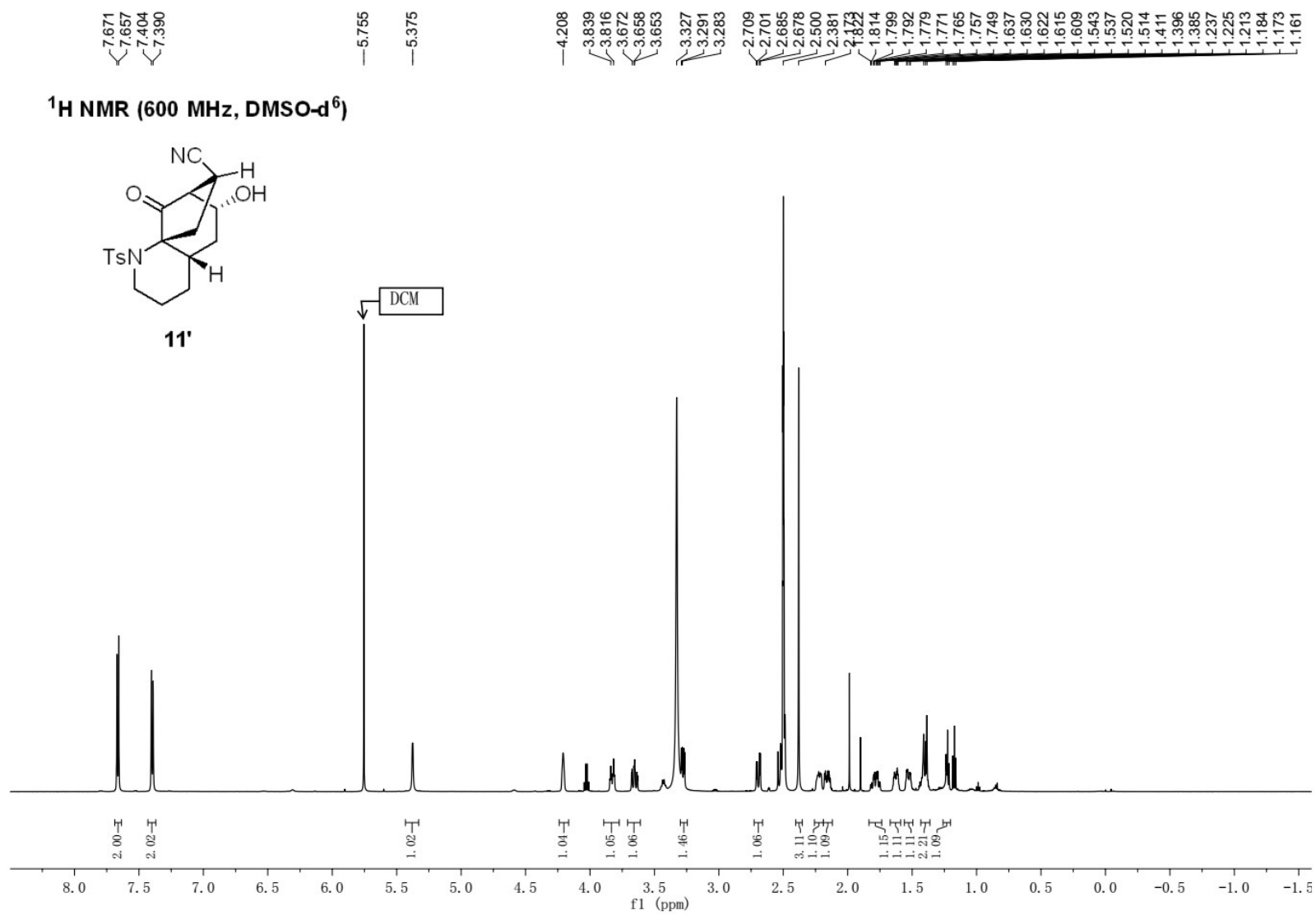


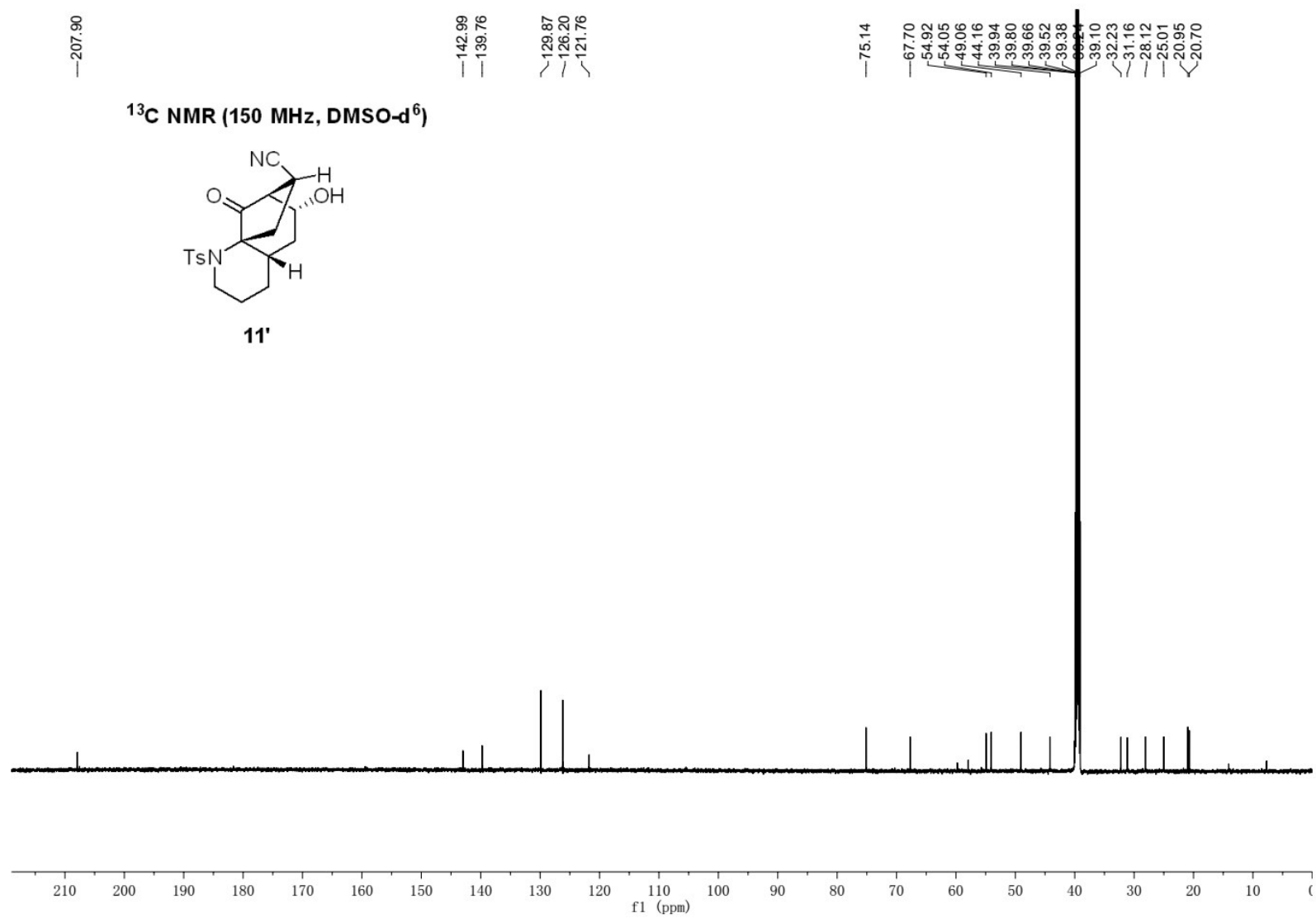


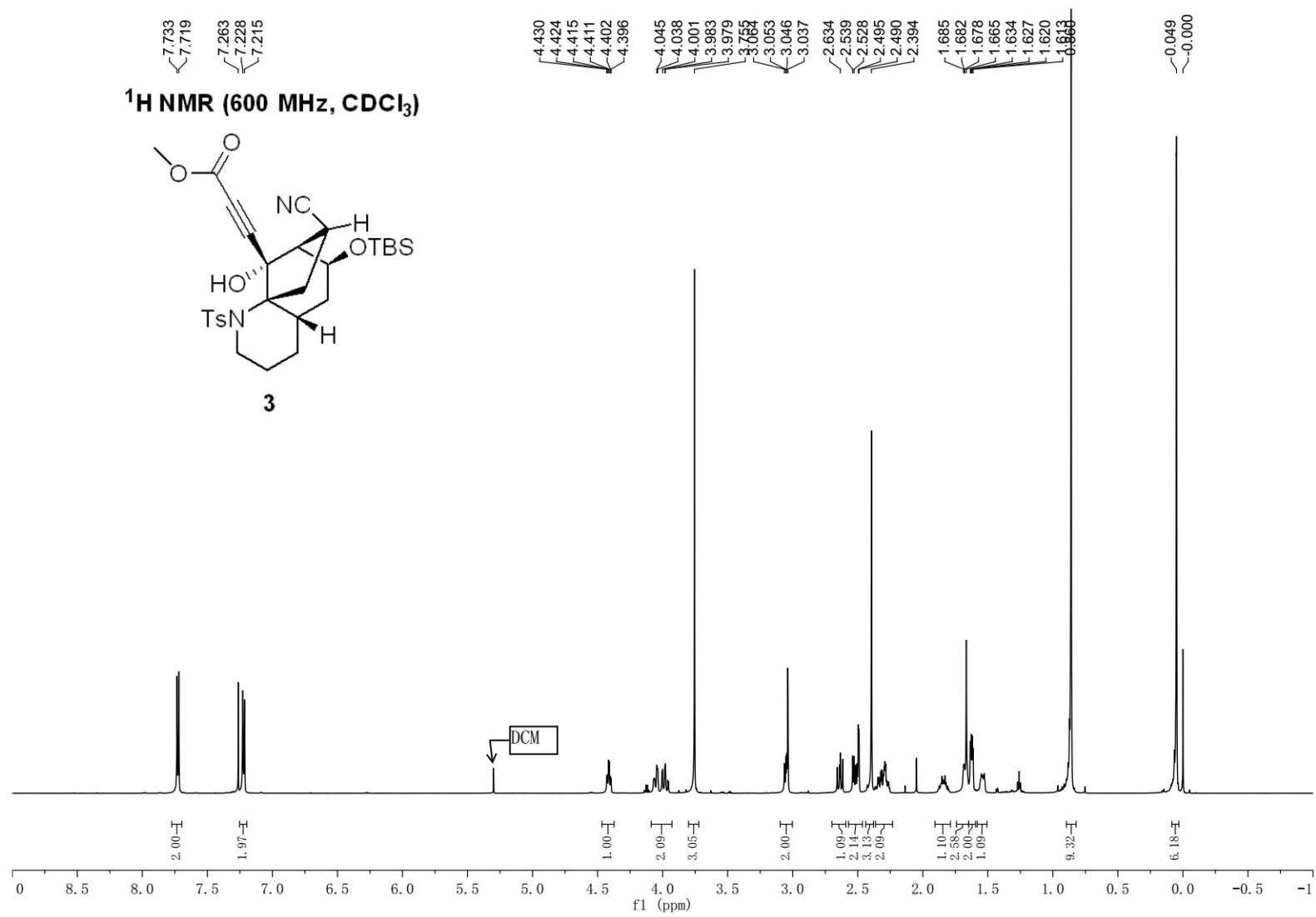




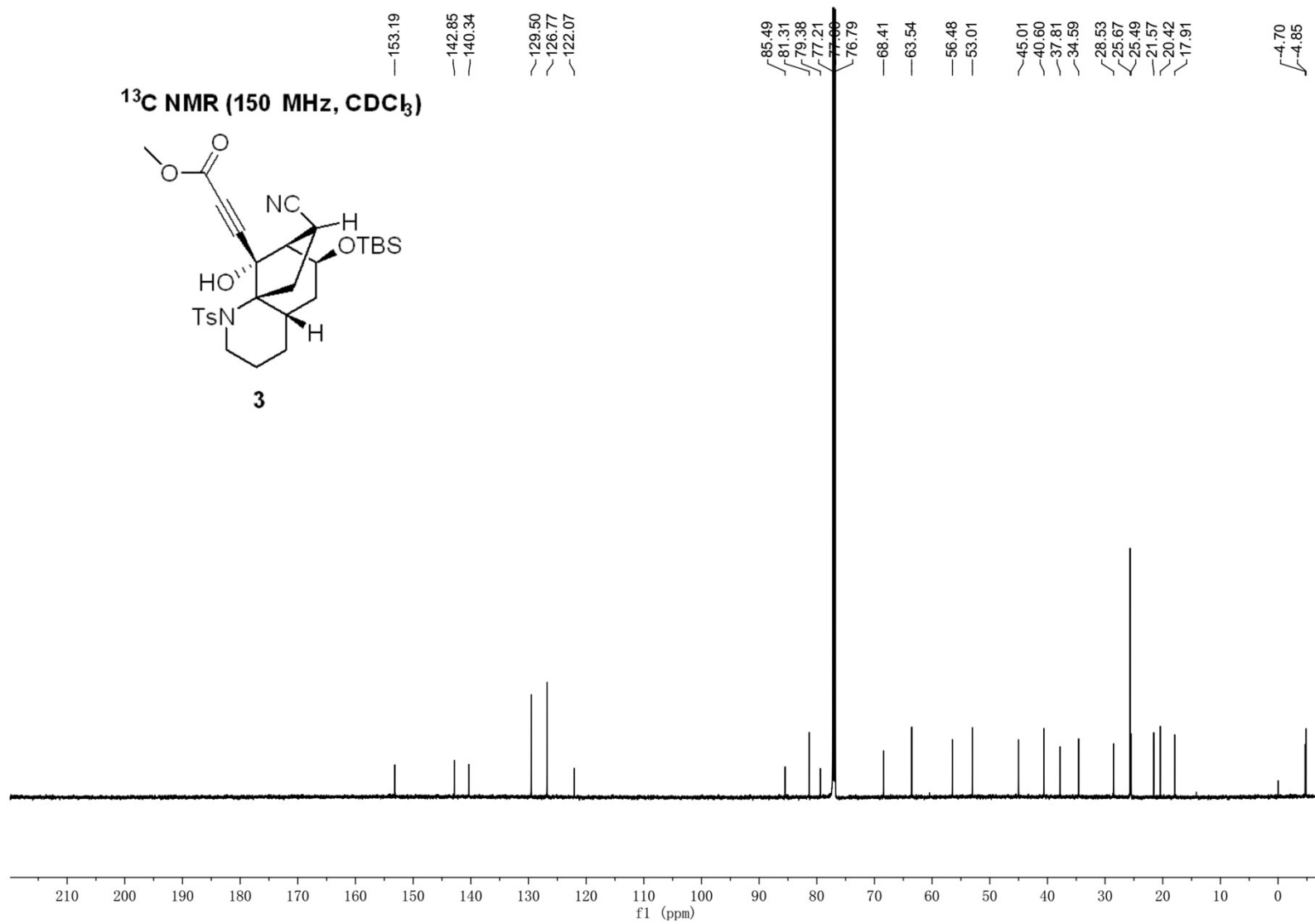


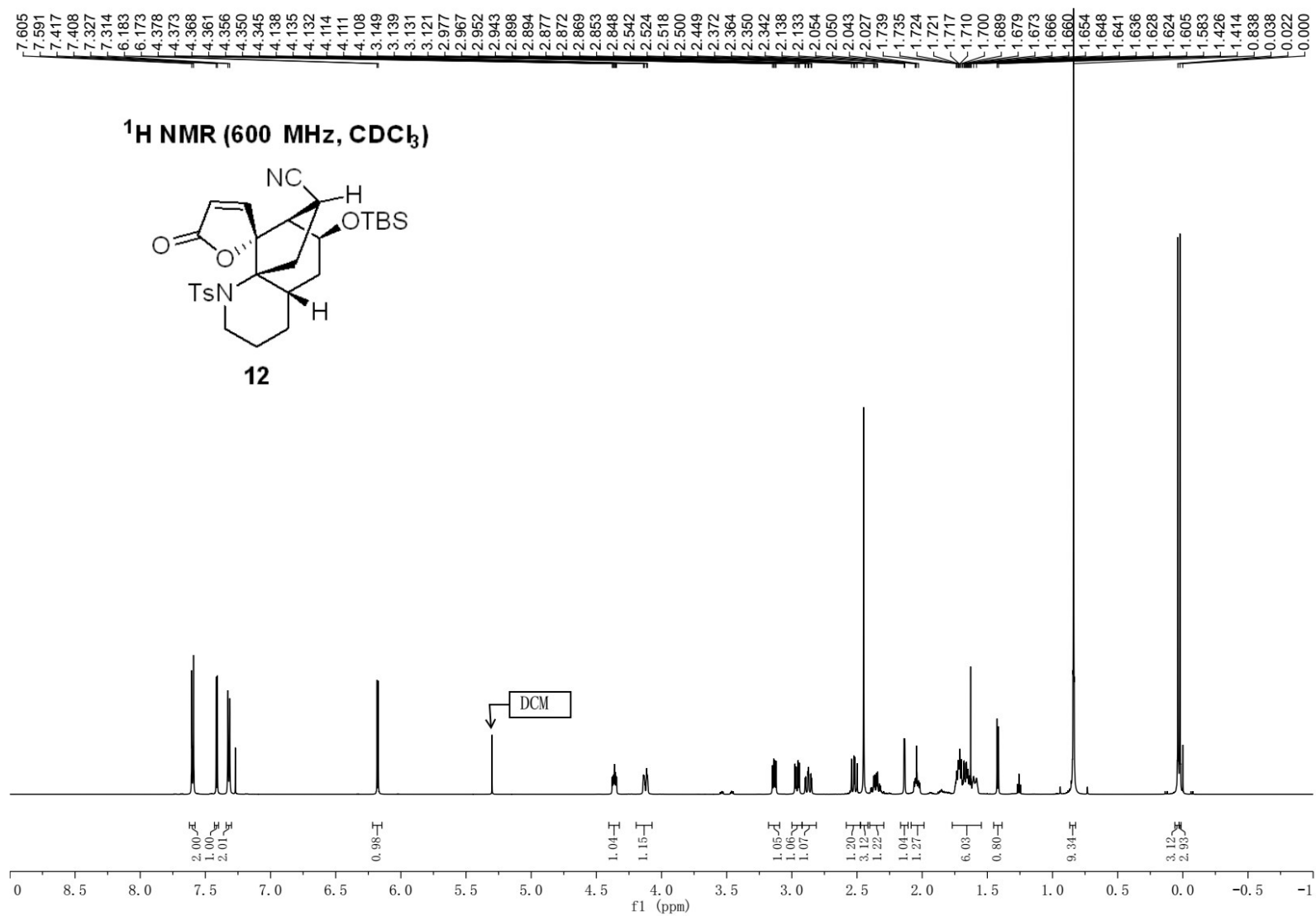


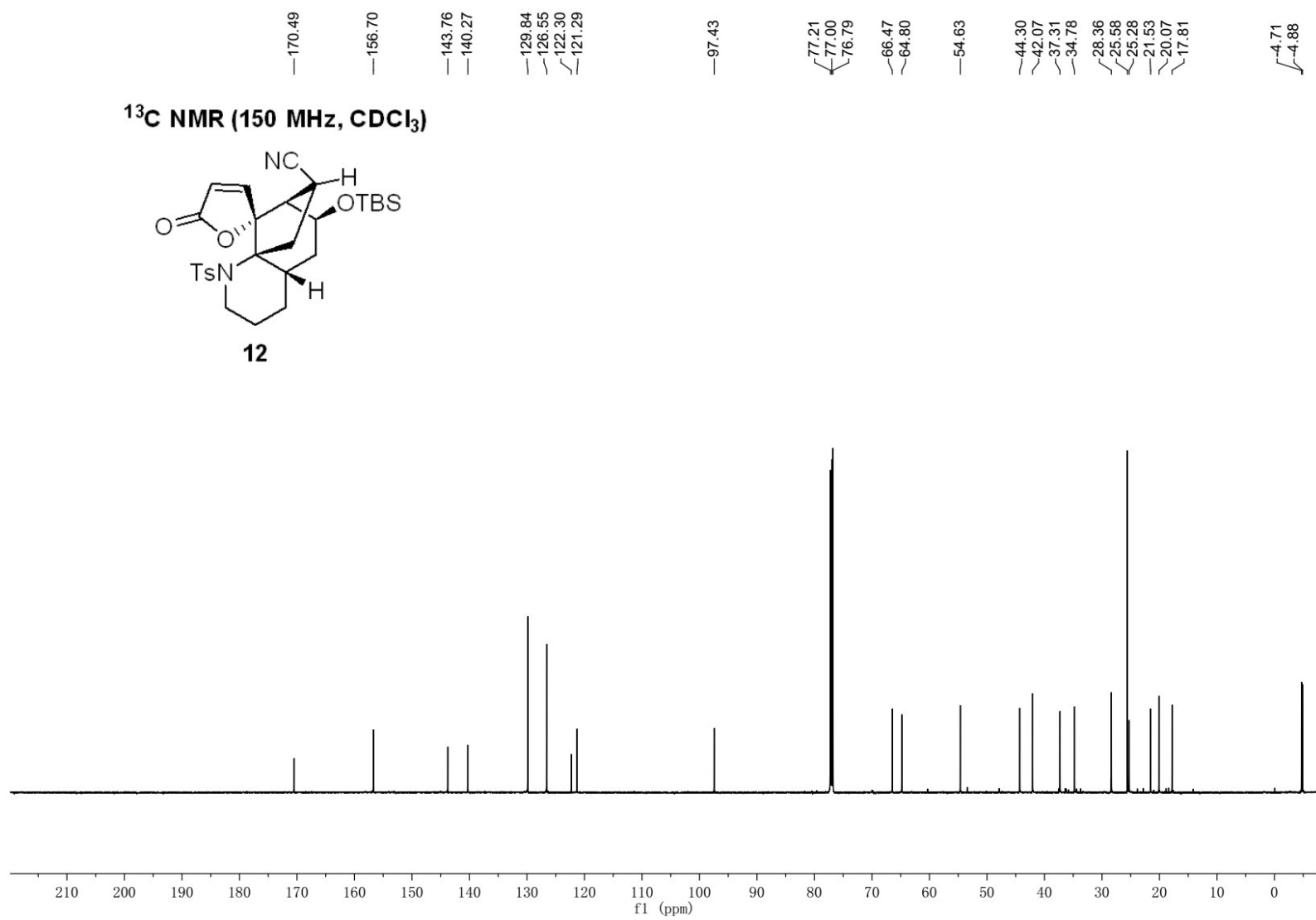




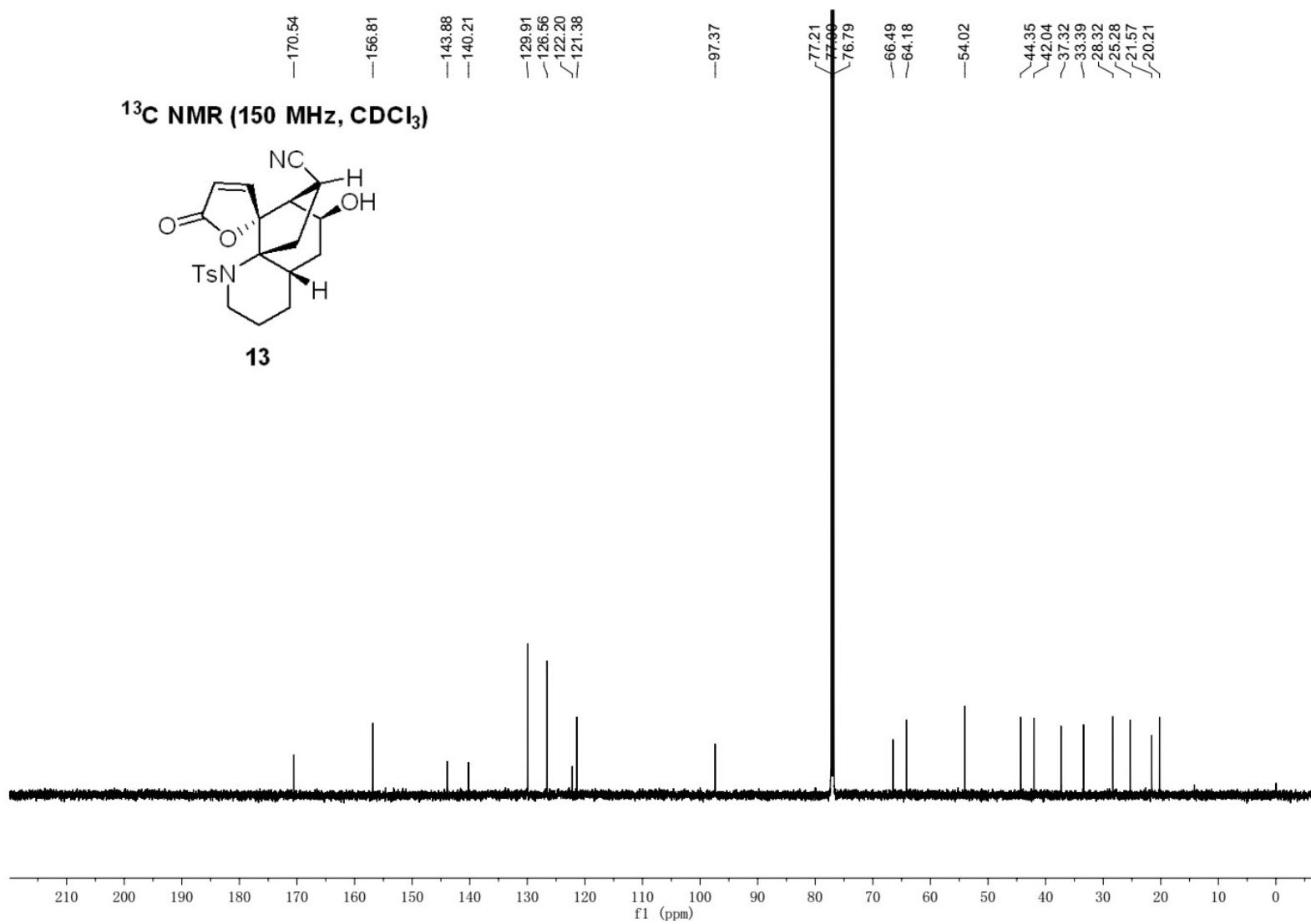




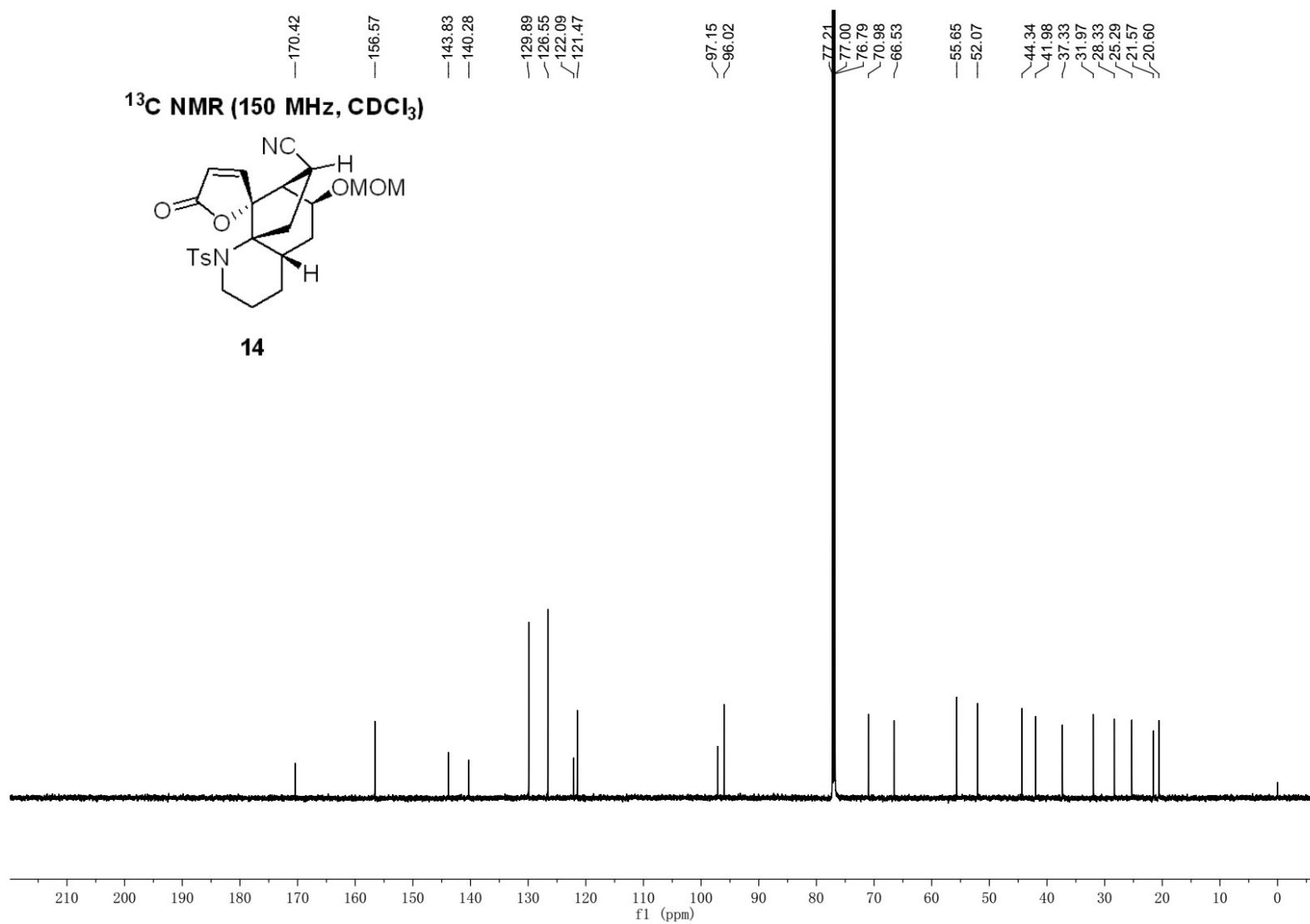


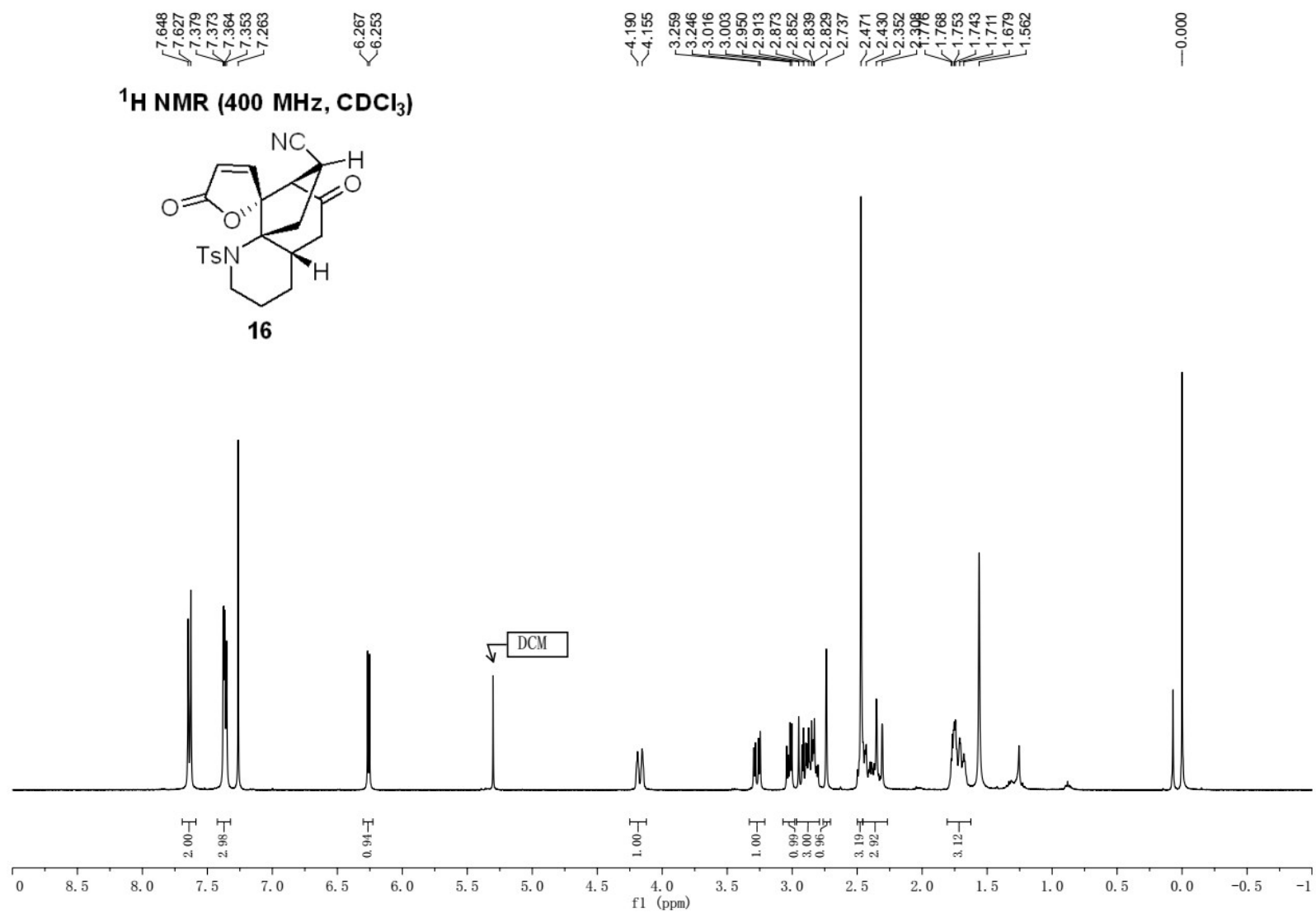




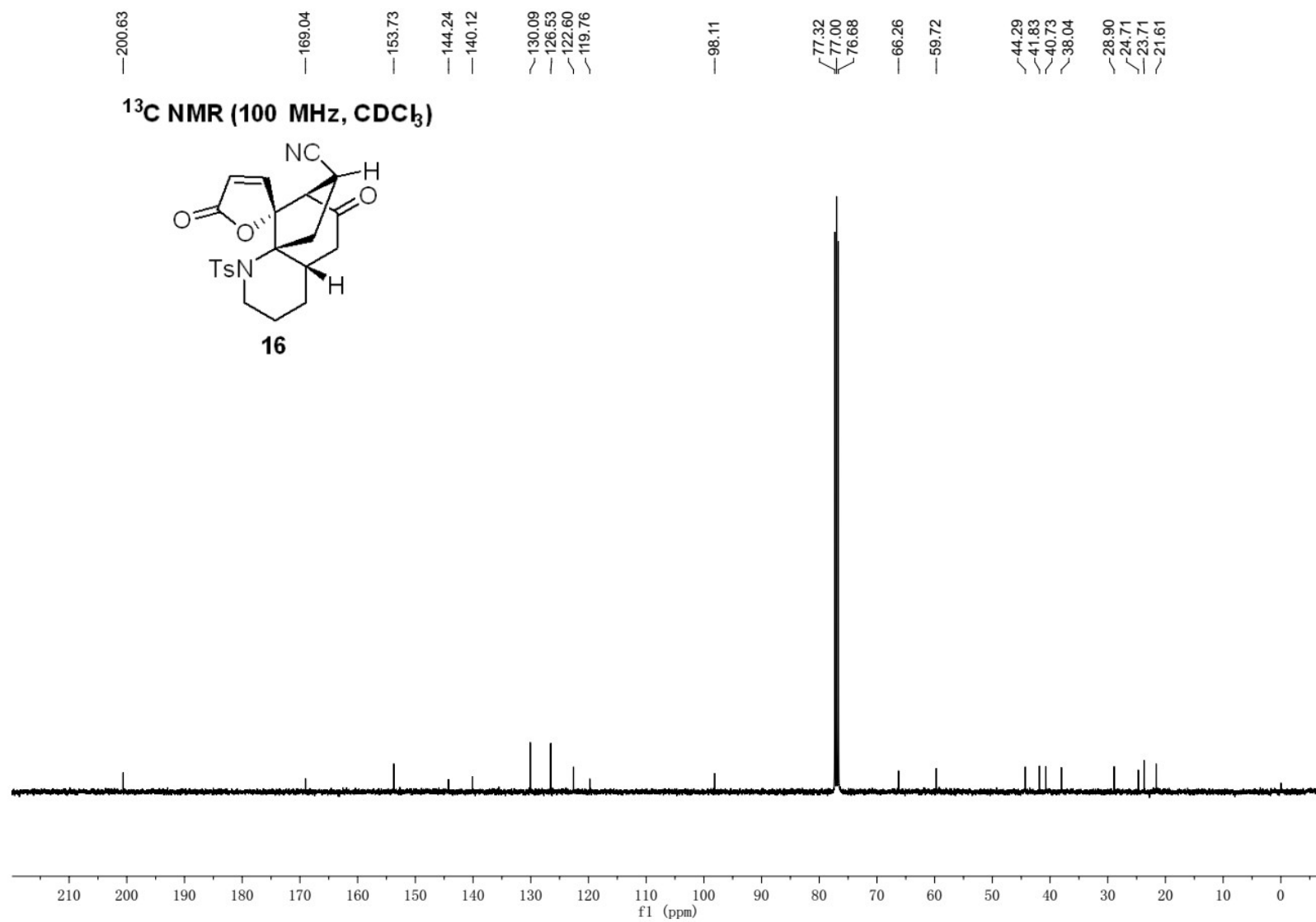












<sup>1</sup>H NMR (400 MHz, CD<sub>2</sub>Cl<sub>2</sub>)

