Electronic Supplementary Material (ESI) for RSC Advances.
This journal is © The Royal Society of Chemistry 2021

**SUPPLEMENTARY MATERIAL**
**FOR**
# Effective reduction of nitrophenols and colorimetric detection of Pb(II) ions by *Siraitia grosvenorii* fruit extract capped gold nanoparticles

Van Thuan Le[1,2], Truong Giang Duong[3], Van Tan Le[3], Thanh Long Phan[3], Thi Lan Huong Nguyen[4], Tan Phat Chau[5], Van-Dat Doan[3,*]

[1]*Center for Advanced Chemistry, Institute of Research and Development, Duy Tan University, 03 Quang Trung, Da Nang, 550000, Vietnam*

[2]*The Faculty of Environmental and Chemical Engineering, Duy Tan University, 03 Quang Trung, Da Nang, 550000, Vietnam*

[3]*Faculty of Chemical Engineering, Industrial University of Ho Chi Minh City, 12 Nguyen Van Bao, Ho Chi Minh, 700000, Vietnam*

[4]*Institute of Biotechnology and Food Technology, Industrial university of Ho Chi Minh City, Ho Chi Minh, 700000, Vietnam*

[5]*Institute of Applied Science & Technology, Van Lang University, Ho Chi Minh 700000, Vietnam*

***Corresponding author:** Van-Dat Doan, Faculty of Chemical Engineering, Industrial University of Ho Chi Minh City, Ho Chi Minh City, Vietnam.

Email: doanvandat@iuh.edu.vn . ORCID: 0000-0003-1838-1836

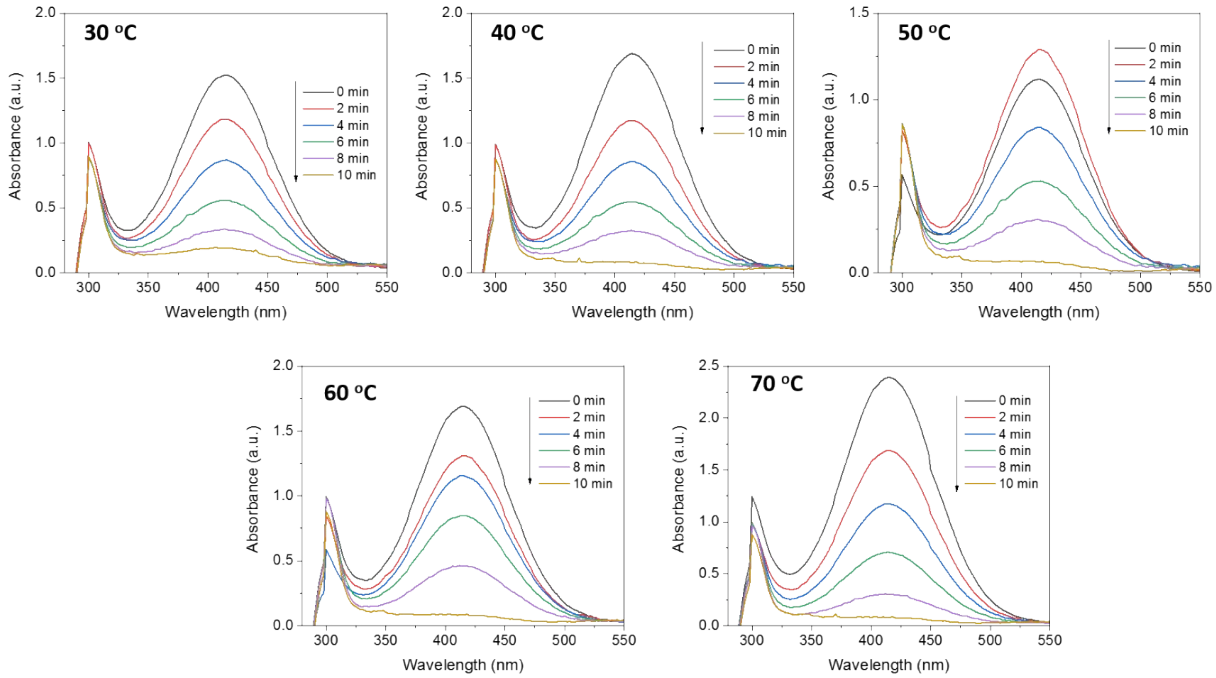


Fig. S1. UV-vis spectra for reduction of 2-NP at different temperatures

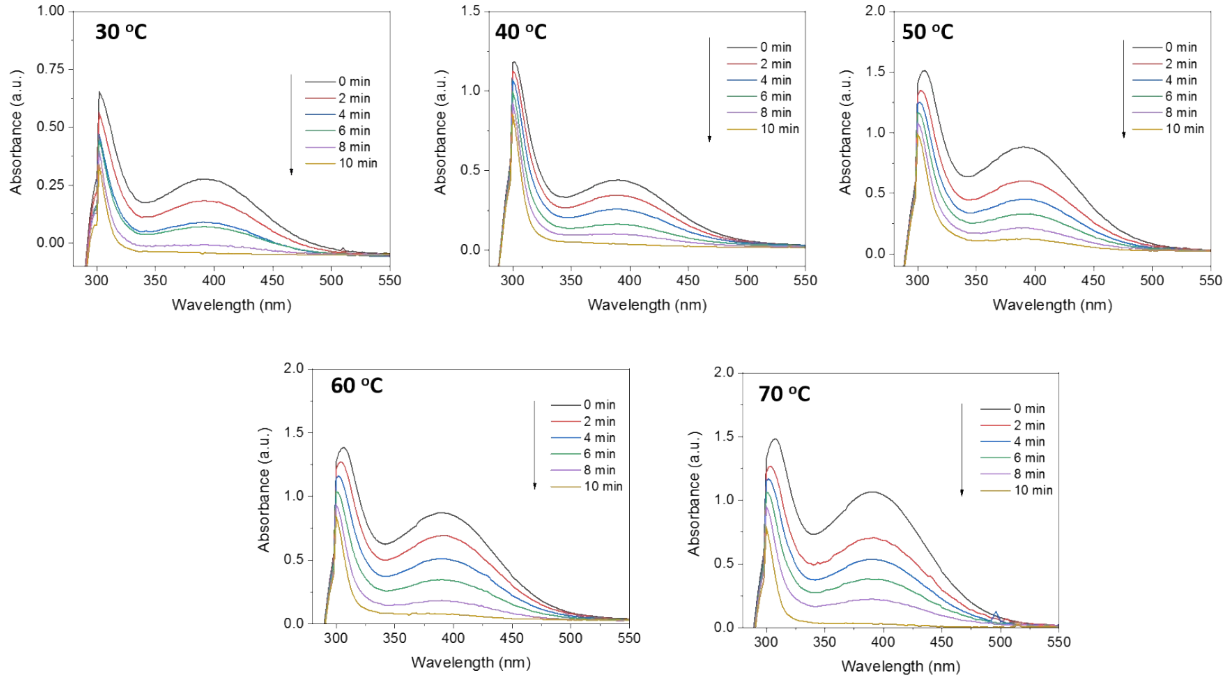


Fig. S2. UV-vis spectra for reduction of 3-NP at different temperatures

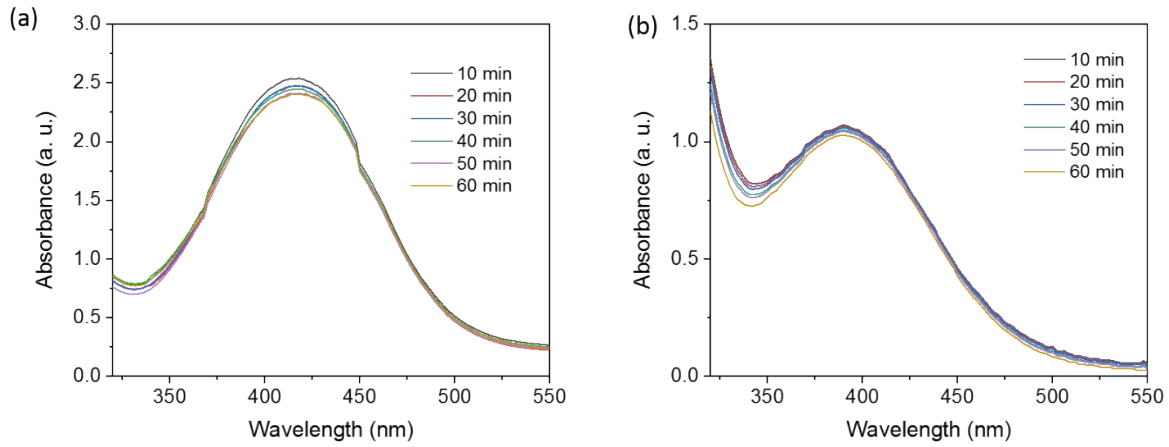


Fig. S3. UV-vis spectra of the $NaBH_4$ reduction of 2-NP (a) and 3-NP (b)

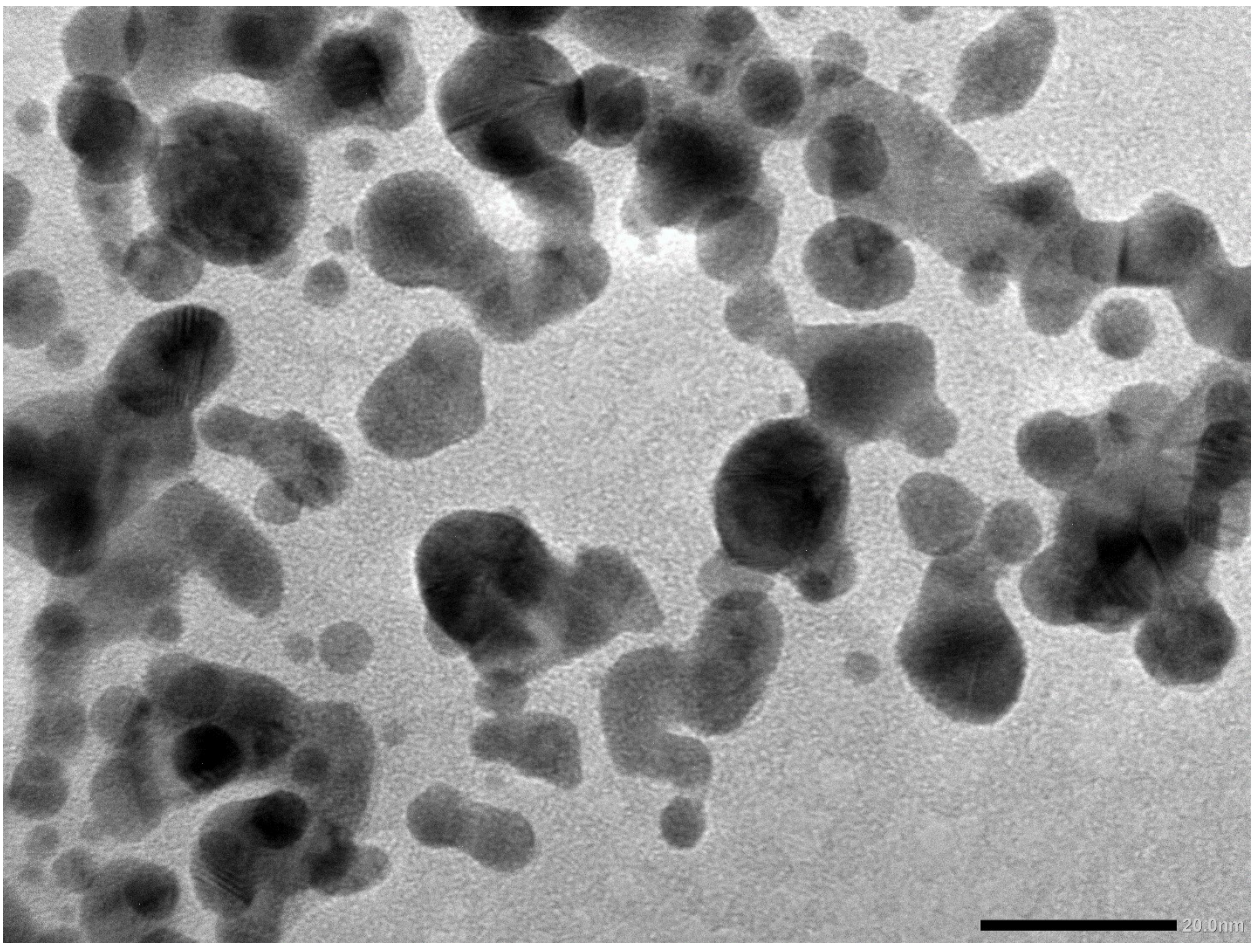


Fig. S4. TEM image of SG-AuNPs after five recycles for the catalytic degradation of 2-NP

**Table S1.** Comparison of the catalytic reduction of 2-NP and 3-NP by AuNPs/$NaBH_4$ system

| Catalyst | Average particle size (nn) | Pollutant | Rate constant (x $10^{-3}$ $sec^{-1}$) | Ref. |
|---|---|---|---|---|
| Seaweed *Lobophora variegate* - AuNPs | 11.69 | 2-NP | 1.2 | 1 |
| | | 3-NP | 4.5 | |
| Corn-cob-AuNPs | 35 | 2-NP | 3 | 2 |
| | | 3-NP | 8 | |
| *Codonopsis pilosula* root-AuNPs | 20 | 2-NP | 1.2 | 3 |
| | | 3-NP | 4.1 | |
| Fungus *Trichoderma sp*. WL-Go-AuNPs | 9.8 | 2-NP | 7.4 | 4 |
| | | 3-NP | 10.3 | |
| Magnusiomyces ingens LH-F1-AuNPs | 28.3 | 2-NP | 7.1 | 5 |
| | | 3-NP | 14.3 | |
| SG-AuNPs | 7.5 | 2-NP | 3.0 | This study |
| | | 3-NP | 1.4 | |

## References


1 P. Kaithavelikkakath Francis, S. Sivadasan, A. Avarachan and A. Gopinath, *Part. Sci. Technol.*, 2020, **38**, 365–370.

2 V.-D. Doan, V.-S. Luc, T. L.-H. Nguyen, T.-D. Nguyen and T.-D. Nguyen, *Environ. Sci. Pollut. Res.*, 2020, **27**, 6148–6162.

3 V.-D. Doan, B.-A. Huynh, T.-D. Nguyen, X.-T. Cao, V.-C. Nguyen, T. L.-H. Nguyen, H. T. Nguyen and V. T. Le, *J. Nanomater.*, 2020, **2020**, 1–18.

4 Y. Qu, X. Li, S. Lian, C. Dai, Z. Jv, B. Zhao and H. Zhou, *IET Nanobiotechnology*, 2019, **13**, 12–17.

5 Y. Qu, S. You, X. Zhang, X. Pei, W. Shen, Z. Li, S. Li and Z. Zhang, *Bioprocess Biosyst. Eng.*, 2018, **41**, 359–367.