

Supporting Information

Synthesis, characterization and antimicrobial activity applications of grafted copolymer alginate-g-poly (*N*-vinyl imidazole)

Soliman Mehawed Abdellatif Soliman^{1,*} *Mohamed Fathi Sanad*³ and *Ahmed
Esmail Shalan*^{2,4*}

¹ Chemistry Department, Faculty of Science, Cairo University, 12613 Giza, Egypt.

² Central Metallurgical Research and Development Institute (CMRDI), P.O. Box 87, Helwan, Cairo 11421, Egypt.

³ FabLab, Centre for Emerging Learning Technologies (CELT), and Electrical Engineering department, the British University in Egypt (BUE), Cairo 11387, Egypt.

⁴ BCMaterials, Basque Center for Materials, Applications and Nanostructures, Martina Casiano, UPV/EHU Science Park, Barrio Sarriena s/n, Leioa 48940, Spain.

*Corresponding author: (A. E. S.) E-mail: ahmed.shalan@bcmaterials.net;
a.shalan133@gmail.com
(S. M. A. S.) E-mail: sabdellatif@sci.cu.edu.eg

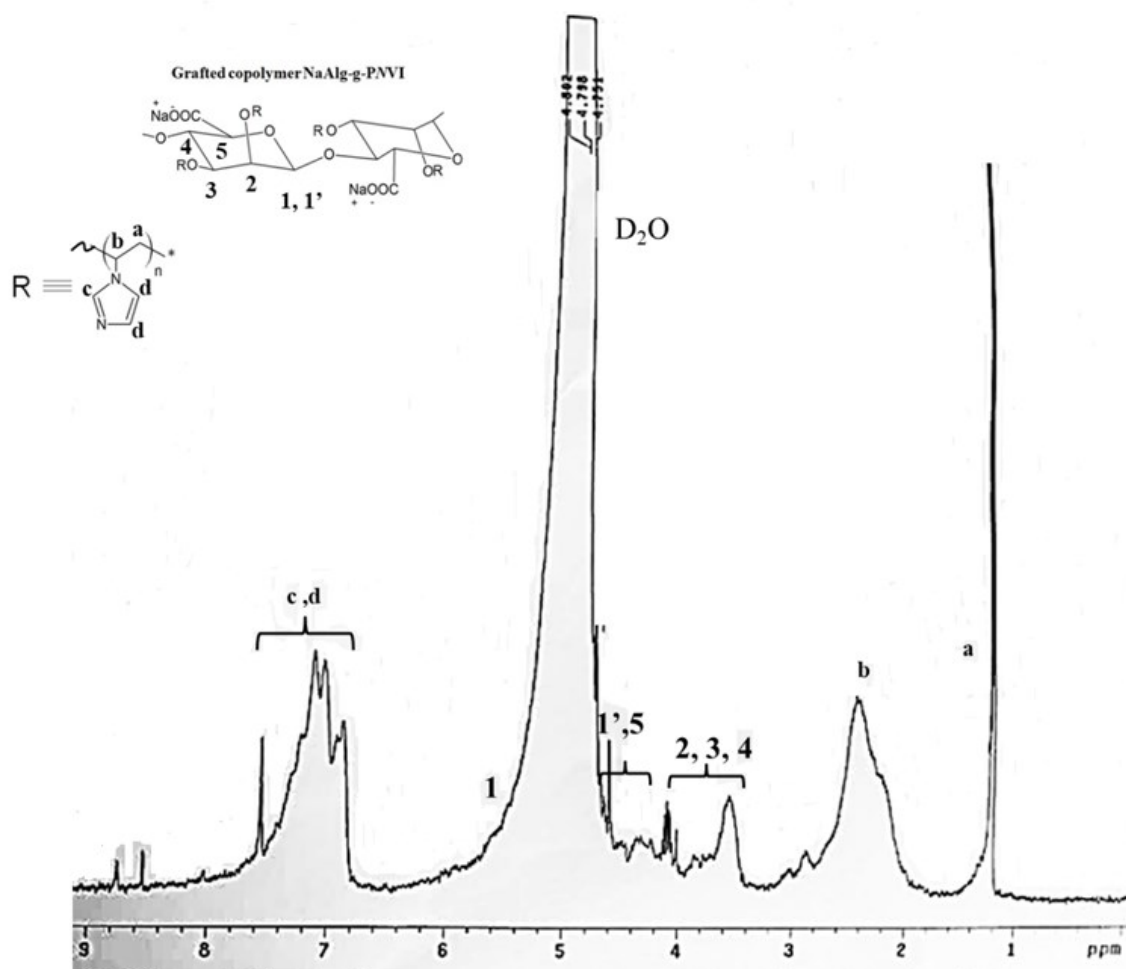


Figure S1. ^1H NMR spectrum of grafted copolymer Alginate-g-PNVI in D_2O .

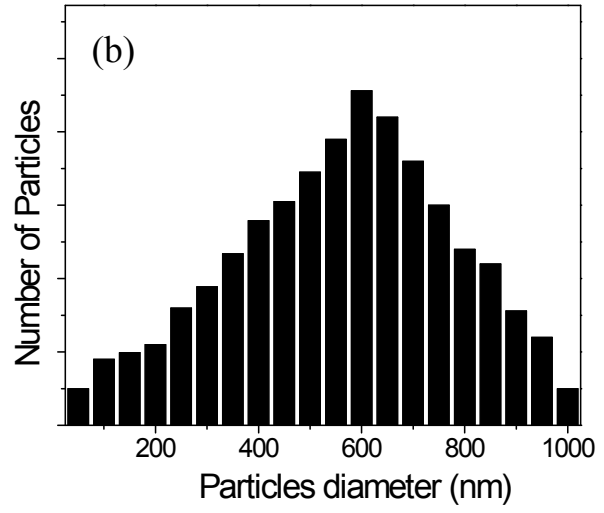



Figure S2. (a) SEM pictures and (b) particle size distribution of grafted copolymer NaAlg-g-PNVI