

## Supplementary material


### **Novel fabrication of a yeast biochar-based photothermal-responsive platform for controlled imidacloprid release**

Meng Mei <sup>a, b</sup>, Bo Bai <sup>\*, a, b, c, d</sup>, Dan Zheng <sup>a, b</sup>, Na Hu <sup>c, d</sup>, Honglun Wang <sup>c, d</sup>


(<sup>a</sup> Key Laboratory of Subsurface Hydrology and Ecological Effects in Arid Region of the Ministry of Education, Chang'an University, No. 126 Yanta Road, Xi'an 710054, Shaanxi, China; <sup>b</sup> School of Water and Environment, Chang'an University, Xi'an, 710054, P.R. China; <sup>c</sup> Key Laboratory of Tibetan Medicine Research, Northwest Institute of Plateau Biology, Chinese Academy of Sciences, Xining, 810008, China; <sup>d</sup> Qinghai Provincial Key Laboratory of Tibetan Medicine Research, Xining, 810001, P.R. China)

\* Corresponding author

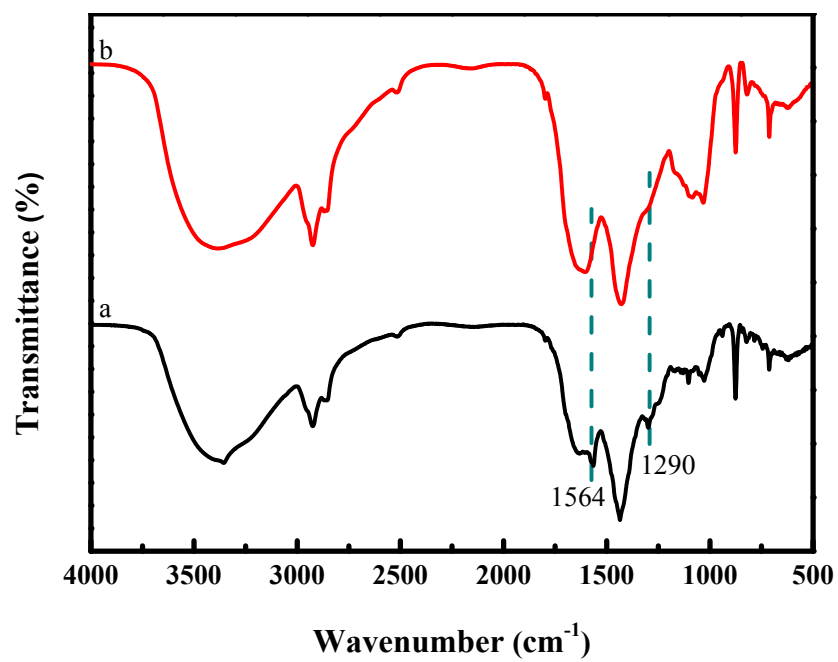
E-mail address: [baibochina@163.com](mailto:baibochina@163.com)



**Figure S1.** Digital photographs of YINCP@EC before and after sunlight irradiation.



**Figure S2.** Distribution maps of C, N, Cl, Na, and Ca in YINCP.



**Figure S3.** (a) FTIR spectra of YINCP@EC before (a) and after (b) the release of IMI.