

Novel semiconducting nano-agents incorporating tirapazamine for imaging guided synergetic cancer hypoxia activated photo-chemotherapy

Guorong Zhang^{‡af}, Weixiang Wang^{‡df}, Huihui Zou^{bf}, Zheng Wei^{ef}, Chuanhui Song^{bf}, Jianchuan Ran^{bf},
Zichen Cao^{bf}, Yu Cai^{*c}, Wei Han^{*bf}

^aDepartment of Orthodontics, Nanjing Stomatological Hospital, Medical School of Nanjing University, 30 Zhongyang Road, 210008, Nanjing, China.

^bDepartment of Oral and Maxillofacial Surgery, Nanjing Stomatological Hospital, Medical School of Nanjing University, 30 Zhongyang Road, 210008, Nanjing, China.

^cClinical Research Institute, Zhejiang Provincial People's Hospital, People's Hospital of Hangzhou Medical College, No. 158 Shangtang Road, Hangzhou 310014, Zhejiang Province, China.

^dFourth Outpatient Department, Nanjing Stomatological Hospital, Medical School of Nanjing University, 30 Zhongyang Road, 210008, Nanjing, China.

^ePediatric Dentistry, Nanjing Stomatological Hospital, Medical School of Nanjing University, 30 Zhongyang Road, 210008, Nanjing, China.

^fCentral Laboratory of Stomatology, Nanjing Stomatological Hospital, Medical School of Nanjing University, 30 Zhongyang Road, 210008, Nanjing, China

E-mail: iamycail@163.com; doctorhanwei@hotmail.com.

[‡] These authors contributed equally.

* They are corresponding authors.

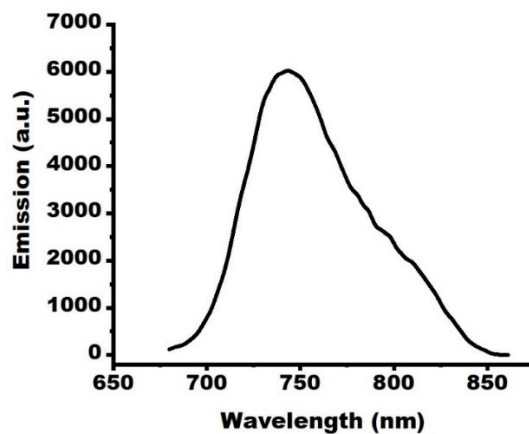


Figure S1. ITTC NPs fluorescence emission spectrum.

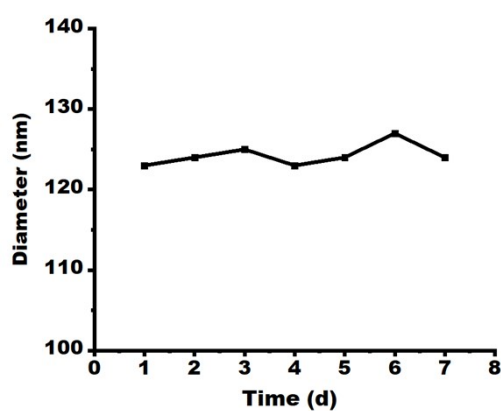


Figure S2. The average diameter changes of ITTC NPs within 7 days.




Figure S3. Represent photographs of ITTC NPs in DMEM (A, 30 $\mu\text{g}/\text{mL}$) and PBS (B, 30 $\mu\text{g}/\text{mL}$) for 7 days.