

## A cucurbit[6]uril based supramolecular assembly for the detection and removal of dyes and antibiotics in water

Jing Guo <sup>a</sup>, Shuo Wang <sup>a</sup>, Xiaodong Han <sup>a</sup>, Mei Liu<sup>\*,a</sup>, Lihui Liu<sup>\*,b</sup>, Peng Wang <sup>c</sup>

<sup>a</sup>*School of Chemistry and Life Science, Advanced Institute of materials Science, Changchun University of Technology, Changchun 130012, PR China*

<sup>b</sup>*Institute of Chemical and Industrial Bioengineering, Jilin Engineering Normal University, Changchun 130052, PR China*

<sup>c</sup>*Department of applied chemistry, Yuncheng University, Yuncheng 044000, PR China*

\* Corresponding author Email addresses: liumei@ccut.edu.cn.

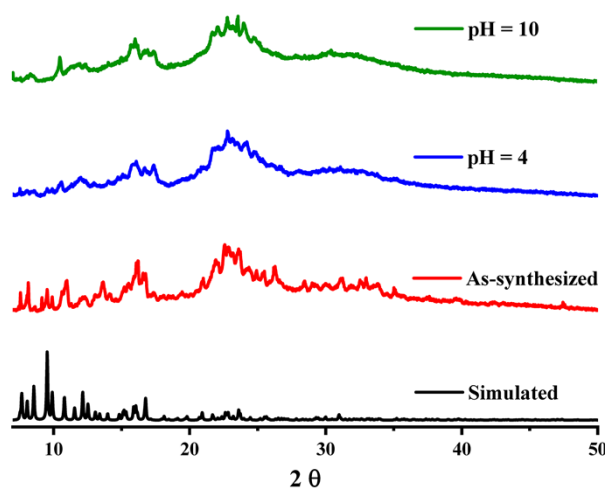
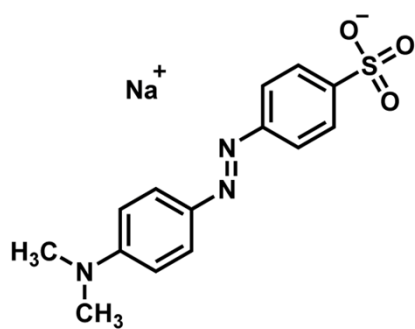
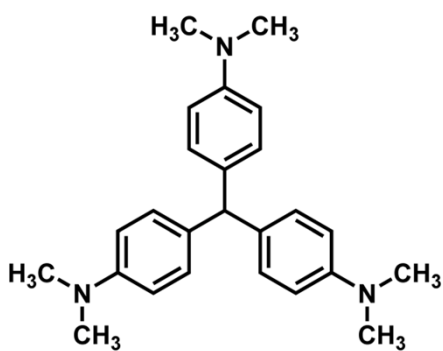


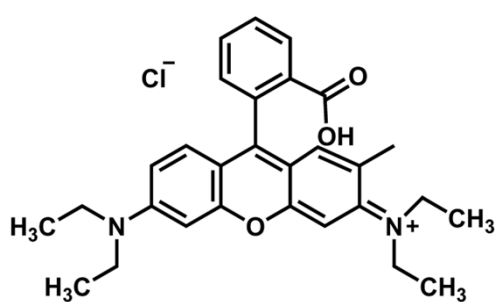
Fig. S1 PXRD patterns of **1** in aqueous solutions with pH = 4 and pH = 10 (b).



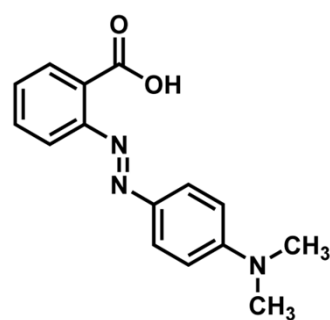
**Methyl Orange (MO)**



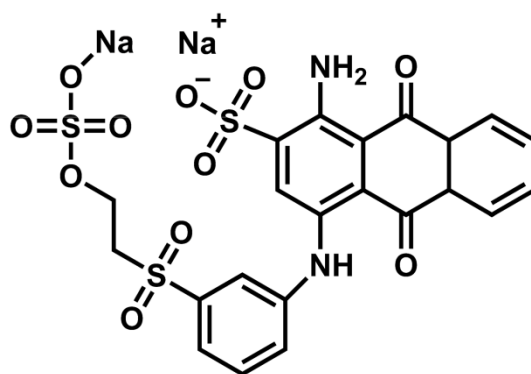
**Methyl Violet (MV)**



**Rhodamine B (RB)**



**Methyl Red (MR)**



**Reactive Blue 19 (RB19)**

**Fig. S2** Selected molecular structures of dyes.

