

Supplementary material

**Deep eutectic solvent-based dispersive liquid-liquid microextraction
followed by smartphone digital image colorimetry for the
determination of carbofuran in water samples**

Luyao Zhao^{a, b}, Min Wang^a, Jiadong Wang^c, Jing Wu^b, Zhuoting Zhang^a, Xu Jing^{a, b, *},
Xiaowen Wang^{a, *}

*^a College of Food Science and Engineering, Shanxi Agricultural University, Taigu,
Shanxi 030801, China*

*^b Tianjin Key Laboratory of Food Science and Health, School of Medicine, Nankai
University, Tianjin 300071, China*

*^c School of Pharmaceutical Engineering, Xinyang Agriculture and Forestry University,
Xinyang 46400, China*

*Corresponding author:

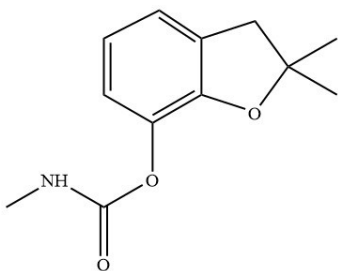
Xu Jing, College of Food Science and Engineering, Shanxi Agricultural University,
Shanxi 030801, China; E-mail: x.jing@vip.163.com.

Xiaowen Wang, College of Food Science and Engineering, Shanxi Agricultural
University, Shanxi 030801, China; E-mail: wwxw11@163.com.

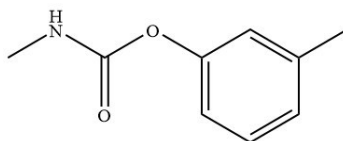
Number of pages: 4

Number of figures: 2

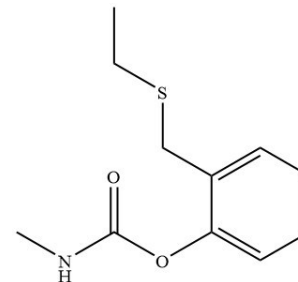
Number of table: 1



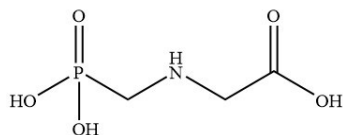
Carbofuran



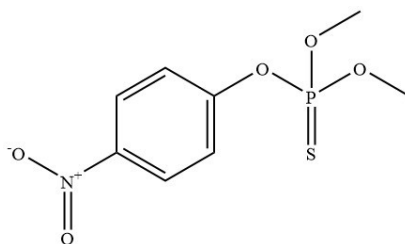
Metolcarb



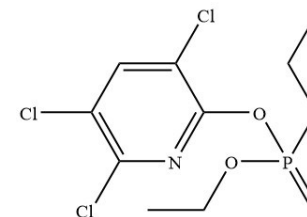
Ethiofencarb



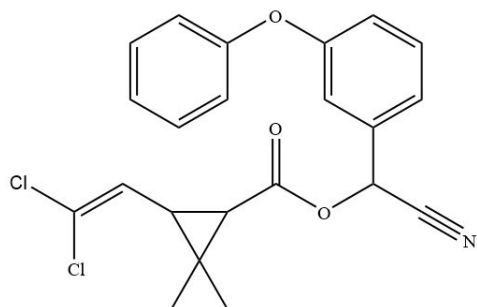
Glyphosate



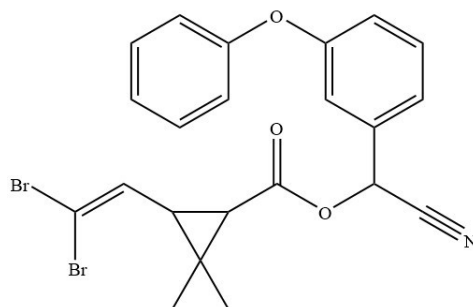
Parathion-methyl



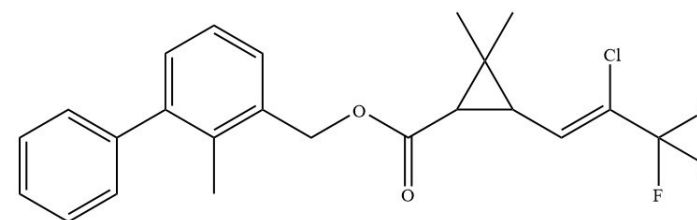
Chlorpyrifos



Beta-cypermethrin



Deltamethrin



Bifenthrin

Fig. S1. The structures of carbamate (carbofuran, metolcarb, and ethiofencarb), organophosphorus (glyphosate, parathion-methyl, and chlorpyrifos), and pyrethroid insecticides (beta-cypermethrin, deltamethrin, and bifenthrin).

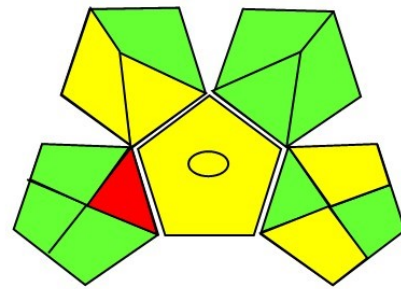


Fig. S2. GAPI assessment for CBF determination in a water sample.

Table S1. Penalty points for carbofuran determination in a water sample.

Reagents	Penalty points	Instruments	Penalty points
Sodium carbonate 20 mg	0	Occupational hazard	0
Sodium chloride 200 mg	0	Waste	2
FBBB 50 μ L	1		
DES 50 μ L	0		
	Σ 1		Σ 2

Total penalty points: 3

Analytical Eco-Scale total score: 97
