

Supporting Information

Light-responsive nanodrugs co-self-assembled from a PEG-Pt(IV) prodrug and doxorubicin for reversing multi-drug resistance in the chemotherapy process of hypoxic solid tumors

Tianbao Chen^a, Shuting Xu^a, Wei Huang^a and Deyue Yan^{a,b}

a. School of Chemistry and Chemical Engineering, State Key Laboratory of Metal Matrix Composites, Shanghai Jiao Tong University, 800 Dongchuan Road, Shanghai 200240, P. R. China.

b. Frontiers Science Center of Transformative Chemistry, Shanghai Jiao Tong University, 800 Dongchuan Road, Shanghai 200240, P. R. China.

E-mail: dyyan@sjtu.edu.cn

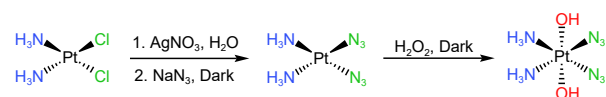


Fig. S1 The synthetic route of *cis,trans,cis*-[Pt(N₃)₂(OH)₂(NH₃)₂]

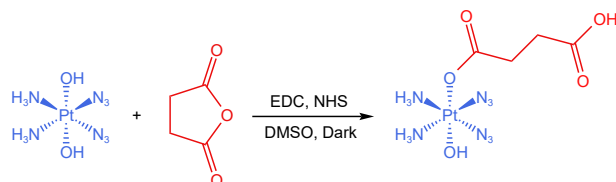


Fig. S2 The synthetic route of *cis,trans,cis*-[Pt(N₃)₂(OH)(NH₃)₂(O₂CCH₂CH₂COOH)]

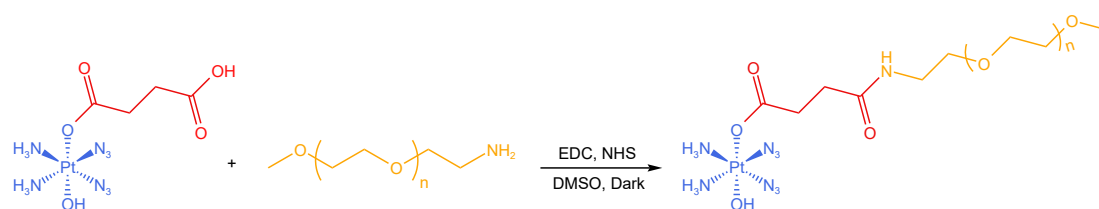


Fig. S3 The synthetic route of PEG-Pt(IV)

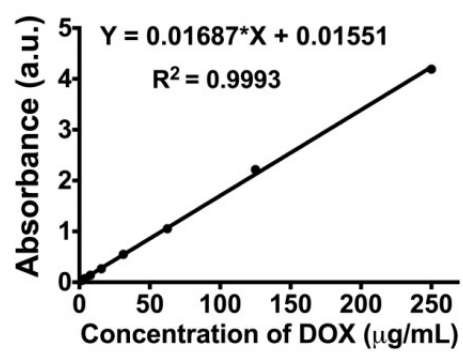


Fig. S4 Standard curve of DOX (absorption value at 490 nm in the UV spectrum)

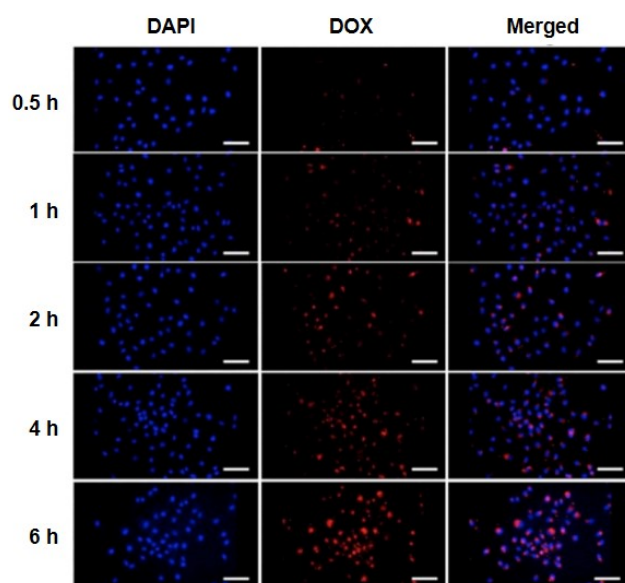


Fig. S5 CLSM images of HeLa cells incubated with PEG-Pt(IV)@DOX NPs for different times. The scale bars represent 20 μm.

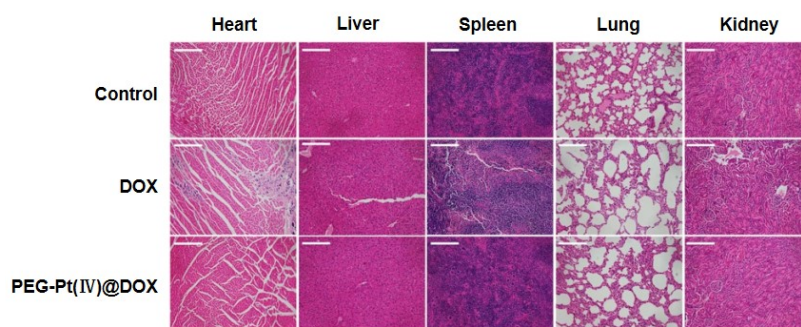


Fig. S6 H&E stain of normal organs after administrated with DOX and PEG-Pt(IV)@DOX NPs with 395 nm irradiation. Scale bar = 100 μ m