

Electronic Supplementary Information (ESI)

Combining galacto-oligosaccharides and 2'-fucosyllactose alters their fermentation kinetics by infant fecal microbiota and influences AhR-receptor dependent cytokine responses in immature dendritic cells

Renate Akkerman ^{a,*}, Madelon J. Logtenberg ^{b,*}, Martin Beukema ^a, Bart J. de Haan ^a, Marijke M. Faas ^a, Erwin G. Zoetendal ^c, Henk A. Schols ^b and Paul de Vos ^a

^a *Immunoendocrinology, Division of Medical Biology, Department of Pathology and Medical Biology, University of Groningen and University Medical Centre Groningen, Groningen, The Netherlands.*

^b *Laboratory of Food Chemistry, Wageningen University & Research, Wageningen, The Netherlands.*

^c *Laboratory of Microbiology, Wageningen University & Research, Wageningen, The Netherlands.*

**Authors contributed equally*

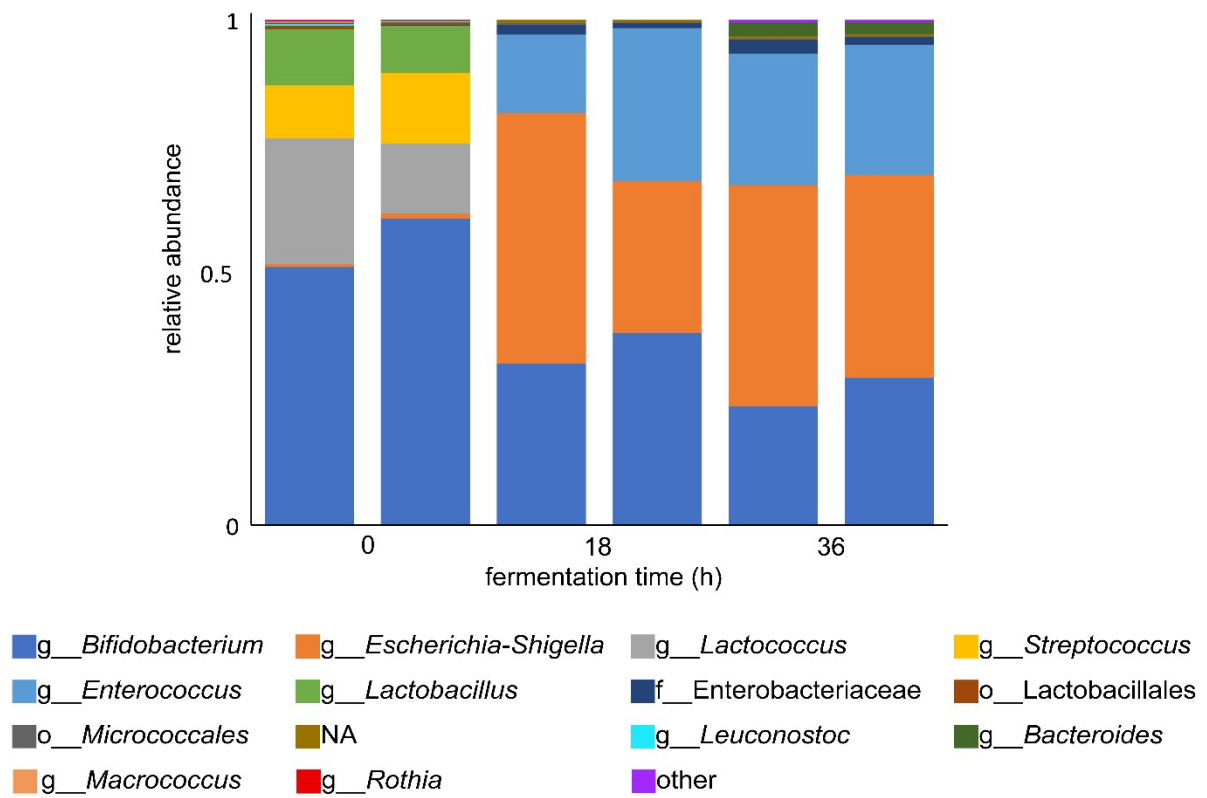


Figure S1. Relative abundance of bacteria at the highest classified taxonomy in fermentation digesta collected at the start and after 18 and 36 h from *in vitro* fermentation containing solely fecal inoculum of 8-week-old infants and SIEM medium.

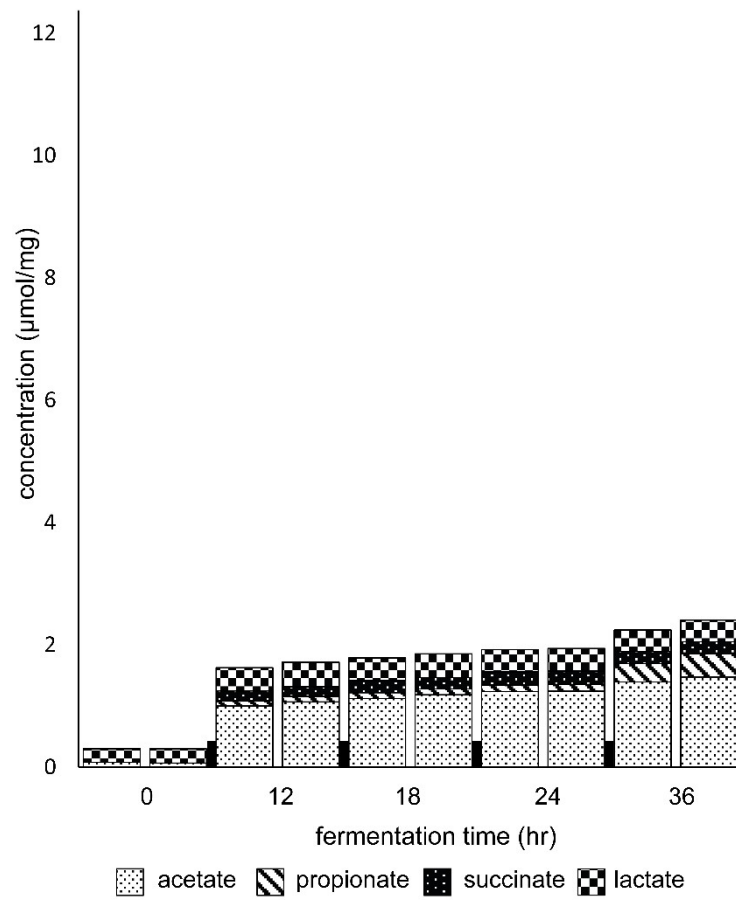


Figure S2. Concentration of SCFAs, succinate and lactate in fermentation digesta collected at the start and after 12, 18, 24 and 36 h from *in vitro* fermentation containing solely infant fecal inoculum of 8- week-old infants and SIEM medium.

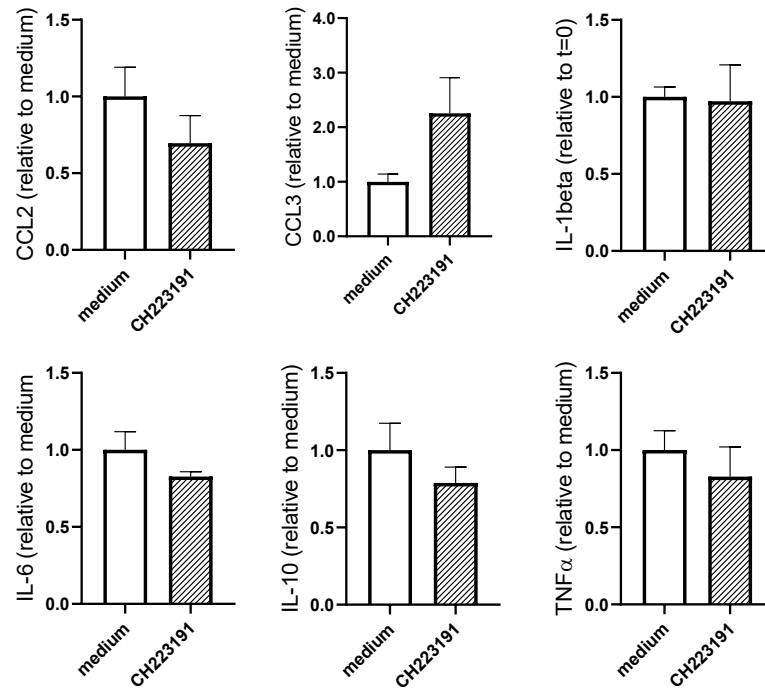


Figure S3. Cytokine secretion by DCs after incubation with CH223191. Statistical differences were tested using a paired T-test. Data is expressed as mean with SEM. No significant differences were found between DCs incubated with normal cell culture medium and medium containing CH223191. N=5