

Table S1. Diarrhea scores of mice

Score	Diarrhea level
0	Solid feces
1	Slightly soft feces
2	Unformed feces
3	Loose feces

Table S2. Allergy scores of mice

Score	Allergy symptoms
0	None
1	Repeated rubbing around the mouth, nose, and head
2	Puffiness around the eyes and nose, increased breathing rate
3	Difficulty breathing, purple mouth, nose, and tail
4	Loss of consciousness, low or no energy, tremors or convulsions
5	Death


Table S3. Histopathology score of the jejunum

Score	Inflammation	Crypts	Ulcers	Edema
0	None	None	None	None
1	Occasional	Some damage	Small ulcers are occasionally found	Exists
2	Inflammation of the submucosa cells	Shortened and spaced apart	Ulcers are often found	
3	Inflammation of the submucosa and lamina propria	Large area without crypts	Large ulcer	
4	Extensive inflammation of the submucosa and lamina propria	Complete disappearance		


WB1:



Lyn




p-Lyn




Syk




p-Syk



AKT



p-AKT




PI3K




p-PI3K




PLC $\gamma$




p-PLC $\gamma$



Btk



p-Btk



actin


WB2:




Lyn




p-Lyn




Syk



p-Syk



AKT



p-AKT



PI3K



p-PI3K



PLCγ




p-PLCγ



Btk



p-Btk



actin

WB3:

