

An intelligent cooling material modified by carbon dots for evaporative cooling and UV absorption

Yi Gao^{abc}, Shaofeng Liang^c, Shuangliang Zhao^{abde}, Wei Gao^{abcd*}, Zequan Li^c, Muqun Wang^c, Hong Li^c, Xiangning He^c, Riyao Cong^c, Hailin Diao^f, Chuwang Su^c, Xiaoying Xie^{abg}

^a Key Laboratory of Disaster Prevention and Structural Safety of Ministry of Education, Guangxi University, Nanning 530004, Guangxi, China

^b Guangxi Key Laboratory of Disaster Prevention and Engineering Safety, Guangxi University, Nanning 530004, Guangxi, China

^c School of Resources, Environment and Materials, Guangxi University, Nanning 530004, Guangxi, China

^d Guangxi Engineering and Technology Research Center for High Quality Structural Panels from Biomass Wastes, Nanning 530004, Guangxi, China

^e College of Chemistry and Chemical Engineering, Guangxi University, Nanning 530004, Guangxi, China

^f Forestry College, Guangxi University, Nanning 530004, Guangxi, China

^g School of Civil Engineering and Architecture, Guangxi University, Nanning 530004, Guangxi, China

Supporting Information




Figure S1. CDs solution glow red under UV light

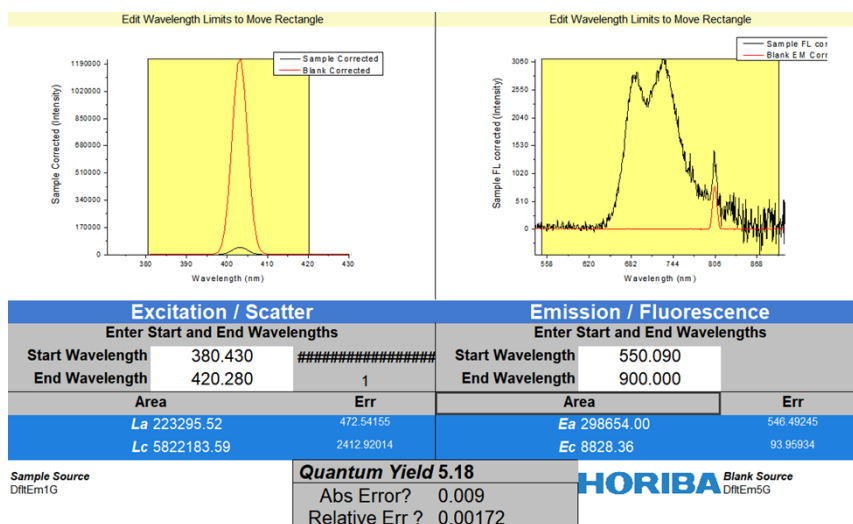


Figure S2. the quantum yields of CDs

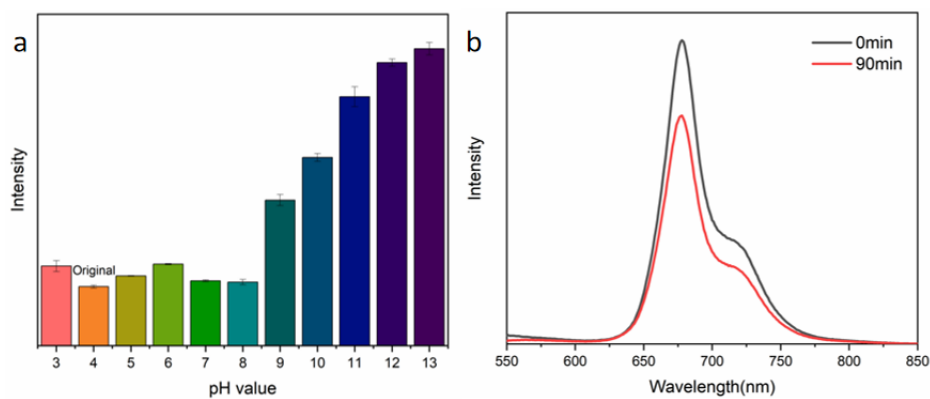


Figure S3. (a) The intensity of CDs at different pH; (b) intensity of CDs after 90 min of irradiation under UV lamp.




Figure S4. Comparison of hydrogel under light and ultraviolet

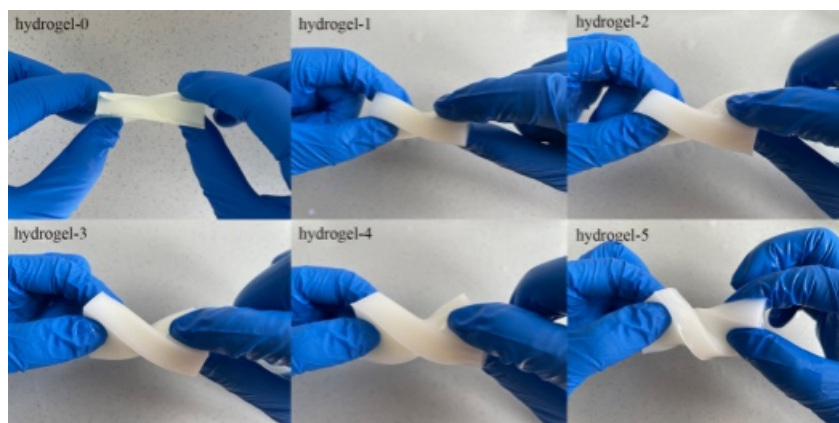


Figure S5. The degree of distortion of different hydrogels



Figure S6. Under 500g weight, the degree of deformation of different hydrogels



Figure S7. Photos of different hydrogels after losing water

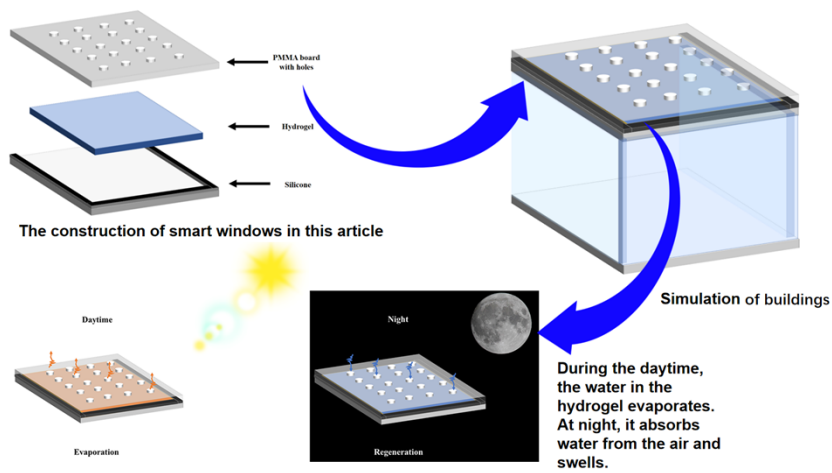


Figure S8. Schematic diagram of smart window test assembly

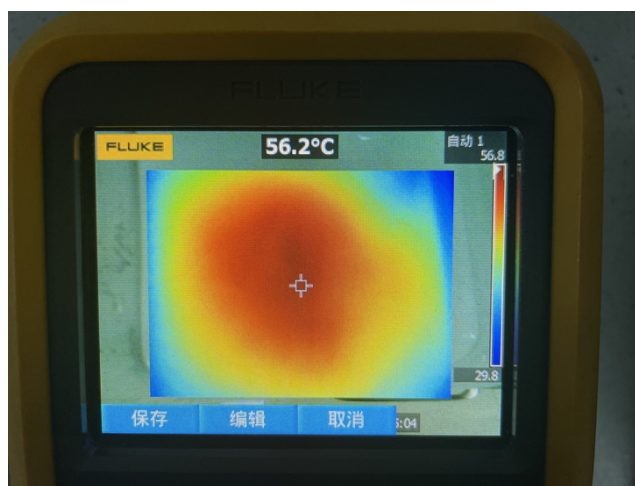


Figure S9. Surface temperature of hydrogel after heating for 60 min

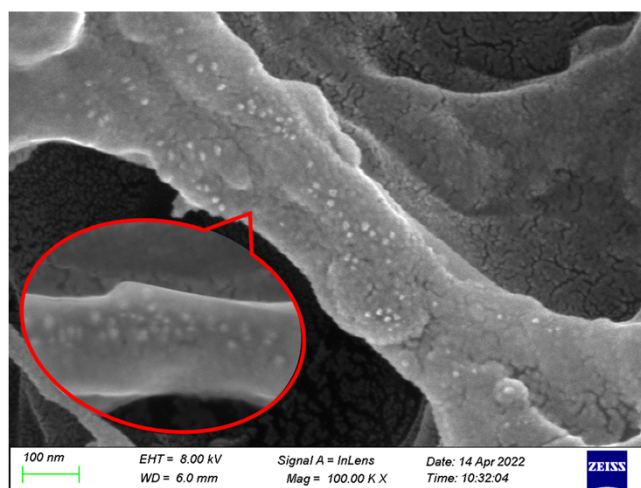


Figure S10. SEM of CDs-hydrogel