

*Electronic Supplementary Information (ESI) for*

## **Self-assembly driven chiral transfer from dipeptide to the twist and stacking handedness of cyanobiphenyl groups**

Lijia Wu, Wei Liu,\* Yi Li and Yonggang Yang\*

State and Local Joint Engineering Laboratory for Novel Functional Polymeric Materials, Jiangsu Key Laboratory of Advanced Functional Polymer Design and Application, Jiangsu Engineering Laboratory of Novel Functional Polymeric Materials, Department of Polymer Science and Engineering, College of Chemistry, Chemical Engineering and Materials Science, Key Laboratory of Polymeric Materials Design and Synthesis for Biomedical Function, Soochow University, Suzhou 215123, China.

Email: W. Liu, weiliu@suda.edu.cn; Y. Yang., ygyang@suda.edu.cn.

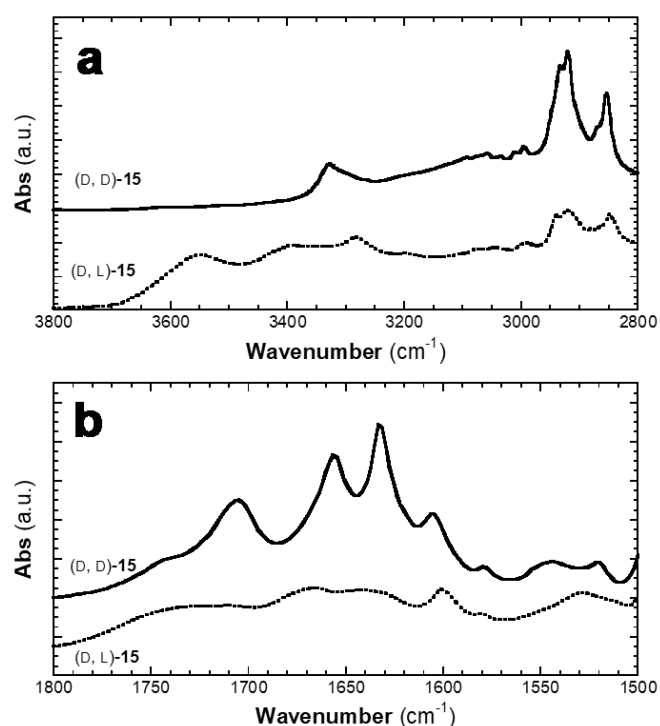


Fig. S1. FT-IR spectra for the solid powder of (D, D)-**15** and xerogel of (D, L)-**15**. (a) 2800–3800 cm<sup>-1</sup> and (b) 1500–1800 cm<sup>-1</sup>.

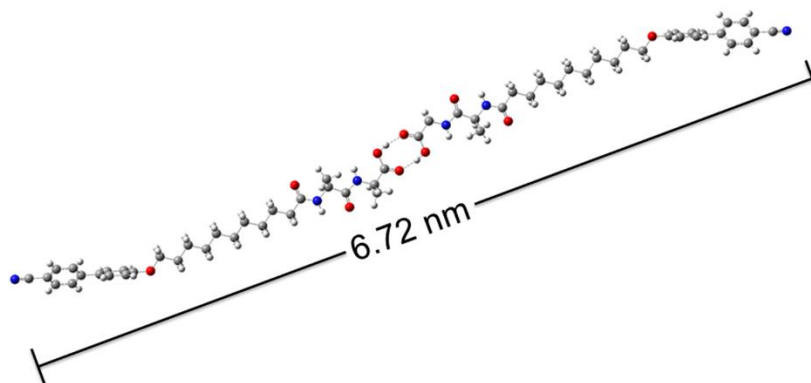


Fig. S2. Proposed molecular structure for the dimer of (L, L)-**15**.

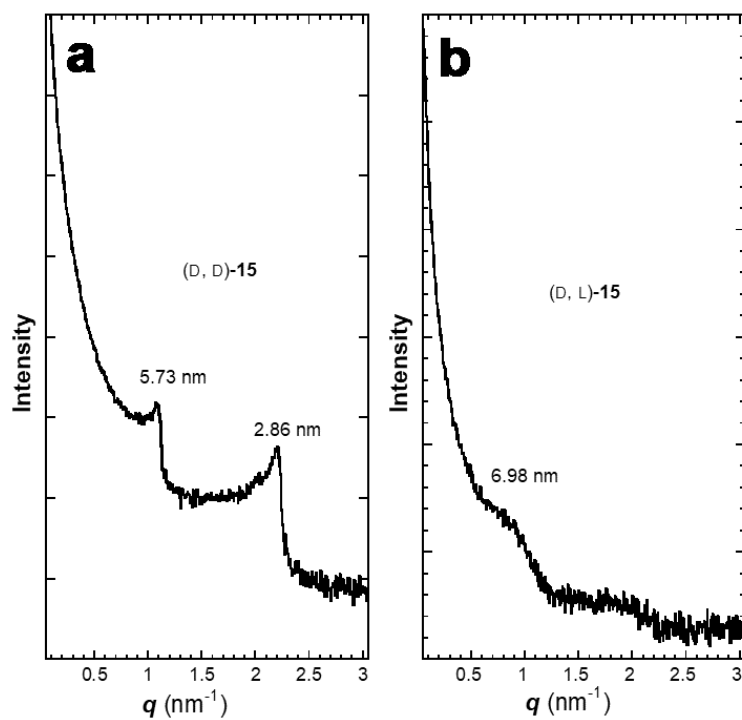


Fig. S3. SAXS patterns for (a) the solid powder of (D, D)-15 and (b) xerogel of (D, L)-15.

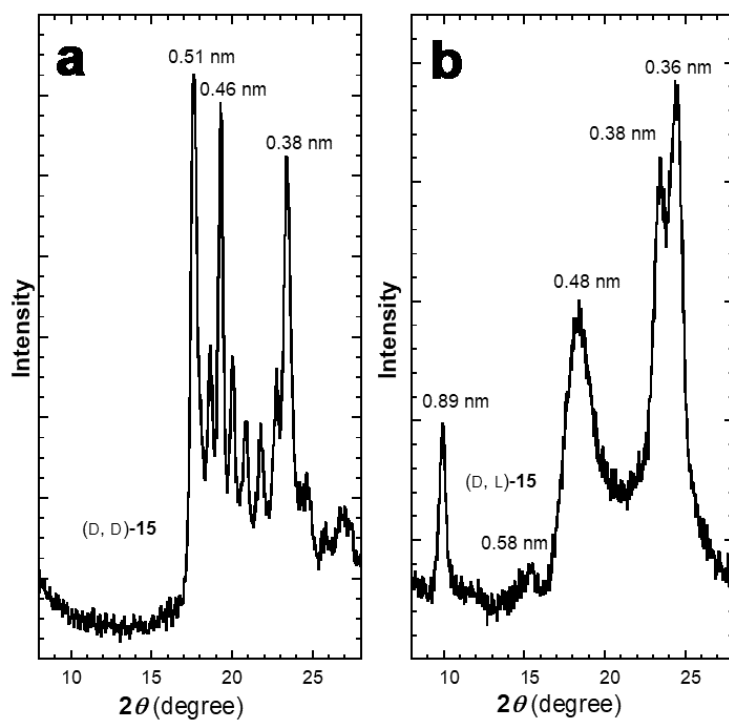


Fig. S4. WAXRD patterns for (a) the solid powder of (D, D)-15 and (b) the xerogel of (D, L)-15.