

Supporting Information

Novel Benzo[*b*]thieno[2,3-*d*]thiophene Derivatives with Additional Alkyl-Thiophene Core: Synthesis, Characterization, and p-Type Thin Film Transistor Performance

Soyoon Park ^{1,†}, Soomin Ryu ^{2,†}, Dongil Ho ¹, Wookil Chae ³, Taeshik Earmme ³, Choongik Kim^{1,*} and SungYong Seo ^{2,4*}

¹ Department of Chemical and Biomolecular Engineering, 35 Baekbeom-ro, Mapo-gu, Sogang University, Seoul 04107, Korea

² Department of Smart Green Technology Engineering, Pukyong National University, Busan 48513, Korea

³ Department of Chemical Engineering, Hongik University, 94 Wausan-ro, Mapo-gu, Seoul 04066, Republic of Korea

⁴ Department of Chemistry, Pukyong National University, Busan 48513, Korea

§ *These* authors contributed equally to this work.

* Corresponding authors

*E-mail: choongik@sogang.ac.kr, syseo@pknu.ac.kr

Keywords: organic thin-film transistor; solution process; solution shearing; benzo[*b*]thieno[2,3-*d*]thiophene; hole mobility

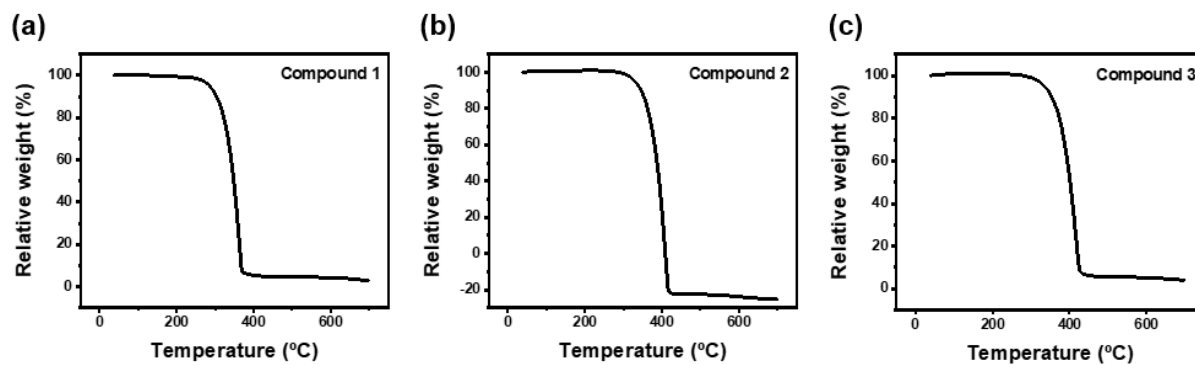


Fig. S1. Thermogravimetric analysis (TGA) of newly synthesized BTT-derivatives, (a) compound **1**, (b) compound **2**, and (c) compound **3**.

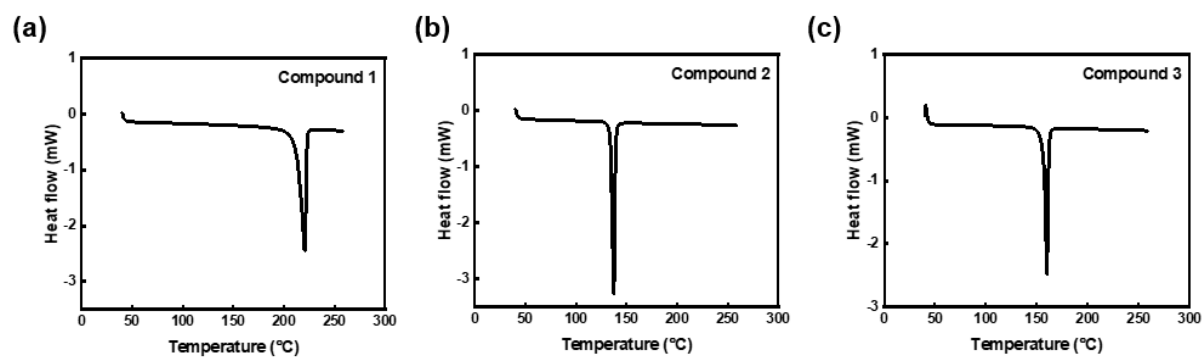


Fig. S2. Differential scanning calorimetry (DSC) analysis of synthesized BTT-derivatives, (a) compound **1**, (b) compound **2**, and (c) compound **3**.

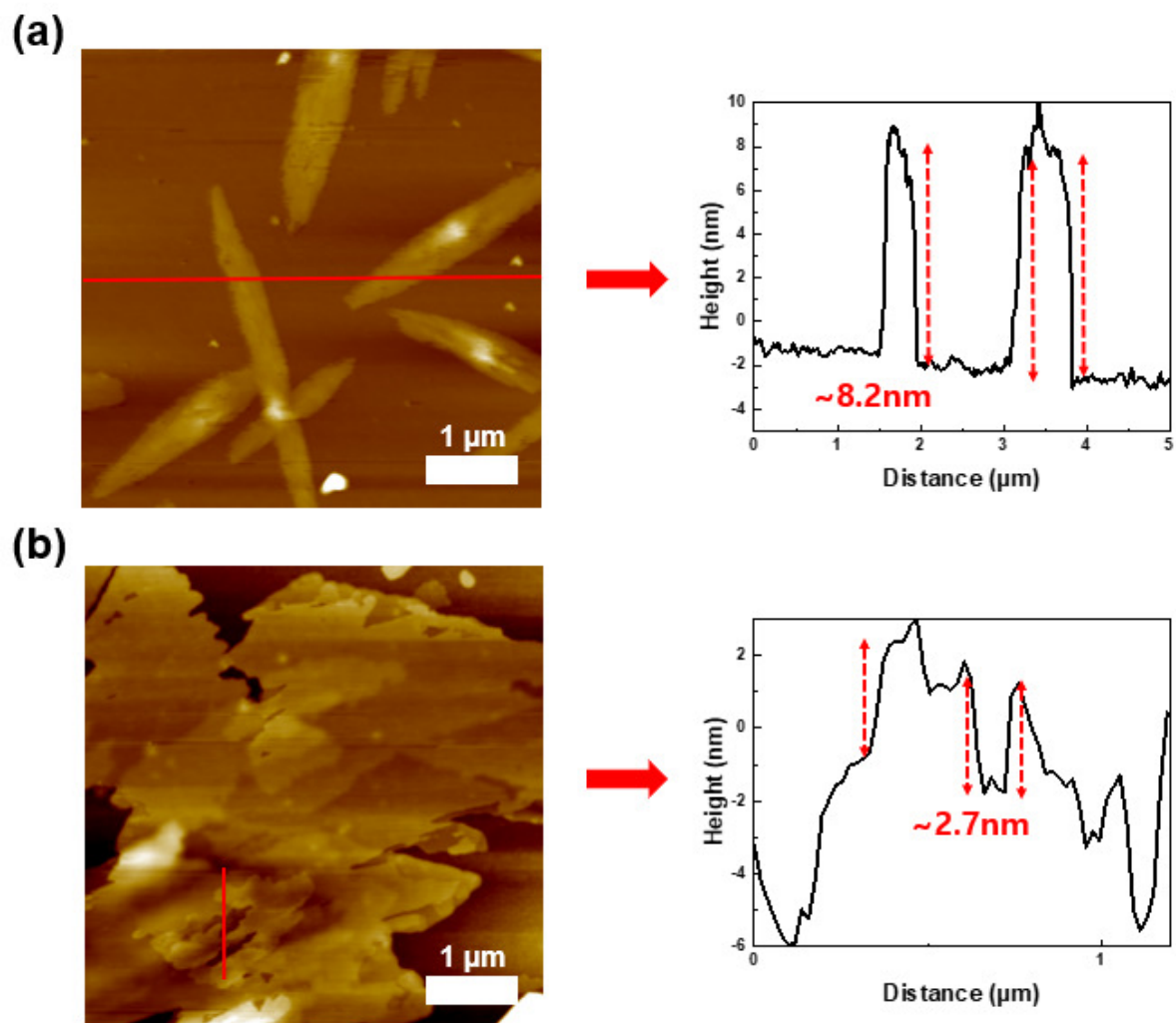


Fig. S3. AFM topographic images and corresponding step-height profiles for OTFT films of synthesized BTT-derivatives, (a) compound **1** and (b) compound **3** (area size 5 μm × 5 μm).

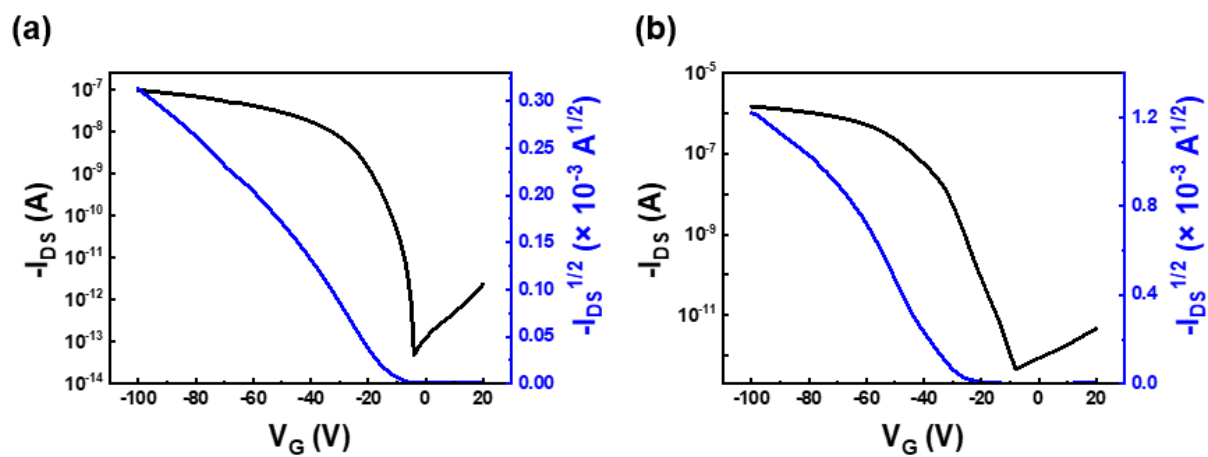


Fig. S4. Representative transfer curves of OTFTs of (a) compound **1** and (b) compound **3** in toluene solution.