

Supporting Information

For

Manganese oxide OMS-2 loaded on activated carbon fiber: A novel catalyst assisted UV/PMS process for carbamazepine treatment in water

Ning Yang ^{a, 1}, Lixi Xiao ^{a, 1}, Yuwei Deng ^a, Zhiyu Wu ^a, Hang Yin ^a, Yang Liu ^a, Mengru Li ^a, Yuxuan Ye ^{a, b*}, Dandan Wang ^c, Qiang Li ^{a, b}, Fei Pan ^{a, b*}, Dongsheng Xia ^{a, b}

a. School of Environmental Engineering, Wuhan Textile University, Wuhan 430073, China

b. Engineering Research Center for Clean Production of Textile Dyeing and Printing, Ministry of Education, Wuhan 430073, China

c. Analysis of Testing Center, Yancheng Institute of Technology, Yancheng 224051, China

* Corresponding author:

E-mail address: yxye@wtu.edu.cn (Y. Ye), fpan@wtu.edu.cn (F. Pan)

This supplementary file contains 3 figures, and 1 table, i.e., **Table S1 and Figures S1-**

S3.

Table S1 BET analysis of fresh OMS-2@ACF, OMS-2, ACF and used OMS-2@ACF

Sample	BET (m² g⁻¹)	Micropore volume (cm³ g⁻¹)	Total pore volume (cm³ g⁻¹)	Average pore diameter (nm)
fresh OMS-2@ACF	712.09	0.22	0.36	1.99
OMS-2	140.85	0.003	0.07	1.98
ACF	949.28	0.323	0.48	2.03
used OMS-2@ACF	642.80	0.16	0.37	2.32

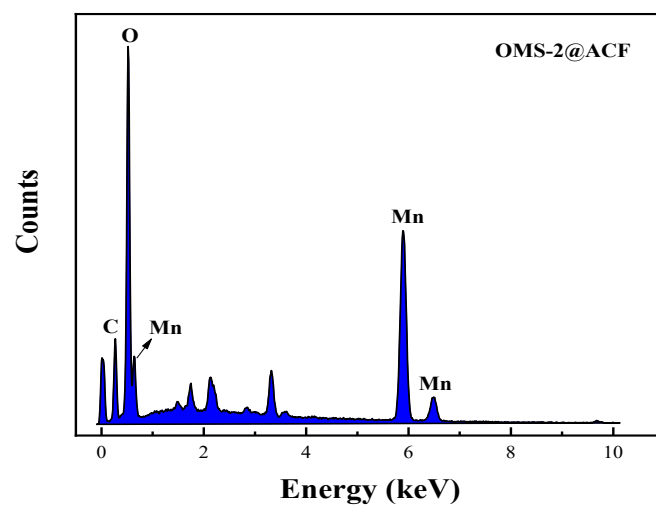


Fig. S1 EDS analysis of OMS-2@ACF

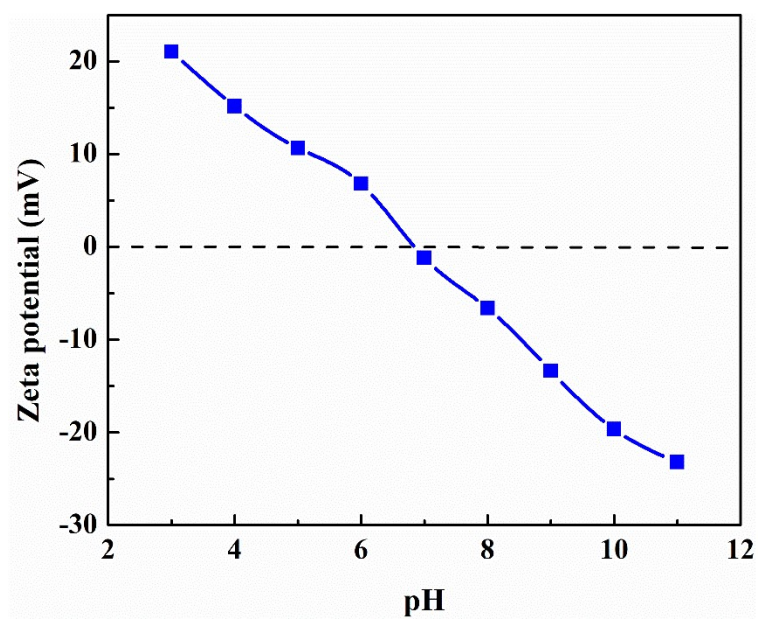


Fig. S2 Zeta potential of OMS-2@ACF at various pHs

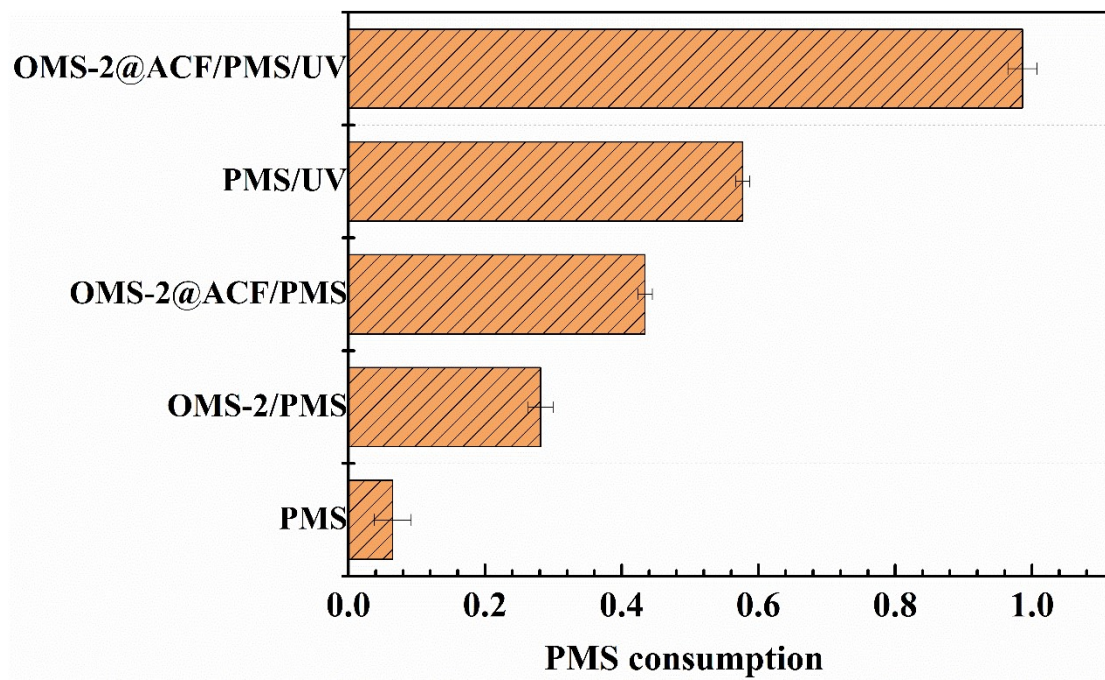


Fig. S3 PMS consumption in different systems