

Supplementary Information

Chemical synthesis and antifouling activity of monoterpene–furan hybrid molecules

Hiroyoshi Takamura,^{*a} Yuya Kinoshita,^a Takefumi Yorisue^{b,c} and Isao Kadota^a

^a Department of Chemistry, Graduate School of Natural Science and Technology, Okayama University, 3-1-1 Tsushimanaka, Kita-ku, Okayama 700-8530, Japan

^b Institute of Natural and Environmental Sciences, University of Hyogo, 6 Yayoigaoka, Sanda 669-1546, Japan

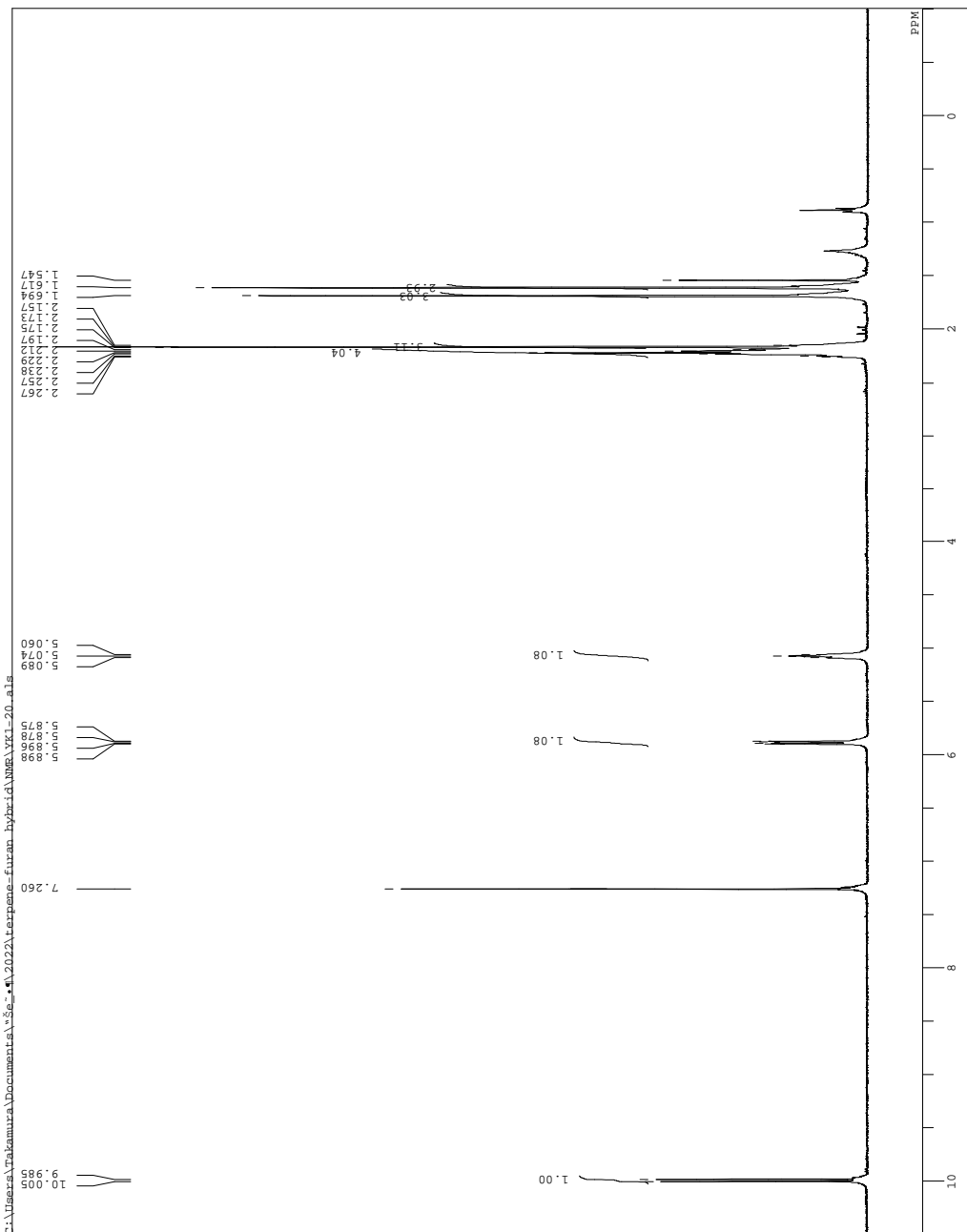
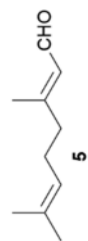
^c Division of Nature and Environmental Management, Museum of Nature and Human Activities, 6 Yayoigaoka, Sanda 669-1546, Japan

takamura@cc.okayama-u.ac.jp

Table of Contents

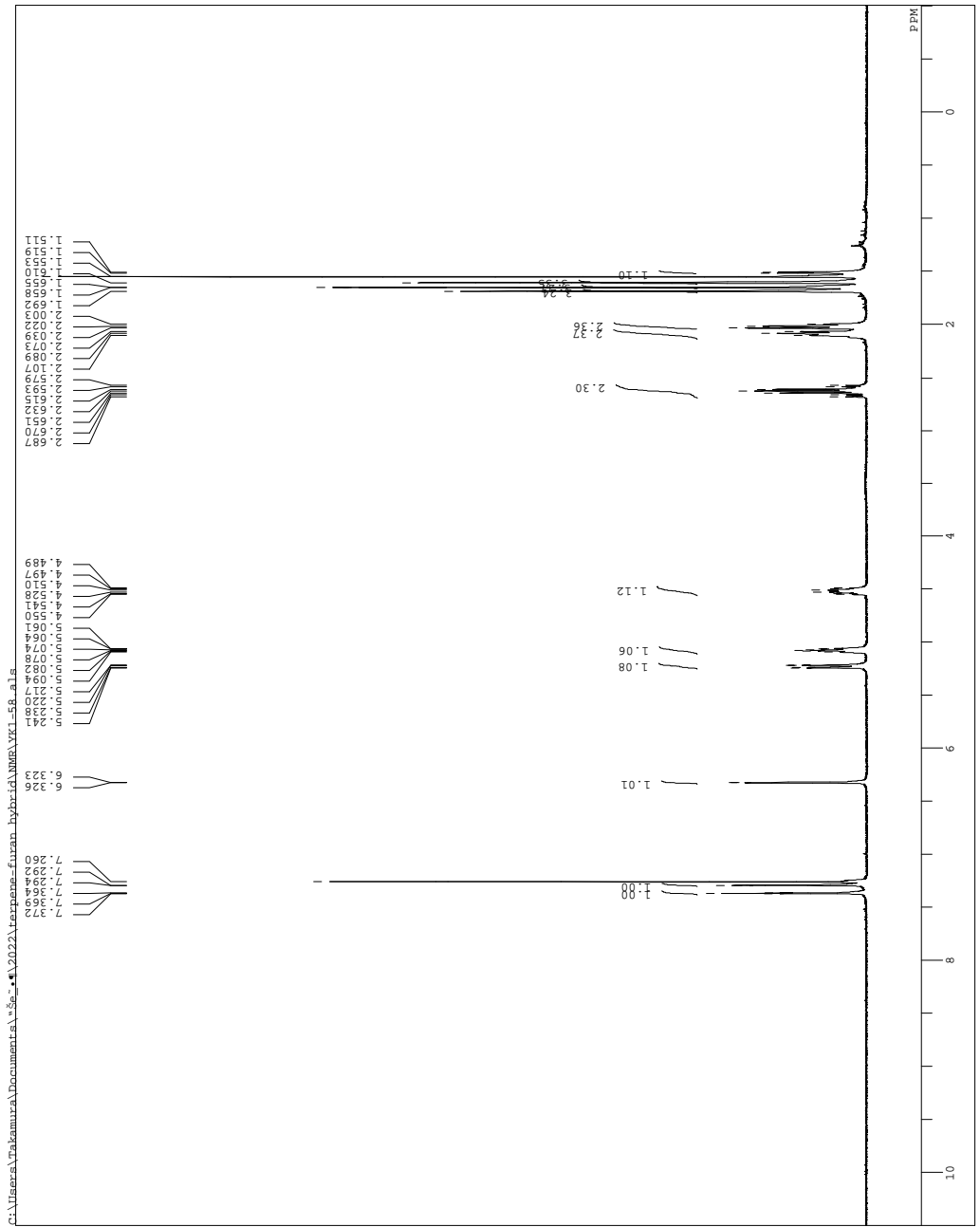
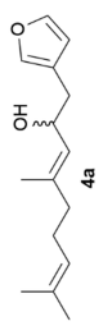
¹ H NMR Spectrum of 5	S2
¹ H and ¹³ C NMR Spectra of 4a	S3–S4
¹ H and ¹³ C NMR and NOE Spectra of 4b	S5–S7
¹ H and ¹³ C NMR Spectra of 4c	S8–S9
¹ H NMR Spectrum of 8	S10
¹ H and ¹³ C NMR Spectra of 4d	S11–S12
¹ H and ¹³ C NMR and NOE Spectra of 4e	S13–S15
¹ H and ¹³ C NMR Spectra of 4f	S16–S17
¹ H and ¹³ C NMR and NOE Spectra of 4g	S18–S20
¹ H NMR Spectrum of 11	S21
Effects of CuSO ₄ , Geraniol (1), (<i>S</i>)-Citronellol (10), Furan 12 , and Hybrid Molecules 4a–4i on Settlement and Mortality of Cypris Larvae (Figure S1)	S22–S26

FILE YK1-20.als
 COM1
 DATE Mon Jun 04 17:20:34 2018
 TIME 17:24
 NAME YK1
 EXPNO 1
 PROCNO 1
 OBSFQ 399.65 MHz
 OBSRT 124.00 kHz
 F1 10537.68 Hz
 POINT 1
 FREQ 7993.60 Hz
 ACQMS
 ACQON 4.0893 sec
 PD 2.9010 sec
 PULPROG zgpg30
 PRG 6.40 usec
 CTMP 25.8 C
 SLVNT CDCL3
 SREF 7.26 ppm
 RF 0.12 Hz
 RGAIN 0.21



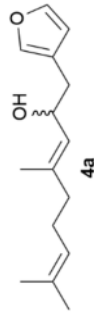
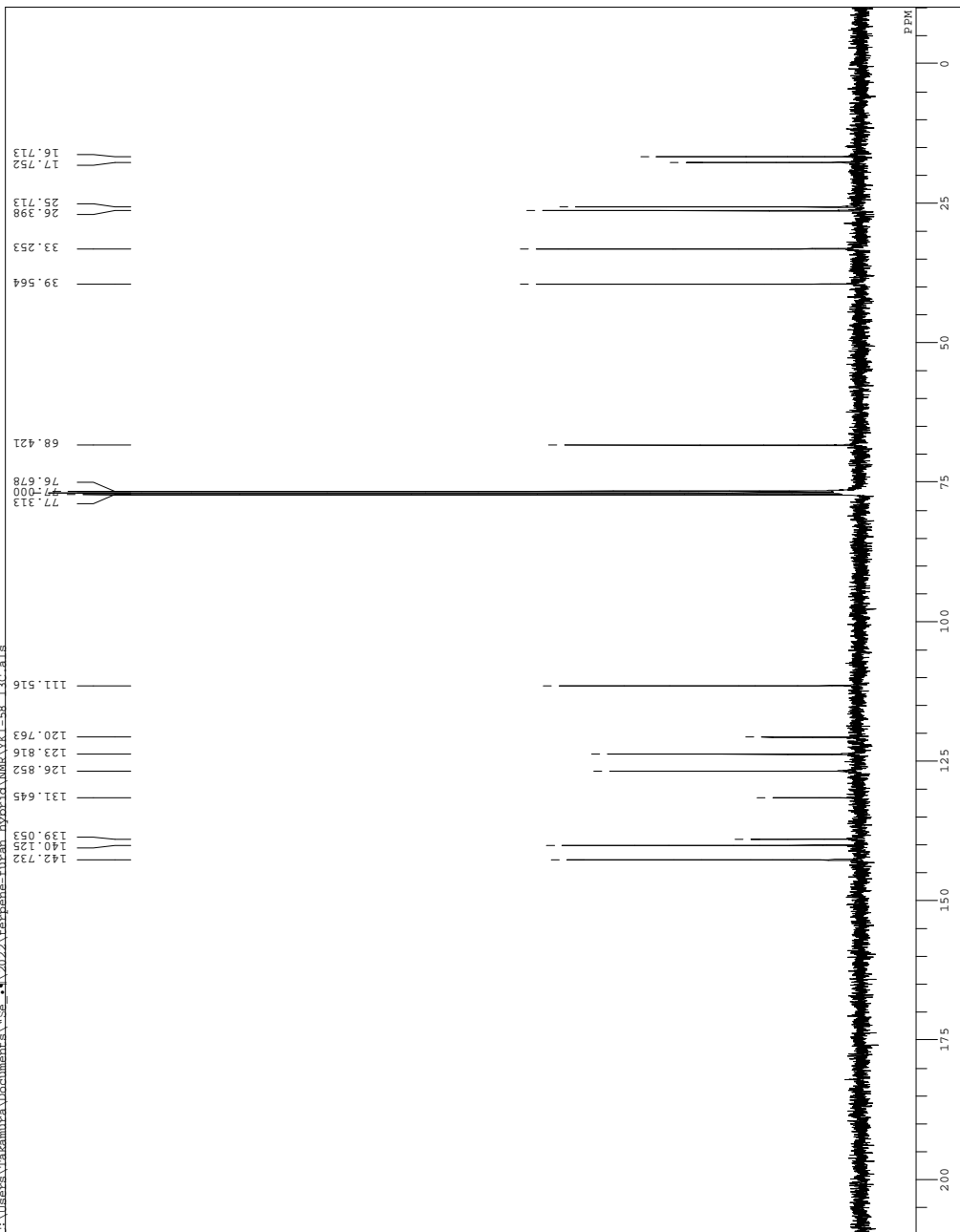
```

DRIFL YK1-58.a.1s
COMPT Wed Oct 10 22:02:54 2018
DATE
TIME
VOP
EXMOD NDN
OBFRQ 399.65 MHz
OBSAT 224.00 KHz
POINT 1052768 Hz
FREQ 7993.60 Hz
ACQMS
ACQMS 4.0993 sec
P.D. 2.9010 sec
INTEG 6.40 usec
INTEG 1H 26.0 c
SOLVENT CDCl3
PULSE BF 7.26 ppm
RGAIN 0.12 Hz
      21
  
```


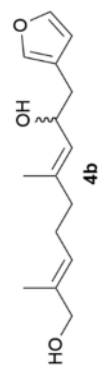


C:\Users\Takahara\Documents\18-4\2022\terpene-fuzan_hybrid\NMR\YK1-58_13c_als

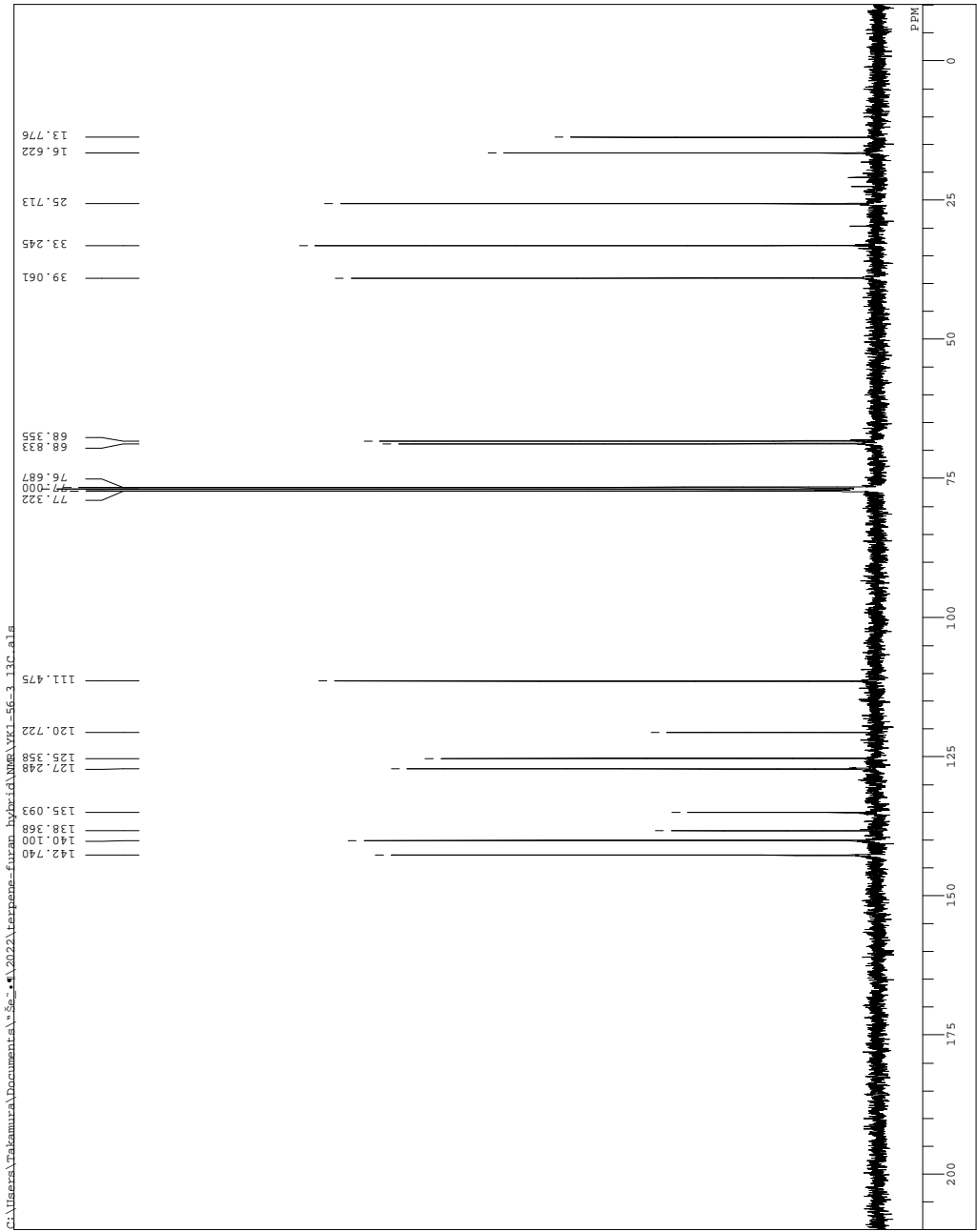
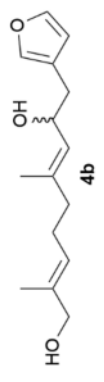
DEFILE YK1-58_13c_als
COMNT Sat Oct 13 10:47:27 2018
DATEM
TIME 11:46
EXMOD BOM
ORFQ 100.40 MHz
ORFZ 10500.00 Hz
ORFN 32768
POINT 27117.480 Hz
RANG 1.2055 sec
ACQTM 1.7940 sec
PD 6.80 usec
INMUC 1H
INMUC 27.7 c
CTEMP CDCl3
EXGFB 77.00 PPM
BF 2.00 Hz
RGAIN 24



C:\Users\Takamura\Documents\Se_1\2022\terpene-furan_hybrid\NMR\SY-412\terpene-als
 FILE SY-412\terpene-als
 F2
 DATE_ 2022-12-14 11:12:50
 DATIM H1
 OBNTC H1
 XPRF 0
 PULPROG zgpg30
 SFO s2pul
 OSF2 399.91 MHz
 OSF1 1.99 KHz
 F2 320.0 Hz
 F1 6410.26 Hz
 SCA NS
 SCANS 32
 PD 1.500 sec
 PDS 1.500 sec
 PWD 7.15 usec
 PWT 37.0 C
 TEMPC
 CREF
 SLVNT cdcl3
 EXREF 7.26 PPM
 RGAIN 0.48

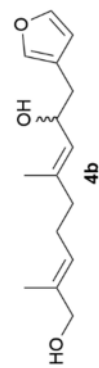
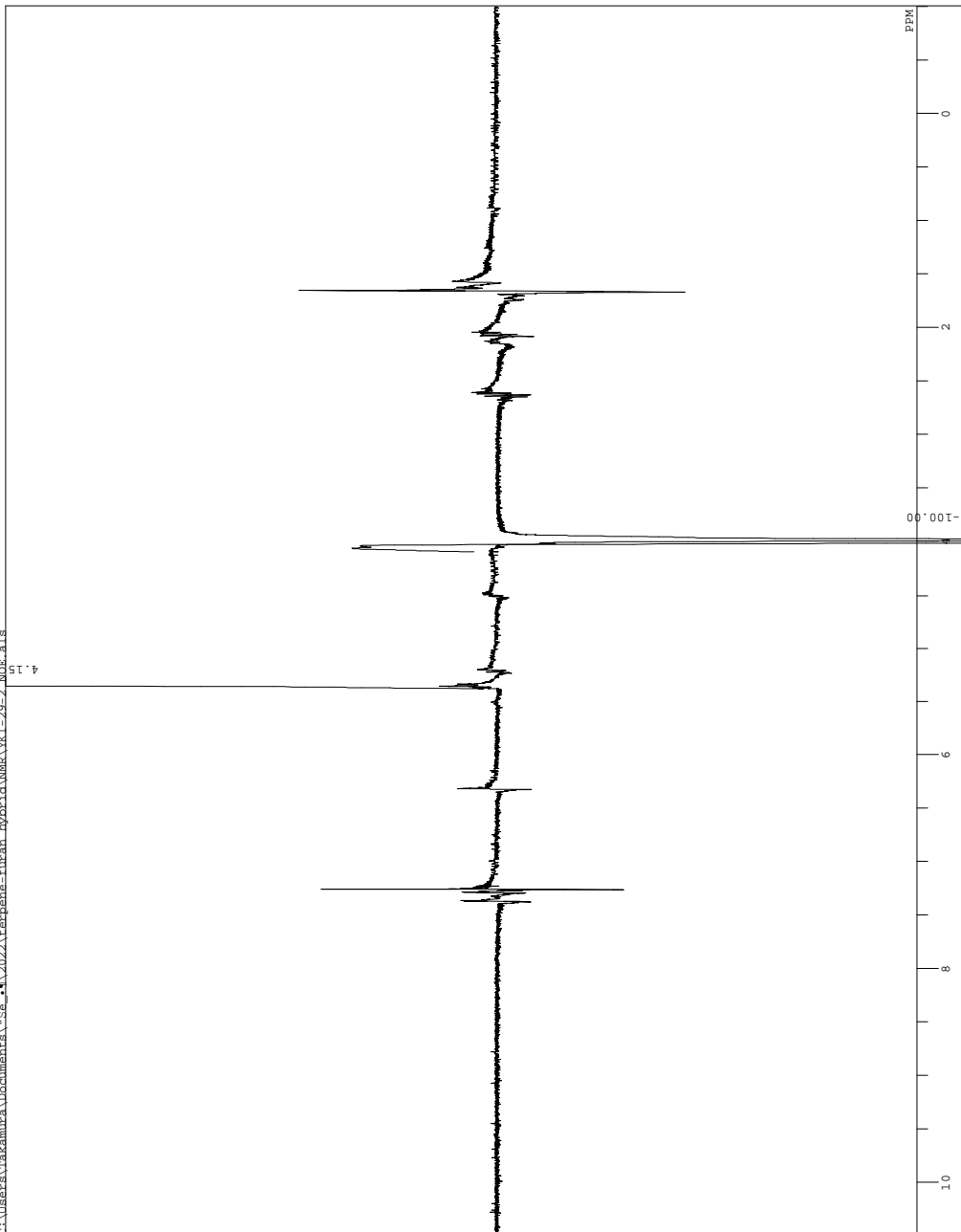


D:\Users\takamura\Documents\5g-4\2022A\terpene-furan_hybrid\NMR\YK1-56-3 13C.als
 DATEM Tue Oct 16 18:18:23 2018
 OBNUC 13C
 XPRD BCM
 XREF
 OBSFT 100.40 MHz
 OBSFQ 125.00 MHz
 OBSFN 10500.00 Hz
 P1 1.700 sec
 PRNU 27173.90 Hz
 FREQ 430
 SCANS 1.700 sec
 PDQT 6.80 usec
 FWH
 LRNUC 1H 27.9 C
 SLVNT CDCL3 77.00 ppm
 EXREF
 RGAIN 2.20 Hz

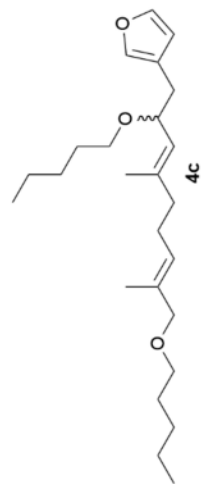



C:\Users\takamura\Documents\Se_4\2022\ terpene-furan_hybrid\NMR\YK1-29-2_NOE.als

DETE YK1-29-2 NOE.als
DATE Tue Jun 19 16:29:41 2018
NAME H
PULSE PROGRAM DEFNOE
PROBHD 5
PULPROG zgpg30
ORFREQ 399.65 MHz
OBSF1 400.138 MHz
OBSF2 105.32768 MHz
POINT 1
FREQ0 7993.60 Hz
ACQTM 4.0993 sec
PD 5.0000 sec
INSTRUM spect
MVIC 1H
TEMP 25.9 c
SOLVENT CDCL3
SOLNT CDCL3
RF 7.26 MHz
BF 0.12 Hz
RGAIN 20

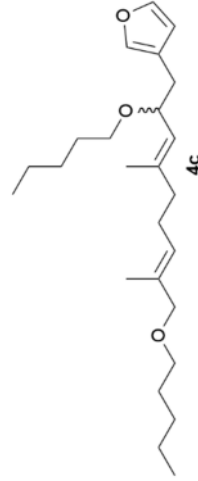
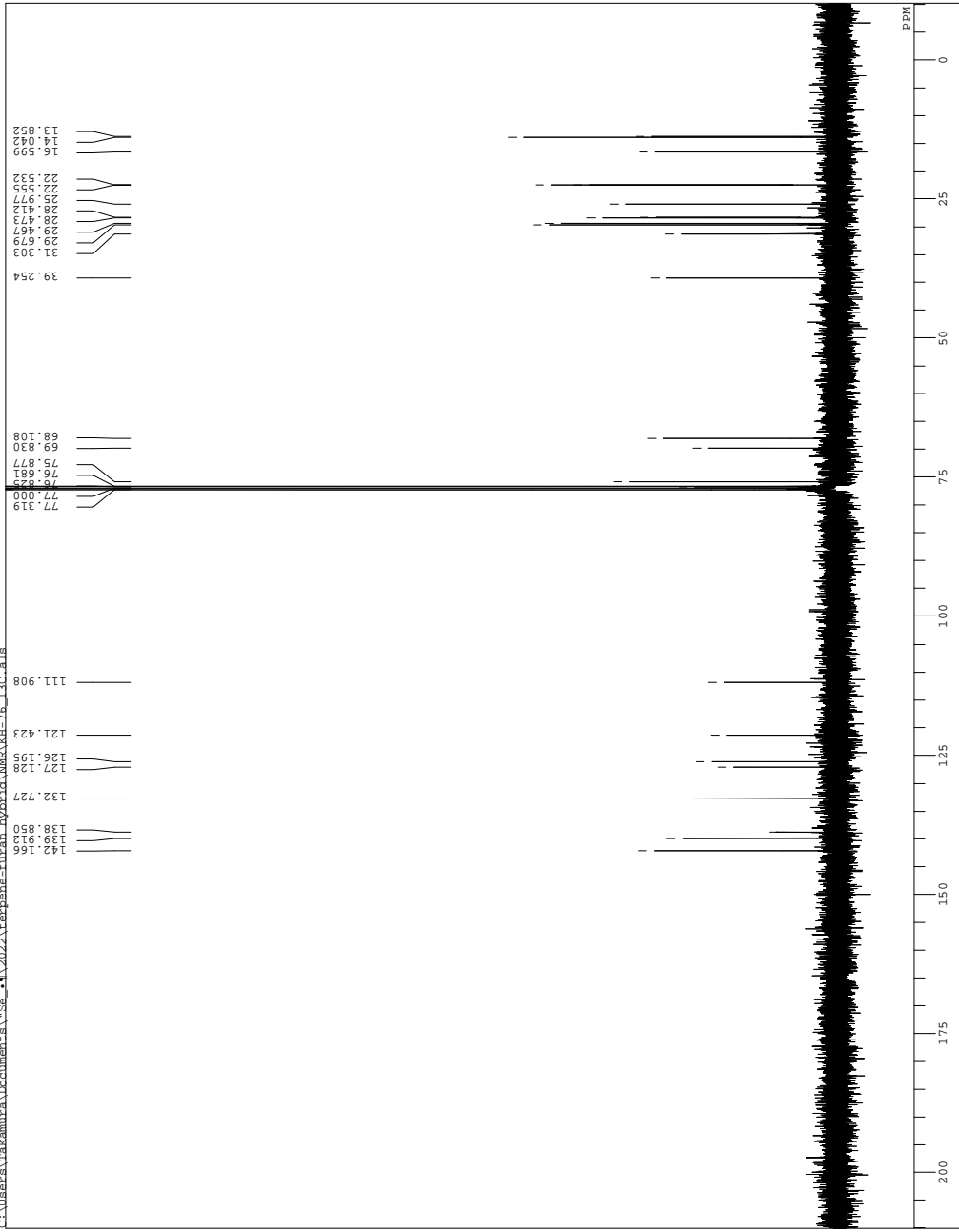


C:\Users\Takamura\Documents\se*\2022\terpan-furan_hybrid\NMR\KH-76_als
 FILE KH-76.als
 COMPT KH-75-1
 DATE 01-19-06-05 15:40:04
 ORNTC H
 ORNTS 2
 EXMOD s2pul 399.81 MHz
 OBSFQ 1.95 MHz
 OBSPT 2.00 Hz
 POINT 6410.32 Hz
 PULPROG zgpg30
 SCANS 3
 ACQTM 3.5000 sec
 DELT 1.7500 usec
 PUL 1.7500 usec
 IRNUC
 STPM cdc13 30.0 c
 EXREF 7.26 ppm
 BF 0.12 Hz
 RGAIN

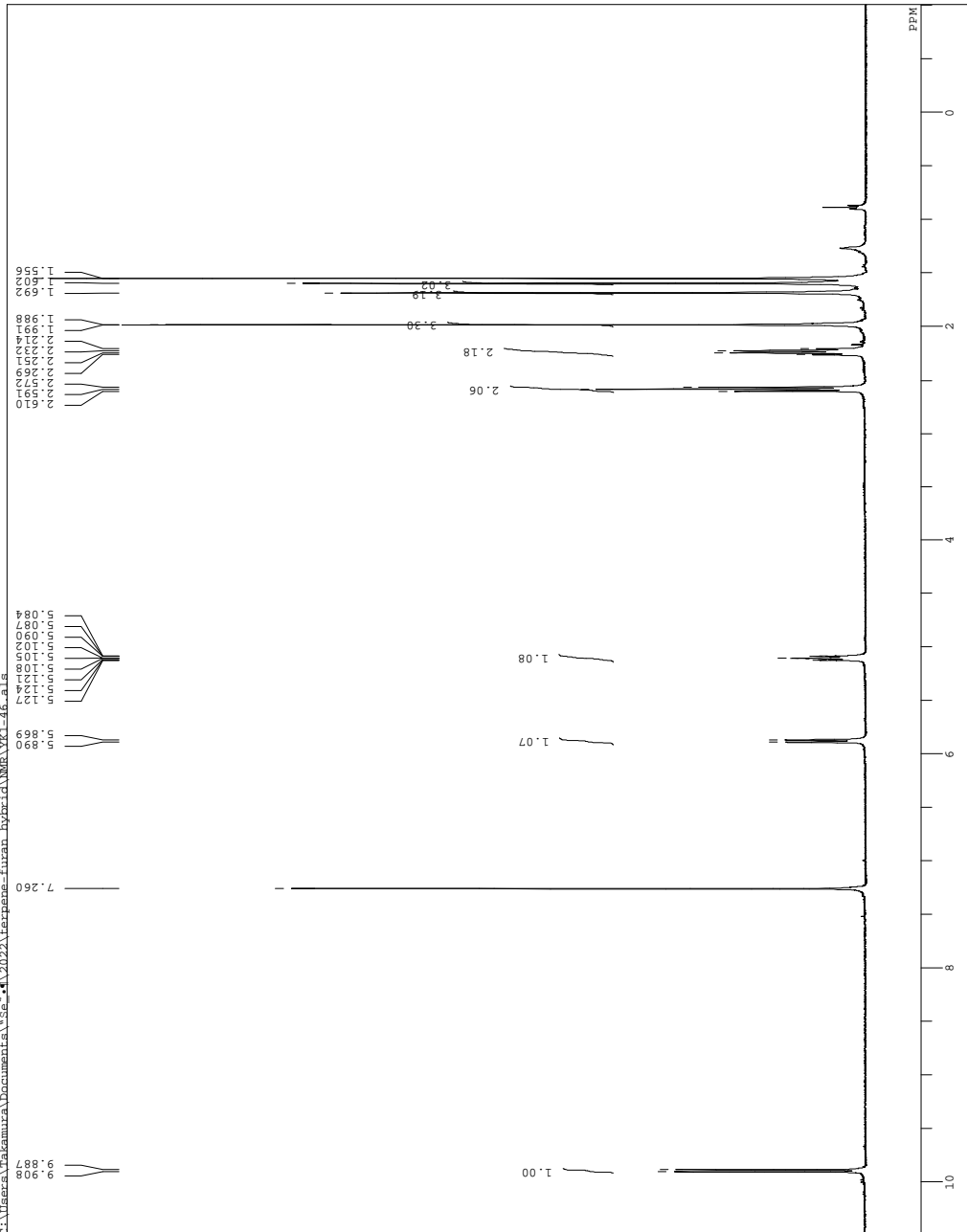
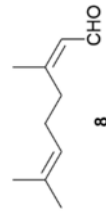


C:\Users\takamura\Documents\Se...1\2022\terpene-furan_hybrid\NMR\KH-76_13c_als

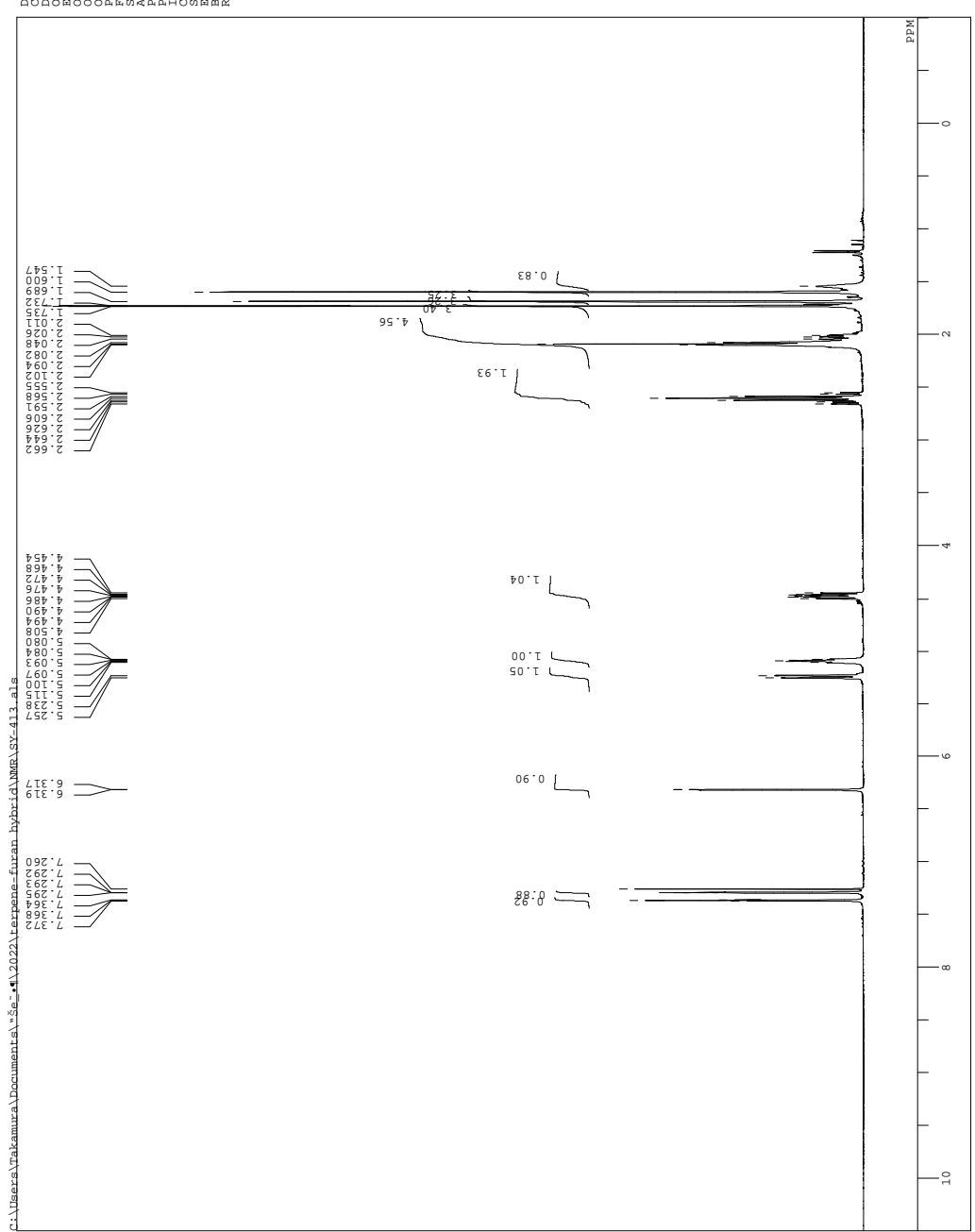
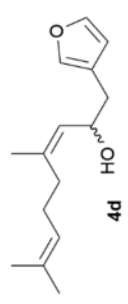
DATE KH-76_13c_als
COMPT 2019-06-08 14:09:22
DATIM 2019-06-08 14:09:22
EXMOD s2pul
OBSFQ 100.56 MHz
OBSF2 8.30 KHz
OBSF1 8.30 KHz
PULPROG zgpg30
PROBHD 5 mm QNP 1H/13
FREQ 25000.00 Hz
NUC1 13C
NUC2 13C
ACQTM 1.3187 sec
PD 5.75 usec
T1 30.0 c
T2 30.0 c
TE 30.0 c
SOLVENT cdcl3
SOLWT 77.00 ppm
SOLBSF 0.12 Hz
RGAIN 60




C:\Users\Takanura\Documents\2022\terpene-furan_hybrid\NMR\VK1-46.a1s
 D:\Users\Takanura\Documents\2022\terpene-furan_hybrid\NMR\VK1-46.a1s
 FILE VK1-46.a1s
 COMPT F1 Sep 21 21:33:12 2018
 DATE F1
 EXMOD NON
 OBFRQ 399.65 MHz
 OBSFQ 1050.00 Hz
 POINT 32768
 SCANS 7993.68 Hz
 ACQTM 4.0993 sec
 PD 2.9010 sec
 P1 6.40 usec
 IRRUC 1H 27.3 c
 CTMP CDCL3
 EXREF BF 7.26 ppm
 BF 0.12 Hz
 RGAIN 20




DFILF SY-413.als
 COMPT 2022-12-14 16:09:58
 OBNUC H1
 EXMOD s2pul
 OBSAQ 399.91 MHz
 OBSFQ 1.93 MHz
 OFEIN 2.00 Hz
 FIDIN 6427.8 Hz
 FIDIN 6410.32 Hz
 SCANS 3.5000 sec
 ACQTM 1.7015 usec
 PUL 1.7015 usec
 IRNUC 37.0 c
 STANT cdcl3 7.26 ppm
 EXREF 0.12 Hz
 BF 4.2 Hz
 RGAIN



C:\Users\takamura\Documents\5e_4\2022\terpene-furan_hybrid\NMR\k1-61_13c_als
 DPFILE k1-61_13c_als
 DATIN Tue Oct 16 20:13:25 2018
 OBNUC 13C
 P1 100.00 MHz
 OBSF1 125.00 KHz
 OBSF2 10500.00 Hz
 FREQ1 27173.96 Hz
 SCANS 320
 AQC 1.200 sec
 PD 1.640 usec
 PULPROG zgpg30
 LRENOC 1H 27.7 C
 SLSVNT CDCL3 77.00 PPM
 EXREF 2.24 Hz
 RGAIN

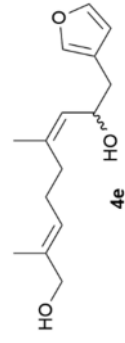
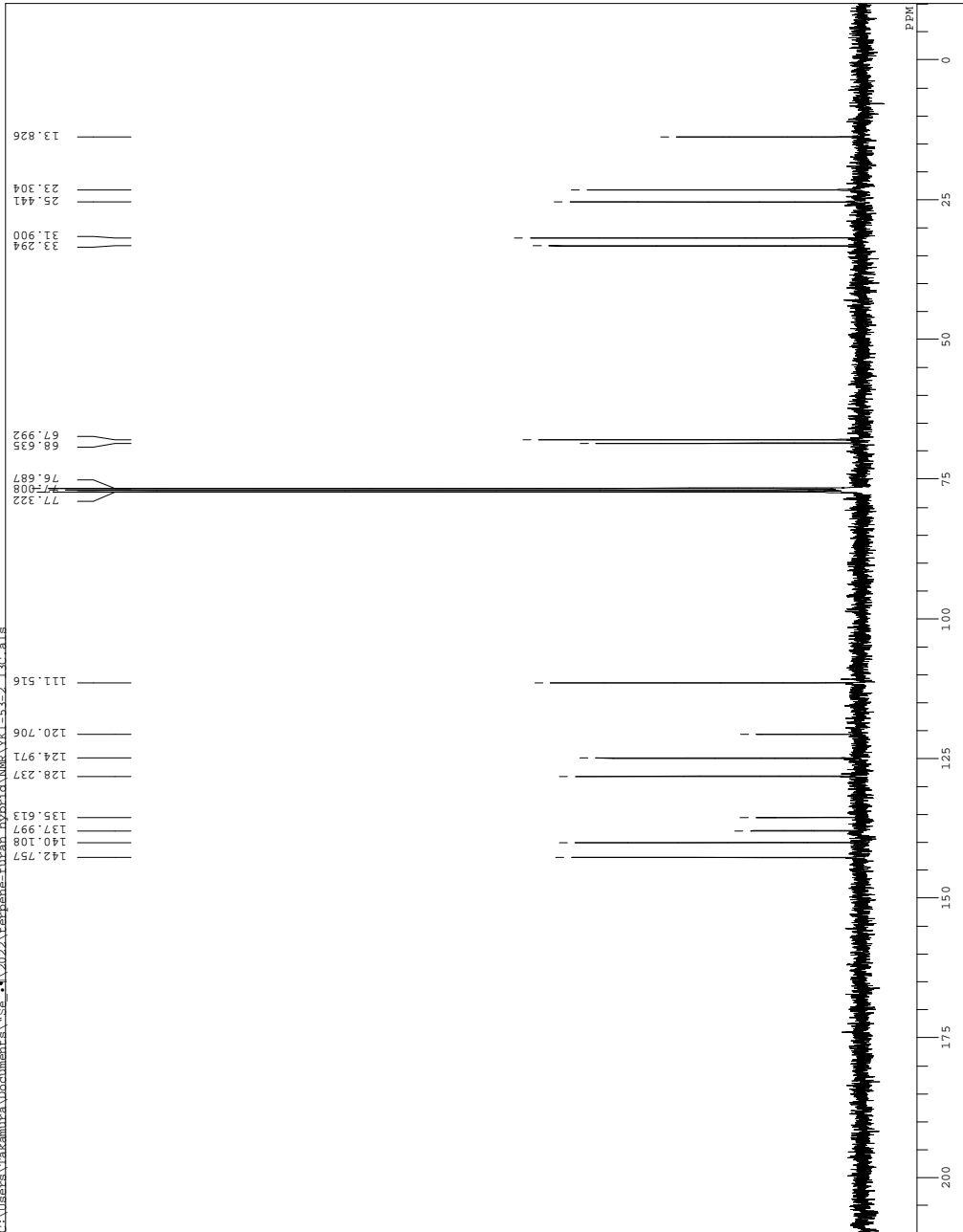


C:\Users\Takanura\Documents\NMR\NMR\VK1-53-2_als
 FILE VK1-53-2_als
 DATE Mon Oct 15 21:48:08 2018
 ORBIT 1H
 PULSE prog
 PROC NO
 APROG NON
 ORBIT 399.65 MHz
 OBSERVE 134.00 KHz
 OFFSET 1.0590100 Hz
 DECOUPLE 79831.60 Hz
 FREQ0 79831.60 Hz
 SCANS 4.0898
 SCA1 2.9010 sec
 PL1 6.40 usec
 PL2
 PL3
 PWR 1H
 ATTEM 25.8 C
 ALPH
 SLVNT CDCL3
 EXREF 7.26 ppm
 RGAIN 0.17



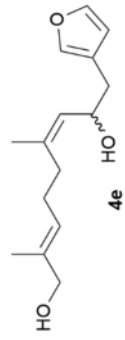
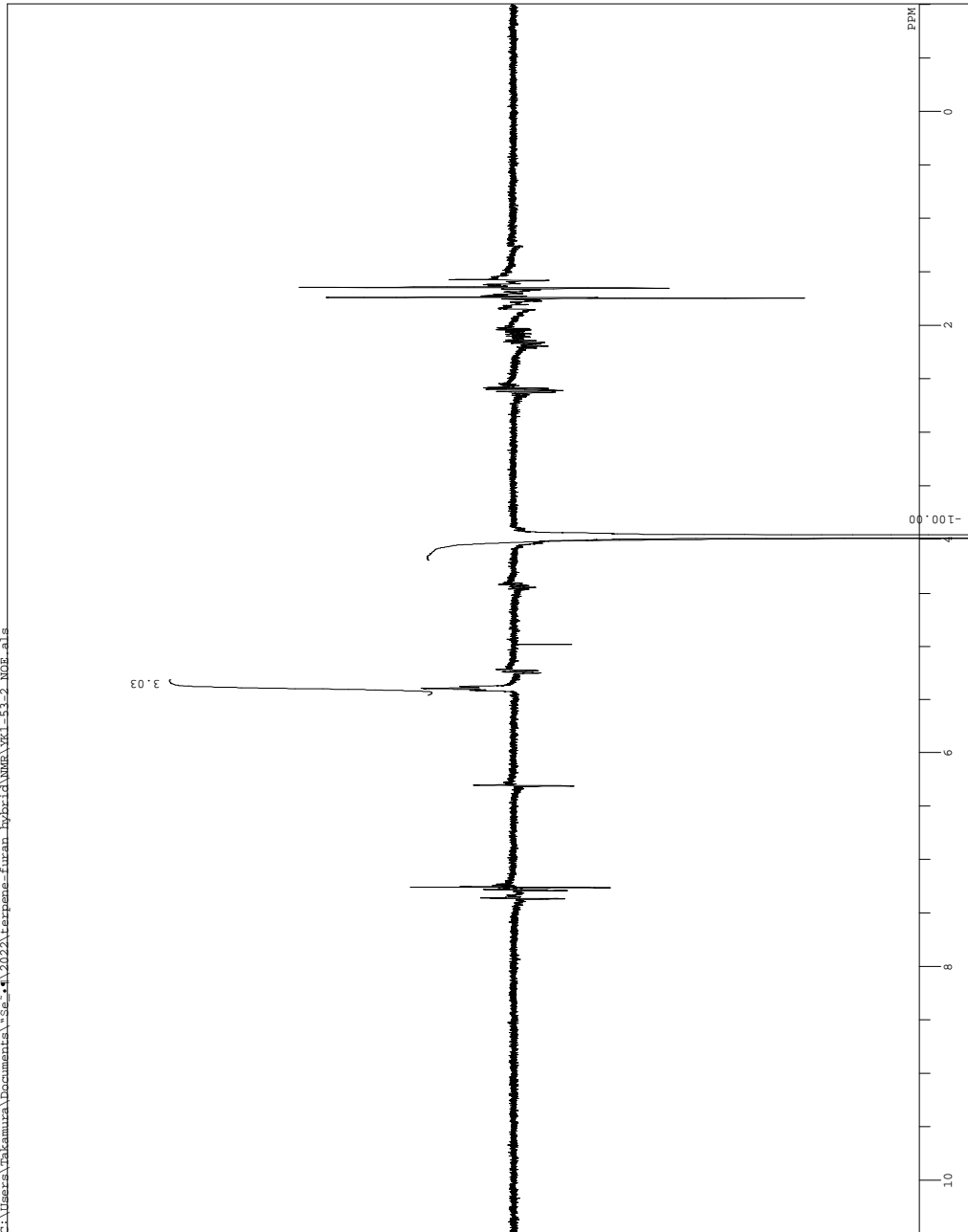
C:\Users\Takamura\Documents\4\2022\terpene-furan_hybrid\NMR\YK1-53-2_13C.nls

DFILE YK1-53-2_13C.nls
COMPT TUE Oct 16 10:20:20 2018
ORMC 13C
EXMOD BCM
OBSO 100.46 MHz
PULPROG zgpg30
OBFTN 10500.00 Hz
F0 120.70 KHz
POINT 271.7378 Hz
SCANS 370
ACQTM 1.2059 sec
PRG 1.6240 sec
PUL 6.240 usec
IRNMIC LH 27.9 c
SOLVENT CDCL3
EXREF BF 77.00 PPM
BF 2.50 Hz
RGAIN 24



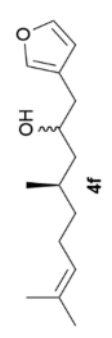

C:\Users\Fukamura\Documents\2022\terpene-furan_hybrid\NMR\YK1-53-2_HOF.a1s

DFILE YK1-53-2_HOF.a1s
COMPT F1 Oct 05 20:20:49 2018
NAME F1
ORNAME F1
EXMOD DIFNOE
OBPRO 399.65 MHz
OBPULP 10.64 Hz
OBSFQ 10500.00 Hz
POINT 32768
SCANS 164
ACQTM 4.0983 sec
PD 5.0000 sec
P1 12.50 usec
IRNUC 1H 26.0 c
CTEMP CDCL3 7.26 ppm
XREF BF 0.12 Hz
RGAIN 19



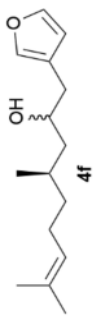
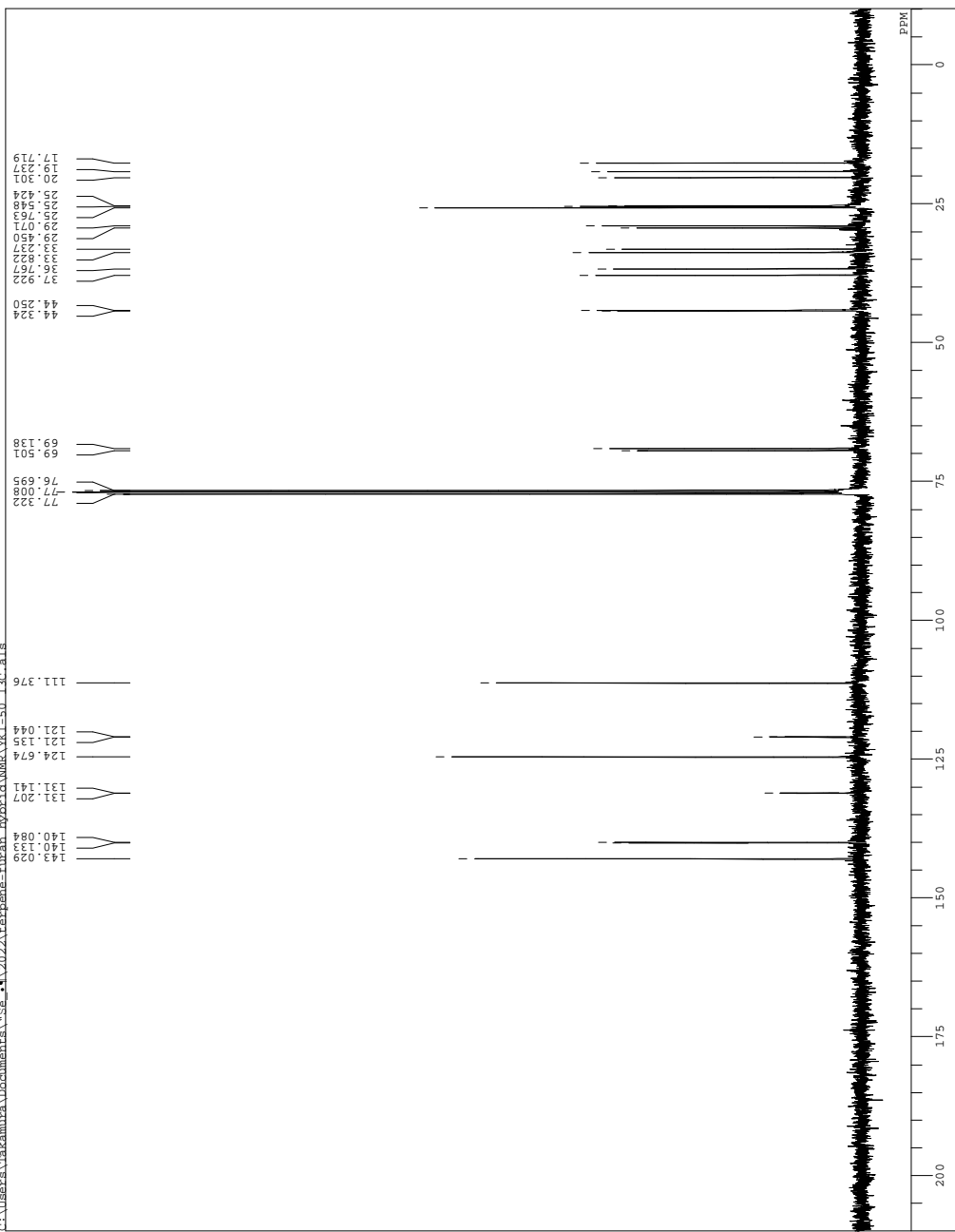
C:\Users\takamura\Documents\2022\karpene-furan-hybrid\NMR\SV-414.a1s

DETE SY-414.a1s
COMM 2022-12-14 16:53:58
DATE 2022-12-14 16:53:58
EXMOD 82pul
OBFRQ 399.91 MHz
OBSET 1.00 kHz
POINT 32768
FREQU 6410.26 Hz
CLOCK 30.000 MHz
ACQON 3.5000 sec
PD 1.5000 sec
FID 7.15 usec
PULPROG zgpg30
PRGNAME cdc13
CITEP 37.0 c
SOLNT cdc13
SLVNT 7.26 ppm
RFREF 0.12 Hz
RGAIN 4.4

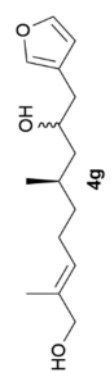



C:\Users\Takamura\Documents\5e_4\2022\terpene-furan_hybrid\NMR\VK1-50_13c_als

DTLE VK1-50_13c_als
CONT
DATE Mon Oct 15 11:45:00 2018
TIME 11:45:00
EXMOD BCI
PULSE 100.40 MHz
OBPRO 1015.00 kHz
OBSEI 1015.00 kHz
POINT 32768 Hz
FREQU 27173.90 Hz
ACQTM 1.2059 sec
PD 1.7940 sec
IRPAC 6.80 usec
IRPAC 1H 27.9 c
CTEMP CDCL3 77.00 ppm
SLVMT BF 2.00 Hz
RGAIN 25

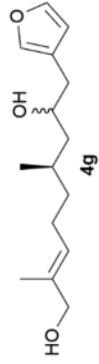
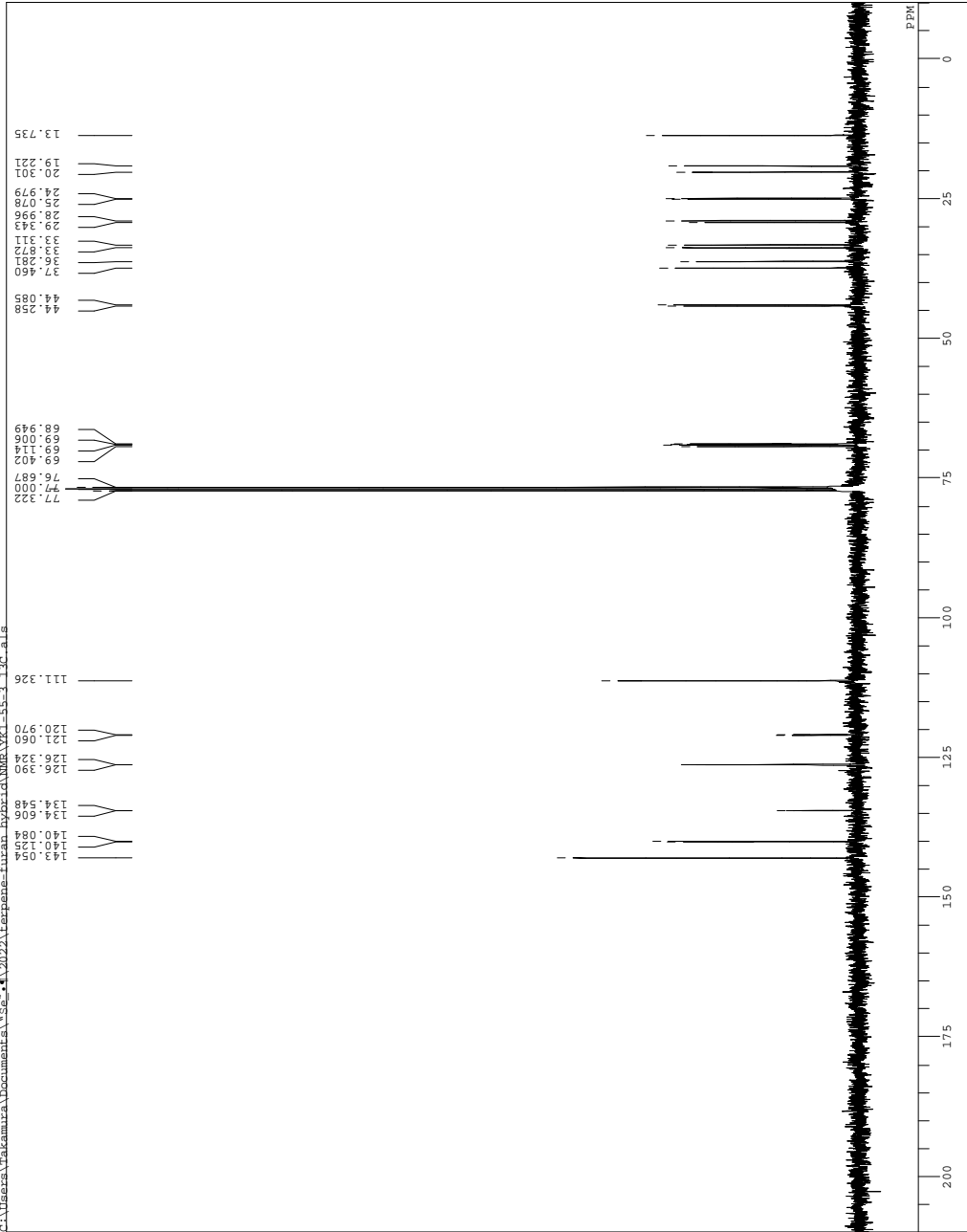


C:\Users\Takamura\Documents\Se-4\2022\terpene-furan_hybr\NMR\YK1-55-1_als
 DFIL YK1-55-3_als
 COM1 Wed Oct 17 10:07:55 2018
 ORMC 1H
 EXMOD NON
 OBSST 399.55 MHz
 OBSF 124.00 KHz
 OBSFIN 10500.00 Hz
 POINT 37.68 Hz
 SCANS 7995.6 Hz
 ACQTM 4.0993 sec
 PUL 2.20 usec
 PM1 2.20 usec
 IRRUC 1H 25.5 c
 SUMP CDCL3
 EXREF 7.26 PPM
 BF 0.12 Hz
 RGAIN 14



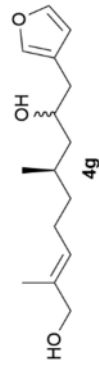
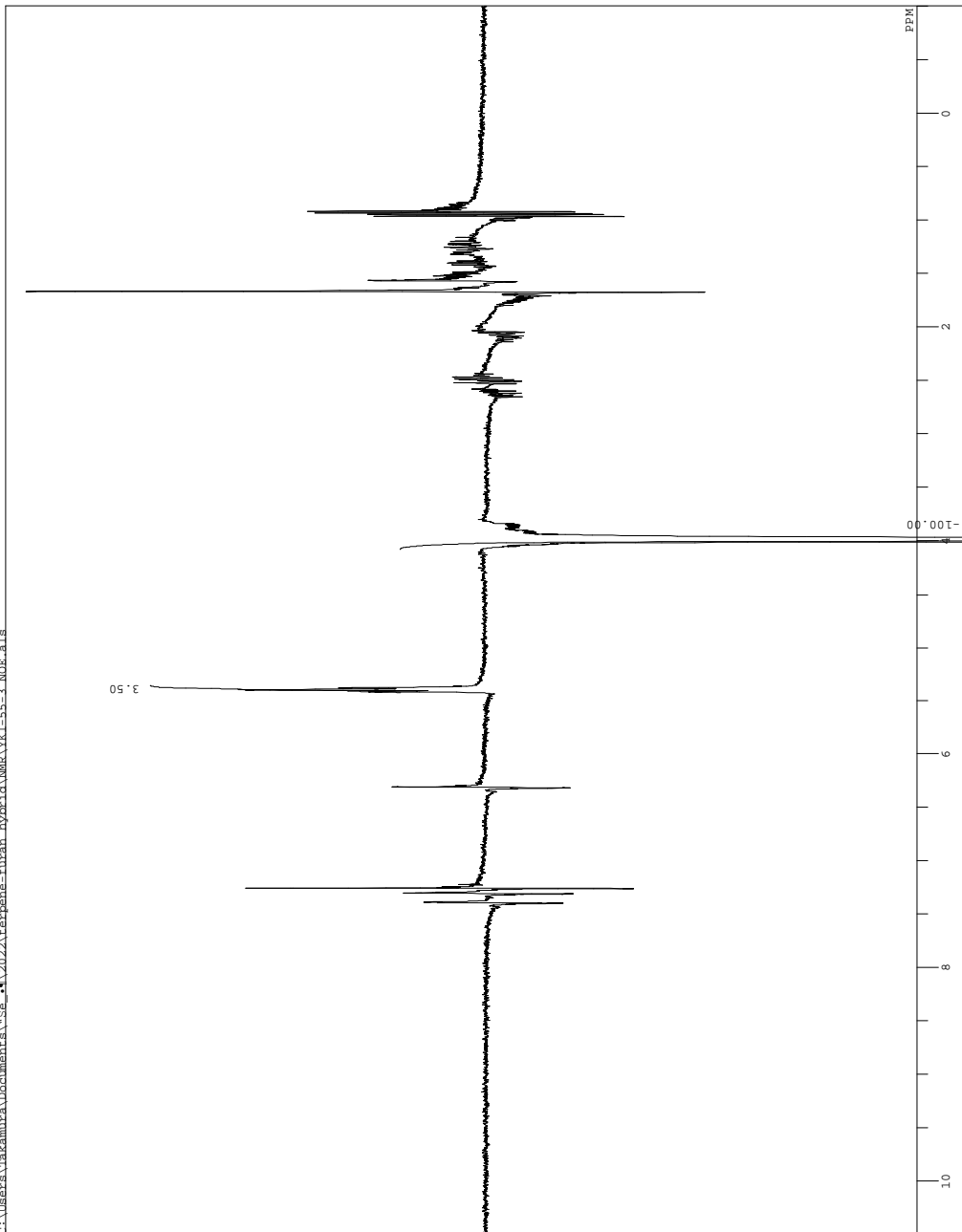
C:\Users\Takamura\Documents\Se_4\2022\terpene-furan_hybrid\NMR\YK1-55-3_13C_als

DATE YK1-55-3_13C_als
 TIME 9:51
 DATE Wed Oct 17 10:32:15 2018
 INSTR 13C
 PULPROG zgpg30
 PROCNO 13C
 AQ 1.00
 ORFPO BCM
 OBSFQ 100.40 MHz
 OBSRT 125.00 KHz
 PRGNAME 13C-13C
 DATE_ 10590708
 TIME_ 2713:90 Hz
 FREQD 2713.90 Hz
 SCANS 12860
 SCA1 1.2860 sec
 SCA2 1.7940 sec
 SCA3 6.80 usec
 PULPROG 1H
 PCYCLE 27.6 c
 TEMPC 77.00 PPM
 SOLVENT CDCL3
 SREF 77.00 Hz
 AXC 2.24
 RGAIN



C:\Users\Takahara\Documents\Se_4\2022\terpene-furan_hybrid\NMR\YK1-55-3 NOE.als

DFILE YK1-55-3 NOE.als
DATE_ TIME Wed Oct 03 20:42:27 2018
ORNUC 1H
EXMOD DIFNOE
PULPROG zgpg30
OBSF1 399.65 MHz
OBSF2 134.00 MHz
PROBHD 5mm QNP 1H/1
PULPROG 10500.00 Hz
PCPDPR 79837.60 Hz
SCANS 4
AQCTM 4.0093 sec
DELTA 5.1290 usec
PWL 1
IRNUC 1H 26.0 c
SOLVENT CDCL3 7.26 ppm
EXREF 0.13 Hz
RGAIN



FILE citronellal.als
NAME citronellal
DATE_ TIME 22-11-22 18:40:25
INSTRUM spect
PROBHD s2pul
PULPROG zgpg30
SFOFF 399.91 MHz
AQ 1.95 MHz
RG 2.00 Hz
EC 32.00 Hz
PC 6410.00 Hz
SCANS 32
AQT 3.5000 sec
RG 1.7015 sec
PWL 0.15 sec
IRNUC 20.0 c
CLUST 1
SLVNT cdcl3
EXREF 7.26 ppm
BF 0.12 Hz
RGAIN 40


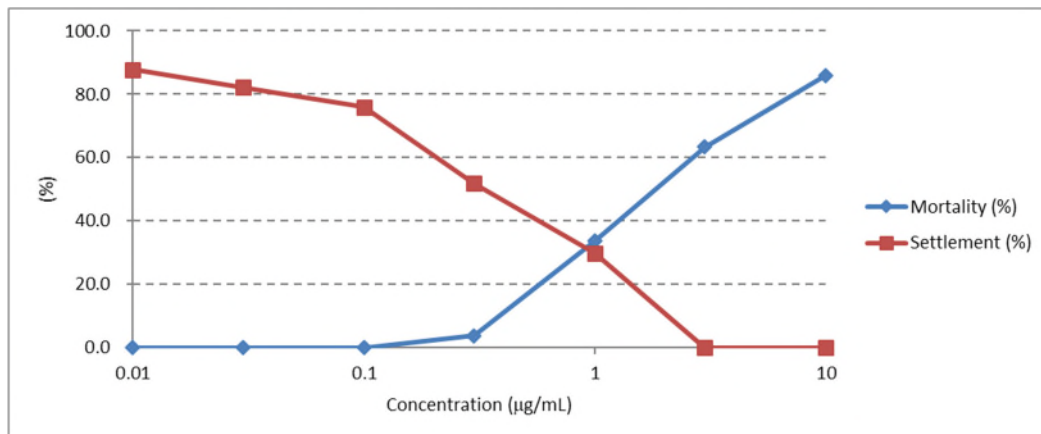
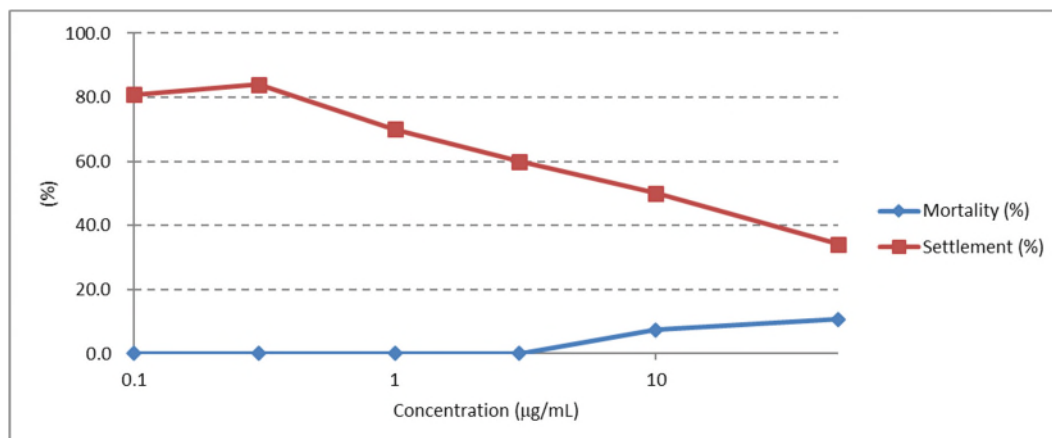


Figure S1. Effects of CuSO₄, geraniol (**1**), (*S*)-citronellol (**10**), furan **12**, and hybrid molecules **4a–4i** on settlement and mortality of cypris larvae.

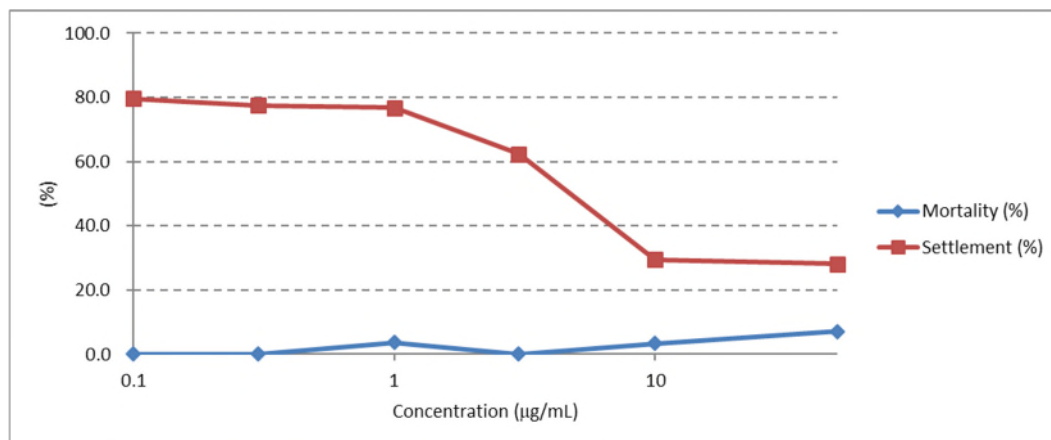
CuSO₄, control settlement = 86.1%



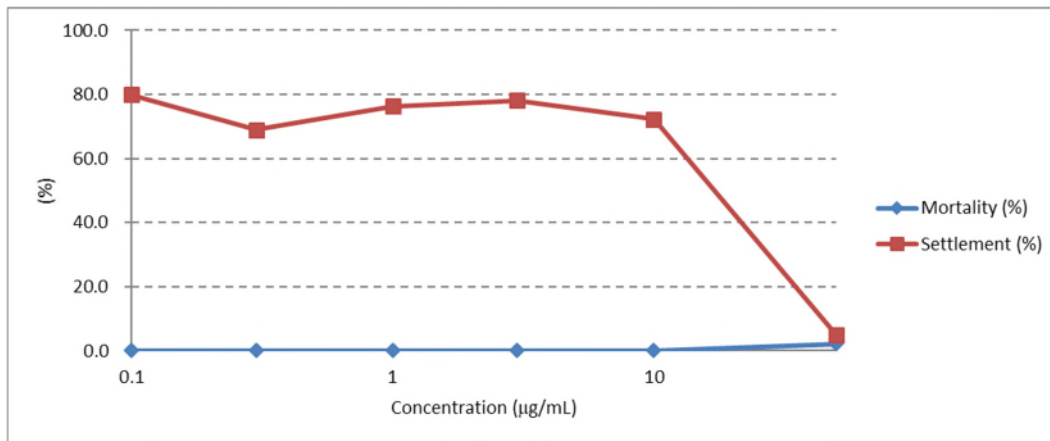
geraniol (**1**), control settlement = 80.0%



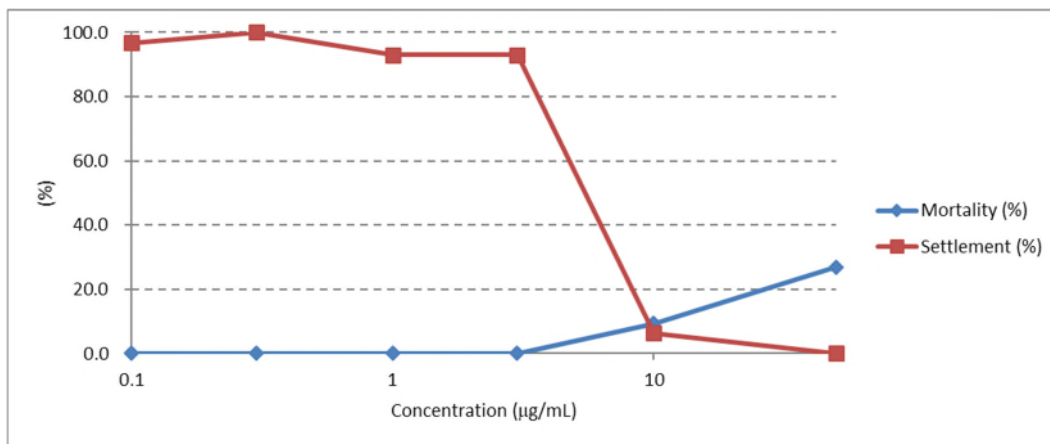
(*S*)-citronellol (**10**), control settlement = 83.0%



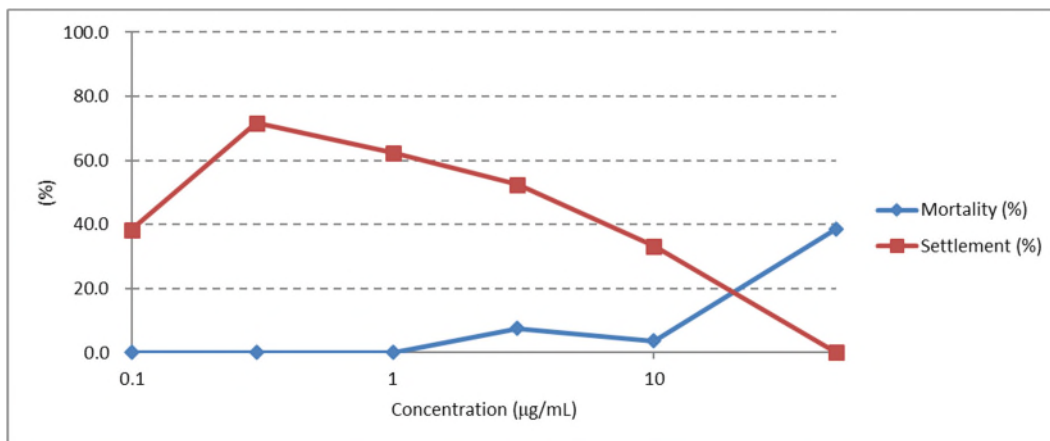
furan 12, control settlement = 79.4%



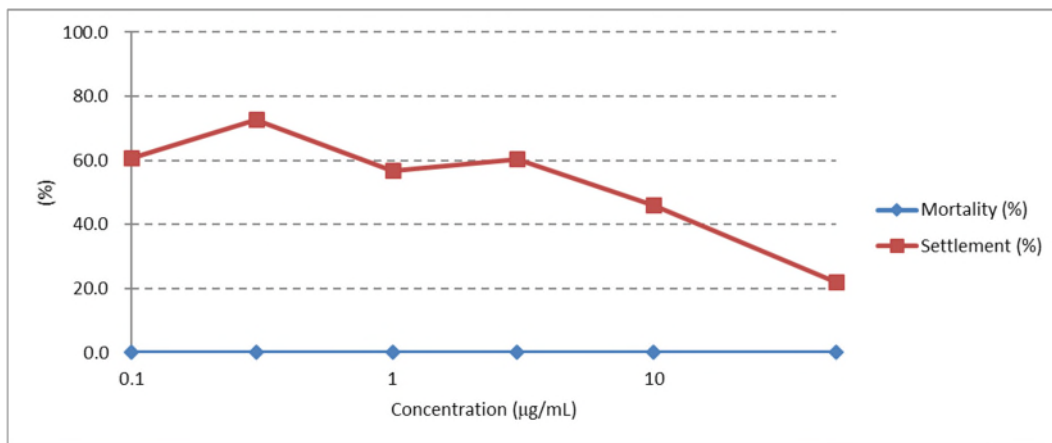
4a, control settlement = 96.3%



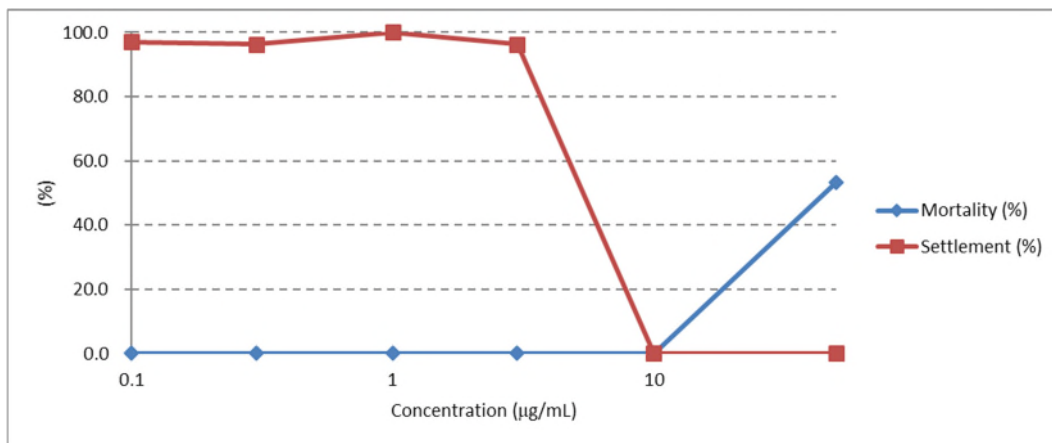
4b, control settlement = 97.2%



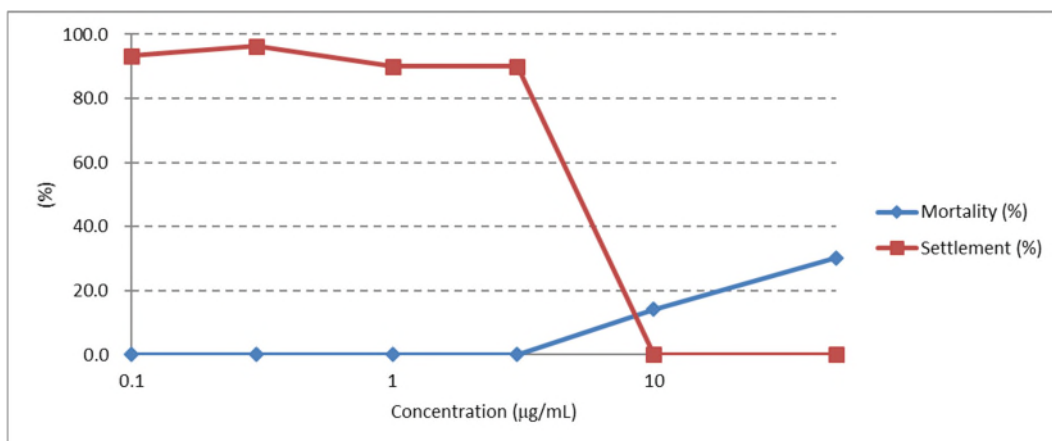
4c, control settlement = 100%



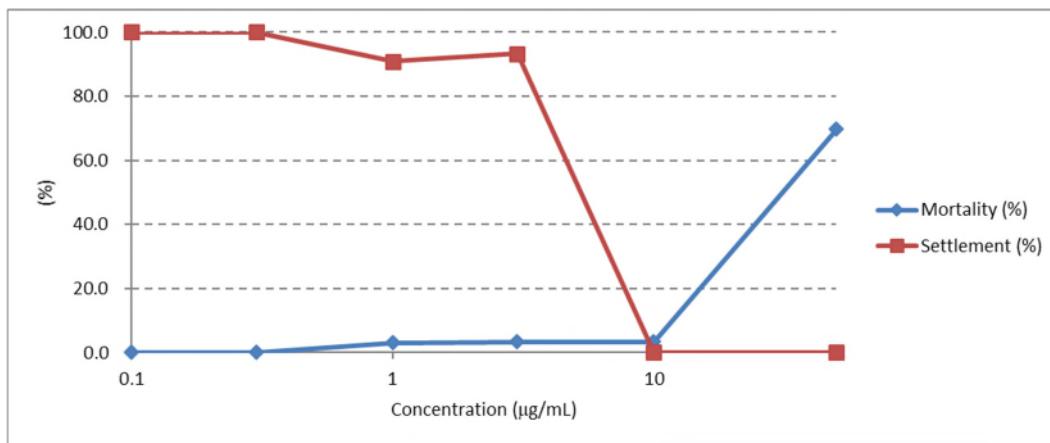
4d, control settlement = 98.3%



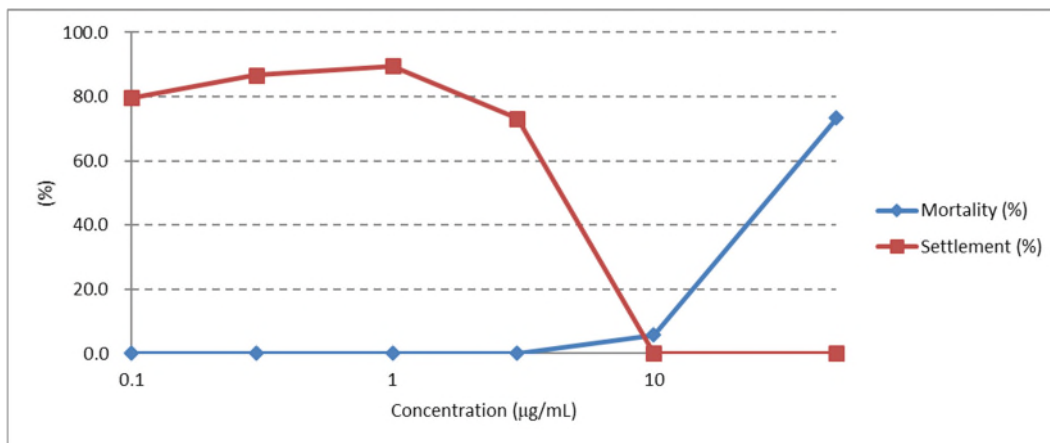
4e, control settlement = 92.0%



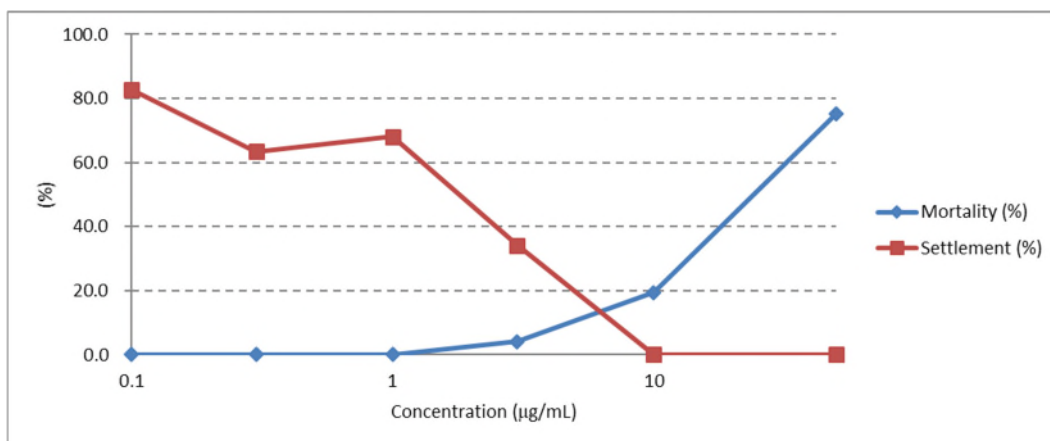
4f, control settlement = 98.3%



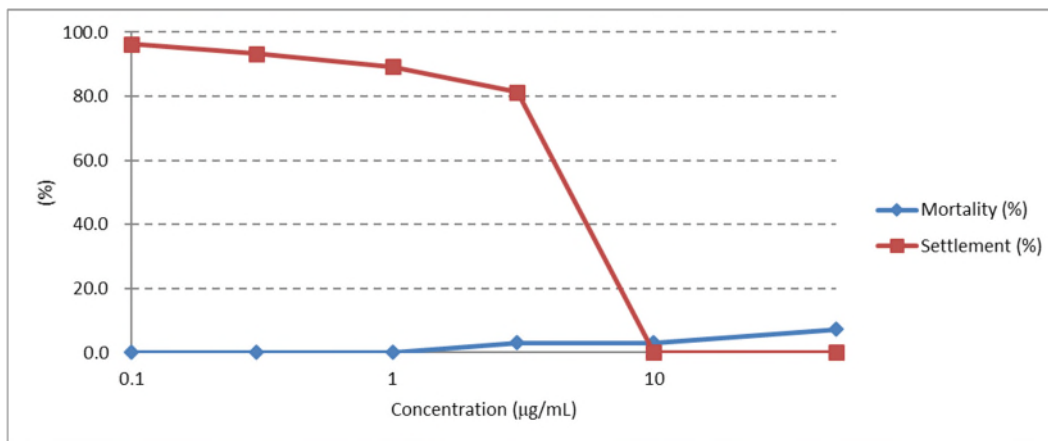
4g, control settlement = 92.0%



4h, control settlement = 92.0%



4i, control settlement = 92.0%



Settlement (%) = (number of settled larvae)/(total number of larvae)*100

Mortality (%) = (number of died larvae)/ (total number of larvae)*100

Settlement Inhibition (%) = (control settlement – each settlement)/(control settlement)*100

Settlement inhibition rates were used in probit analysis.