

Supporting Information for

**Synthesis of Triptycene-Containing Di-Oxazine Benzoxazine Monomer and
Main-Chain Triptycene-Polydimethylsiloxane-Benzoxazine Copolymer with
Excellent Comprehensive Properties**

Rui Yang,^[a] Lin, Xie,^[a] Nan Li,^[a] Pablo Froimowicz,^{*[b]} and Kan Zhang^{*[a]}

^[a] Research School of Polymeric Materials, School of Materials Science and Engineering, Jiangsu University, Zhenjiang 212013, China

^[b] Design and Chemistry of Macromolecules Group, Institute of Technology in Polymers and Nanotechnology (ITPN), UBA-CONICET, FADU, University of Buenos Aires, Intendente Güiraldes 2160, Pabellón III, subsuelo, Ciudad Universitaria (C1428EGA), Buenos Aires, Argentina

*: To whom correspondence should be addressed:

Pablo Froimowicz: pablo.froimowicz@fadu.uba.ar

Kan Zhang: zhangkan@ujs.edu.cn

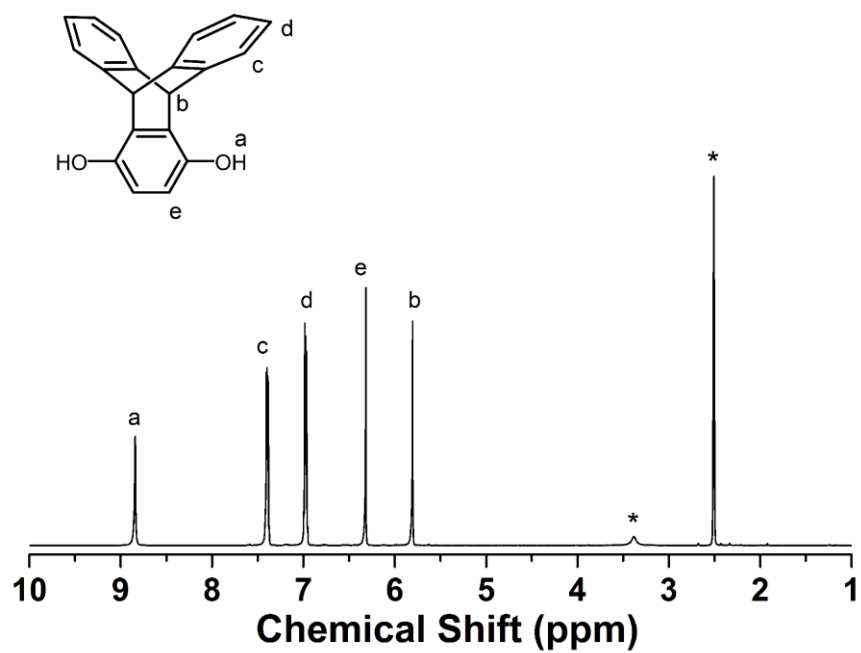


Figure S1. ¹H NMR spectrum of TB in DMSO-*d*₆.

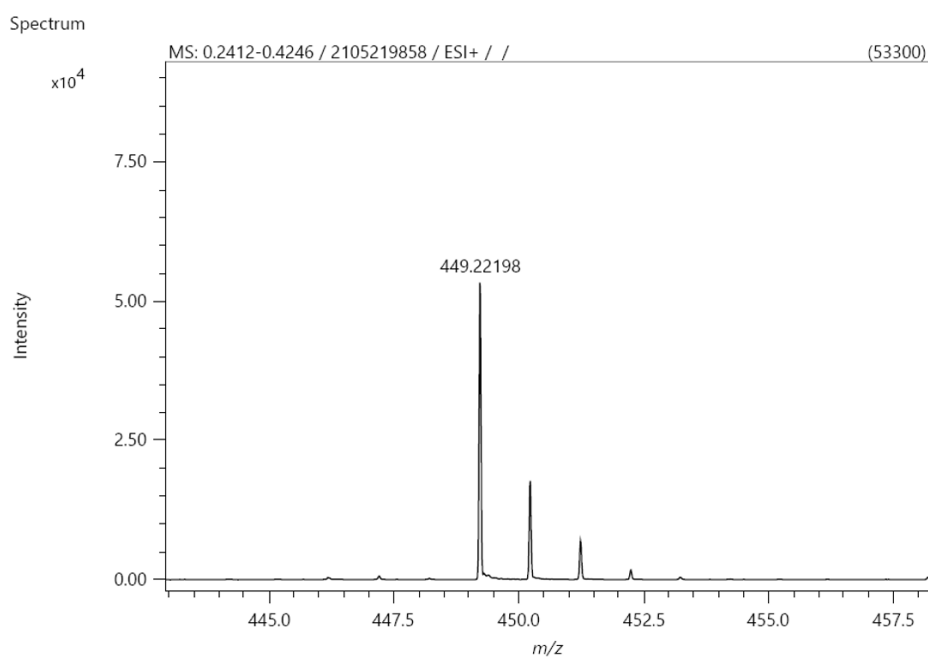


Figure S2. HRMS spectrum of TB-al.

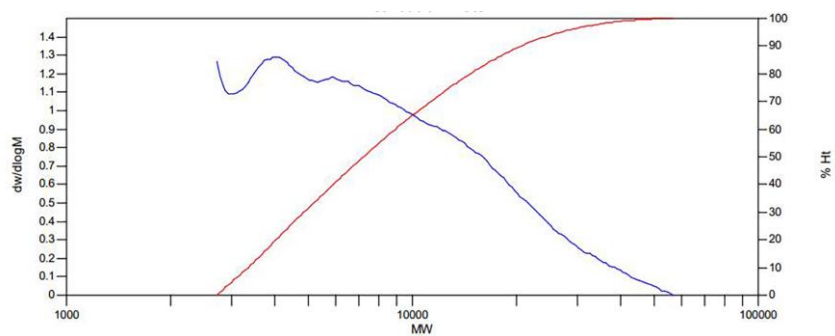


Figure S3. GPC distribution plots of TB-al-co-PDMS.

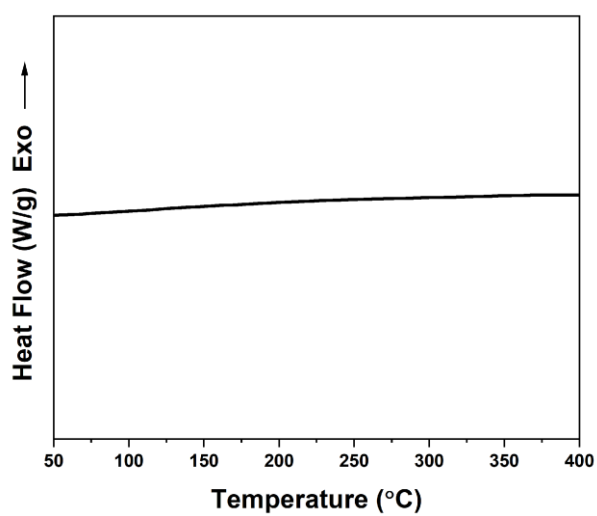


Figure S4. DSC thermogram of poly(TB-al-co-PDMS).

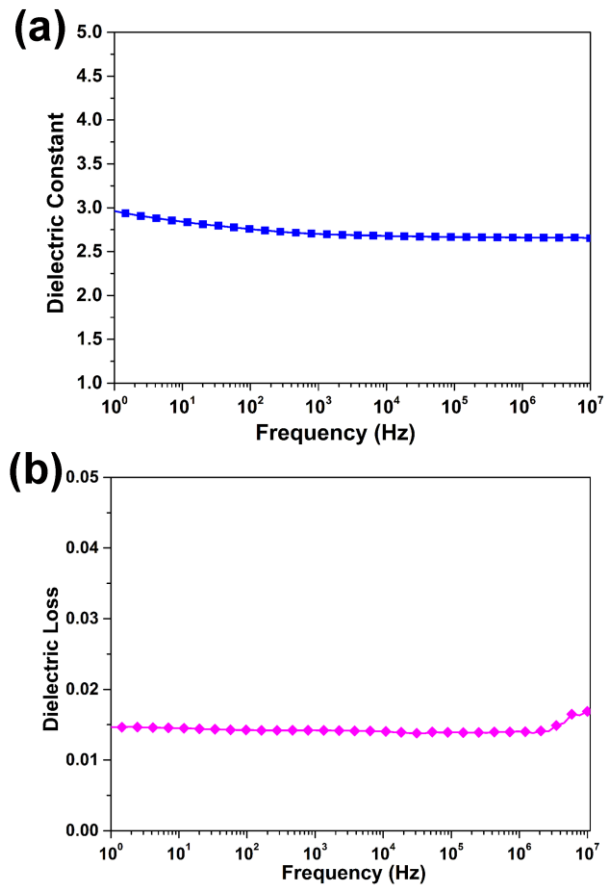


Figure S5. (a) Dielectric constant, (b) dielectric loss of **poly(TB-al-co-PDMS)** after 96 h of immersion in water as a function of frequency measured at room temperature.

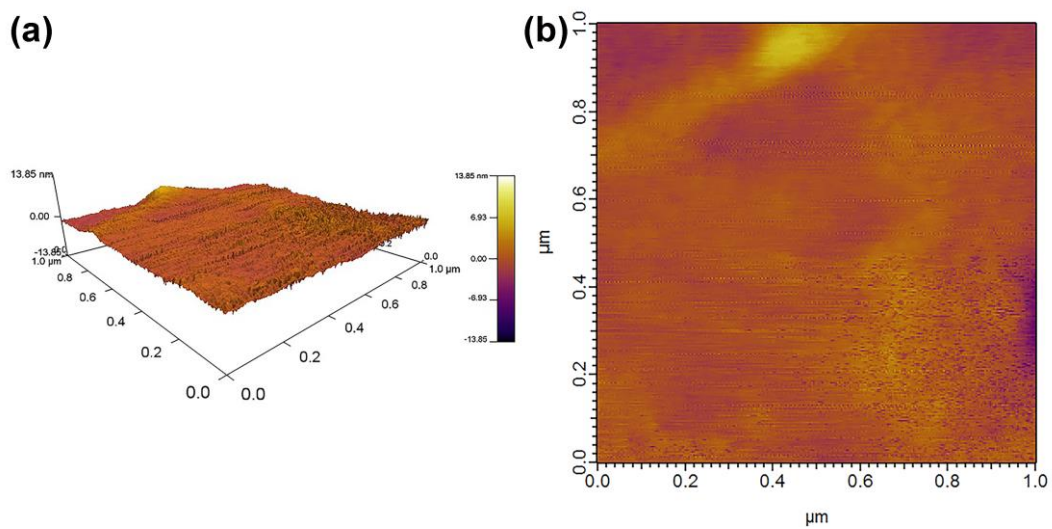


Figure S6. AFM images of **poly(TB-al-co-PDMS)** film.