

Synthesis of a new chlorin photosensitizer for photodynamic therapy against colon cancer

Jianjiao Chen^{†a}, Zhiqiang Chen^{†b}, Litao Tan^c, Jie Yang^c, Lei Shen^{c*}, Jun Deng^{d*}, Xin Jiang^{b*},
Dengfeng Zou^{a*}

a. School of Pharmacy, Guilin Medical University, Guilin, 541004, Guangxi, P.R. China. Email, zdf1226@126.com.

b. Affiliated Hospital of Guilin Medical University, Guilin 541000, Guangxi, P.R. China. Email: jiangxin402@163.com.

c. Department of Materials Engineering, Jiangsu Key Laboratory of Advanced Functional Materials, Changshu Institute of Technology, Changshu 215500, P.R. China. Email: leishen@cslg.edu.cn.

d. Department of thoracic surgery, Kunshan Hospital Affiliated to Jiangsu University, Kunshan, 215300, P.R. China. Email: yaya850830@126.com.

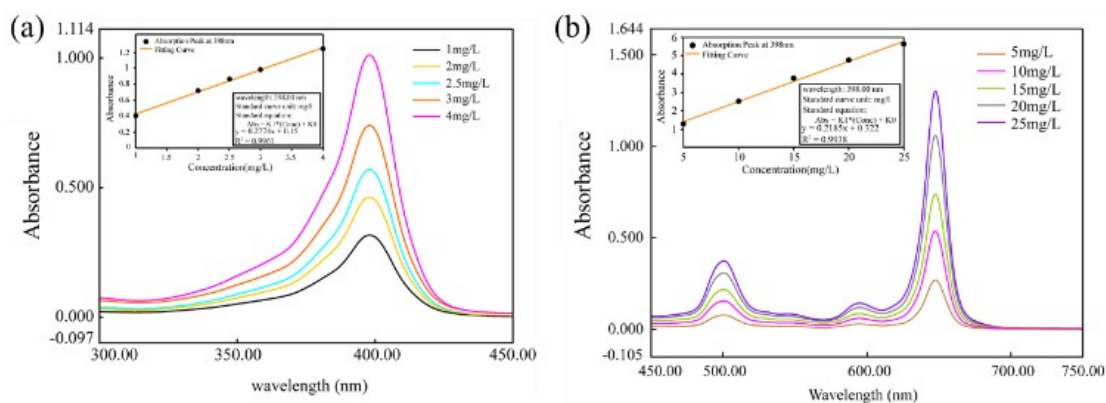


Fig. S1 UV-vis spectra of HCE6 under different wavelength: (a) Soret band. (b) Q band.

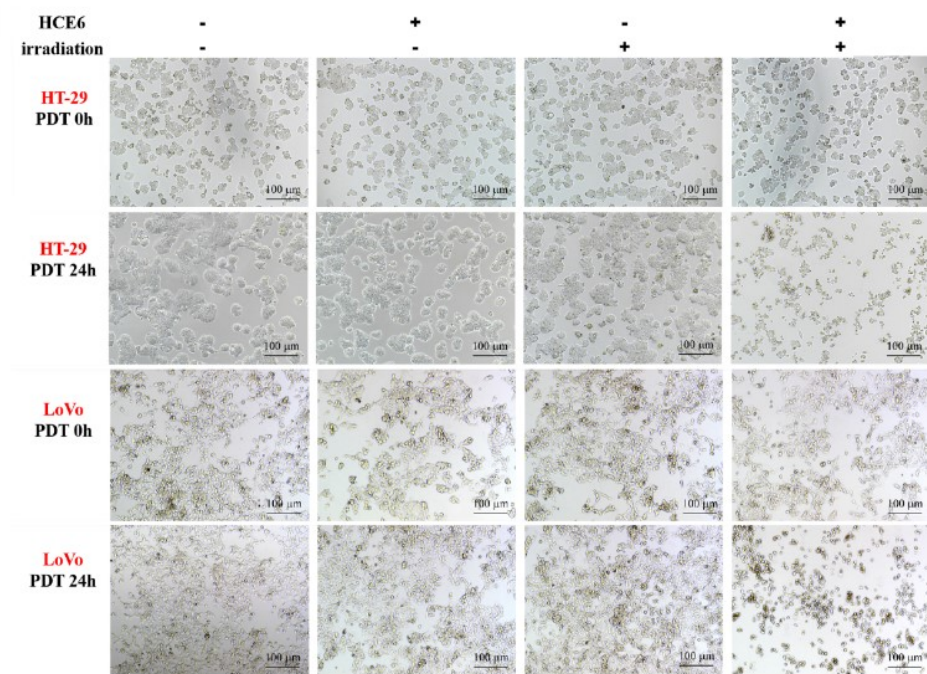


Fig. S2 Morphological observation of HT-29 cells and LoVo cells.

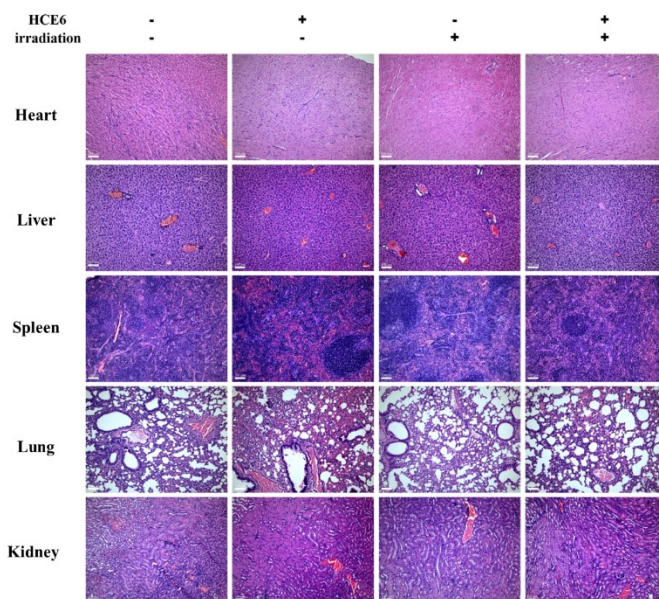


Fig. S3 H&E stained pictures of the major organs: heart, liver, spleen, lung and kidney.