

Supporting information

Degradable flexible piezoelectric nanogenerator based on two-dimensional barium titanate nanosheets and polylactic acid

Bo Zhao,^a Yao Su,^a Ruixuan Xue,^a Yan Wang,^a Lei Miao,^b Minggang Yao,^c Han Yu,^{**a}
Weixing Zhao,^a and Dengwei Hu,^{*a}

a. Faculty of Chemistry and Chemical Engineering, Engineering Research Center of Advanced Ferroelectric Functional Materials, Key Laboratory of Functional Materials of Baoji, Baoji University of Arts and Sciences, 1 Hi-Tech Avenue, Baoji, Shaanxi, 721013, China. E-mail: dwhu@bjwlyx.edu.cn, yuhan@bjwlyx.edu.cn.

b. Lab. of Environmental Inorganic Materials Chemistry, Institute of Multidisciplinary Research for Advanced Materials, Tohoku University, 2-1-1, Katahira, Aoba-Ku, Sendai 980-8577, Japan.

c. Shaanxi Aerospace Times Navigation Equipment Co, Ltd. Baoji, Shaanxi, 721013, China.

* Corresponding author

E-mail address: dwhu@bjwlyx.edu.cn (Dengwei Hu), yuhan@bjwlyx.edu.cn (Han, Yu).




Fig. S1. SEM images of 2D BT/PLA nanocomposite film surfaces with 2D BT content of (a) 0 wt%, (b) 2 wt%, (c) 4 wt%, (d) 6 wt%, (e) 8 wt% and (f) 10 wt%

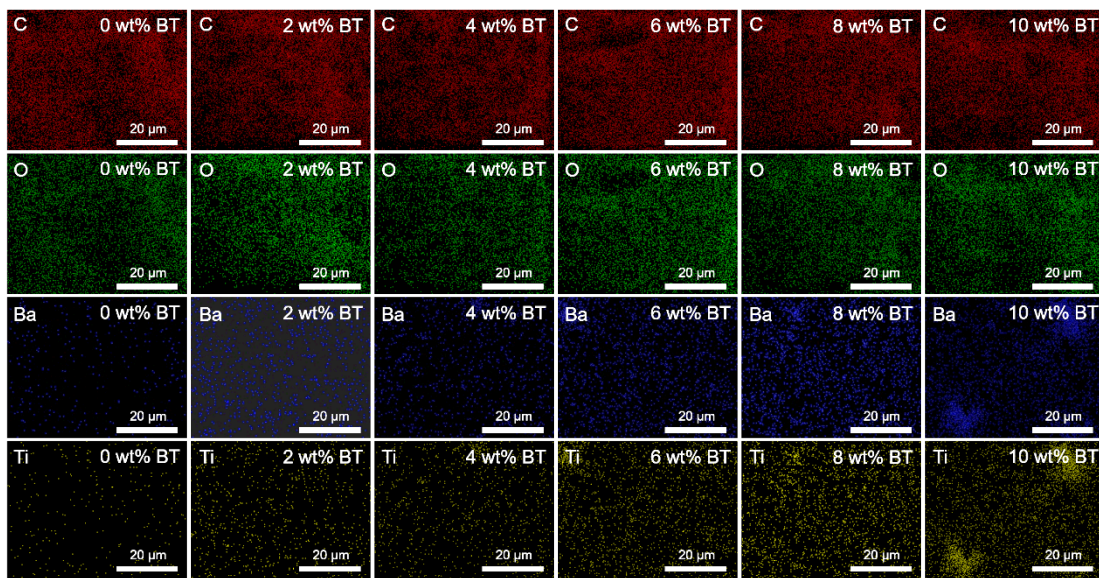


Fig. S2. EDS elemental mapping images of 2D BT/PLA nanocomposite films with different BT contents.

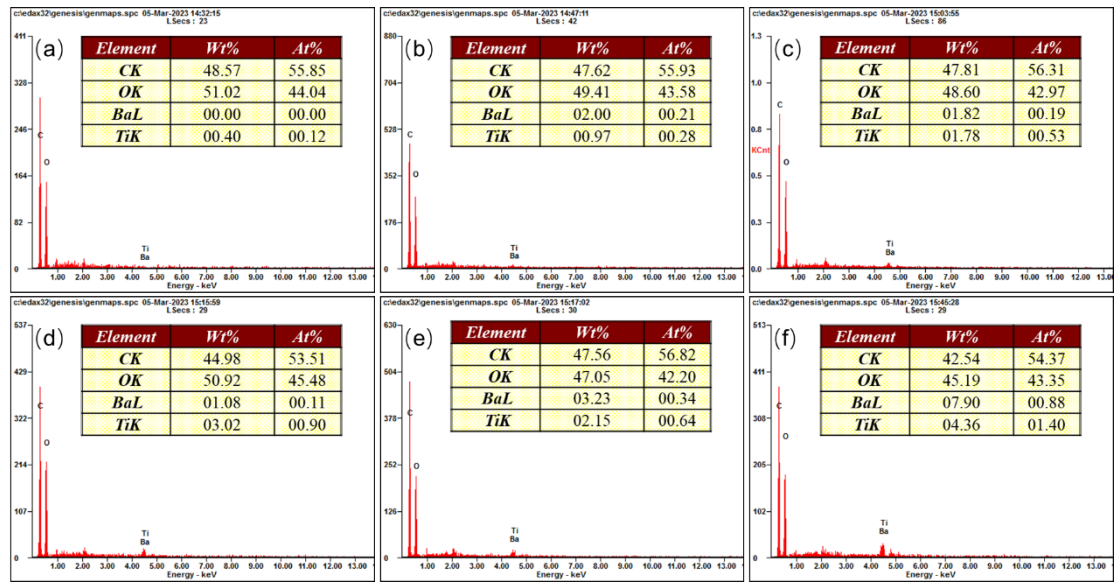


Fig. S3. EDS spectra of two-dimensional BT/PLA nanocomposite film surfaces with (a) 0 wt%, (b) 2 wt%, (c) 4 wt%, (d) 6 wt%, (e) 8 wt% and (f) 10 wt% of two-dimensional BT.




Fig. S4. (a) shows a physical view of the piezoelectric test system, and (b) shows an enlarged view of part of the details of (a).