

Electronic Supplementary Information

Second near-infrared photoactivatable nanomedicines for enhanced photothermal-chemodynamic therapy of cancer

Shunli Wu ^{a,b,c†}, Changcun Liu ^{d†}, Wenjuan Li ^{e,ff}, Chenxi Zhang ^a, Dagui Chen ^a, Can Xu ^{g*}, Li Su ^{a*}, Xiuhui Wang ^{a*}

^a Institute of Translational Medicine, Shanghai University, Shanghai 200444, China

^b School of Medicine, Shanghai University, Shanghai 200444, China

^c School of Environmental and Chemical Engineering, Shanghai University, Shanghai 200444, China

^d Department of Nuclear Medicine, Shanghai General Hospital, Shanghai Jiao Tong University School of Medicine, Shanghai 201600, China

^e First Affiliated Hospital of Soochow University, Suzhou 215006, China

^f Shengqiao Community Health Service Centre, Yuepu Town, Baoshan District, Shanghai, 200942, China.

^g Department of Gastroenterology, Changhai Hospital, Second Military Medical University, Shanghai 200433, China.

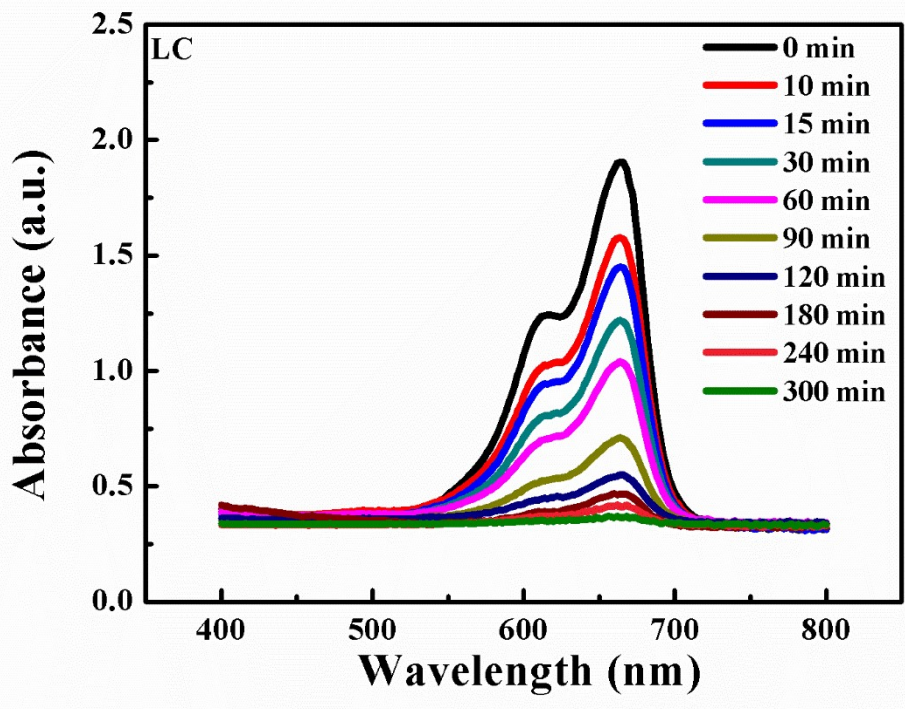


Fig. S1. The absorbance of MB of LC (25 ppm) at various times.

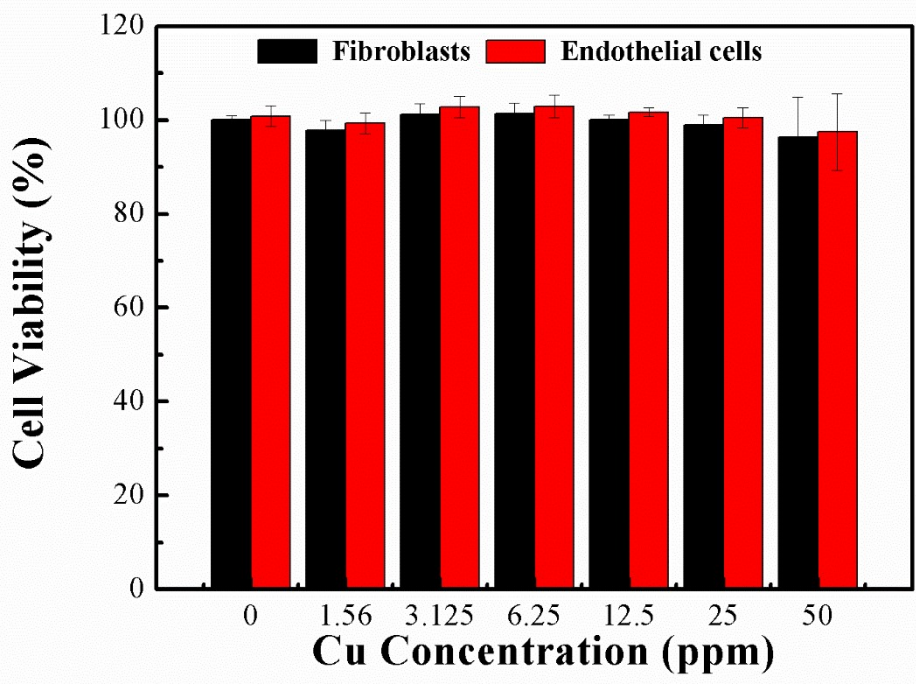


Fig. S2. The viability of fibroblasts and endothelial cells at various LCG concentrations.

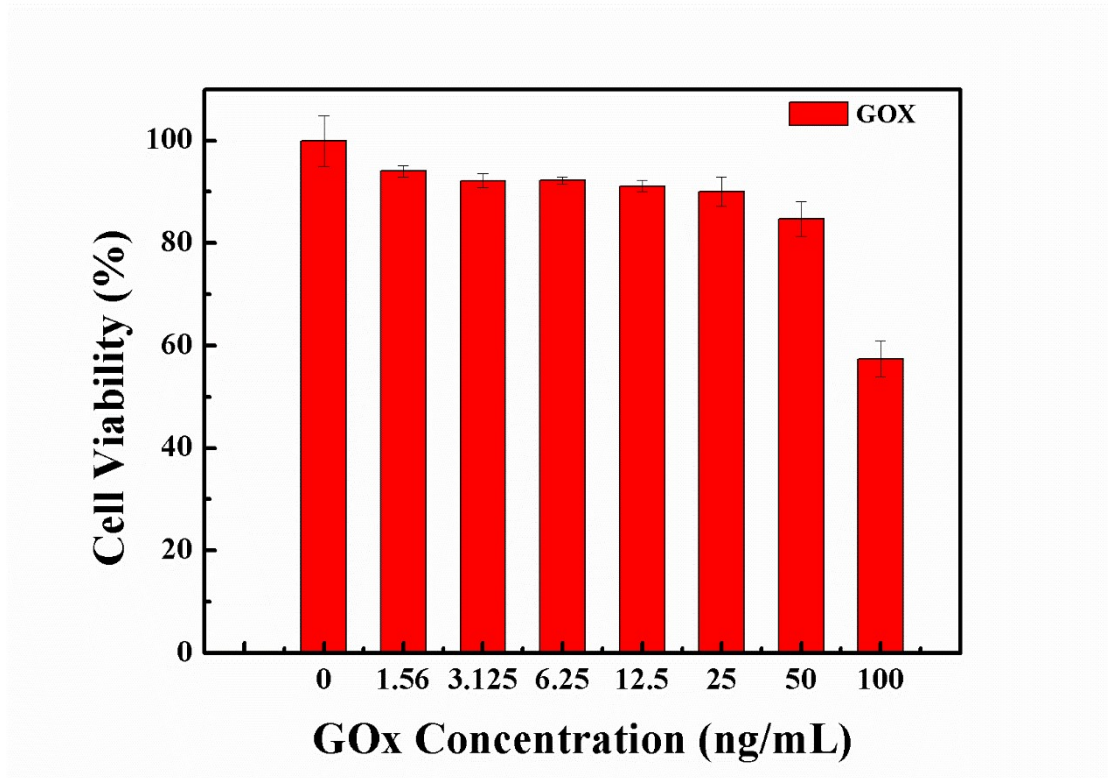


Fig. S3. The viability of CT26 cells after culture with Gox at various concentrations.