

Quaternary Ammonium-tethered Hyperbranched Polyureas Nanoassembly Synergize with Antibiotics for Enhanced Antimicrobial Efficacy

Yanwen Feng¹, Jiang Bian¹, Guoyi Yu¹, Pei Zhao^{2*}, Jun Yue^{1*}

¹*School of Biomedical Engineering, Shenzhen Campus of Sun Yat-sen University, Shenzhen, Guangdong 518107, P. R. China.*

²*Laboratory Animal Center, Shenzhen Campus of Sun Yat-sen University, Shenzhen, Guangdong 518107, P. R. China.*

**Corresponding to: yuejun3@mail.sysu.edu.cn; zhaopei55@mail.sysu.edu.cn*

Contents

Figure S1. ¹ H NMR spectrum of HPU _s	2
Figure S2. ¹ H NMR spectrum of HPU _s -QA	2
Figure S3. Calibration curve of rifampicin absorbance	3
Figure S4. ¹ H NMR spectra of Rif, FITC and FITC-labeled Rif.....	3
Figure S5. Distribution of HPU _s -Rif _{FITC} /QA within E. coli biofilm	4
Figure S6. Cytotoxicity (left) as well as the hemocompatibility (right) of HPU _s -QA	4

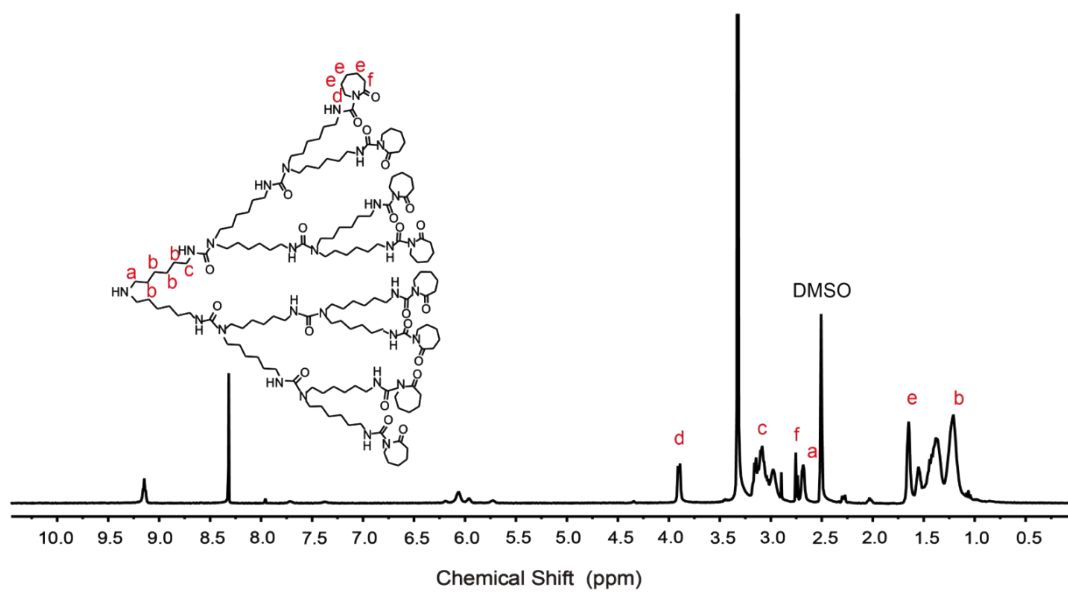


Figure S1. ¹H NMR spectrum of HPUs.

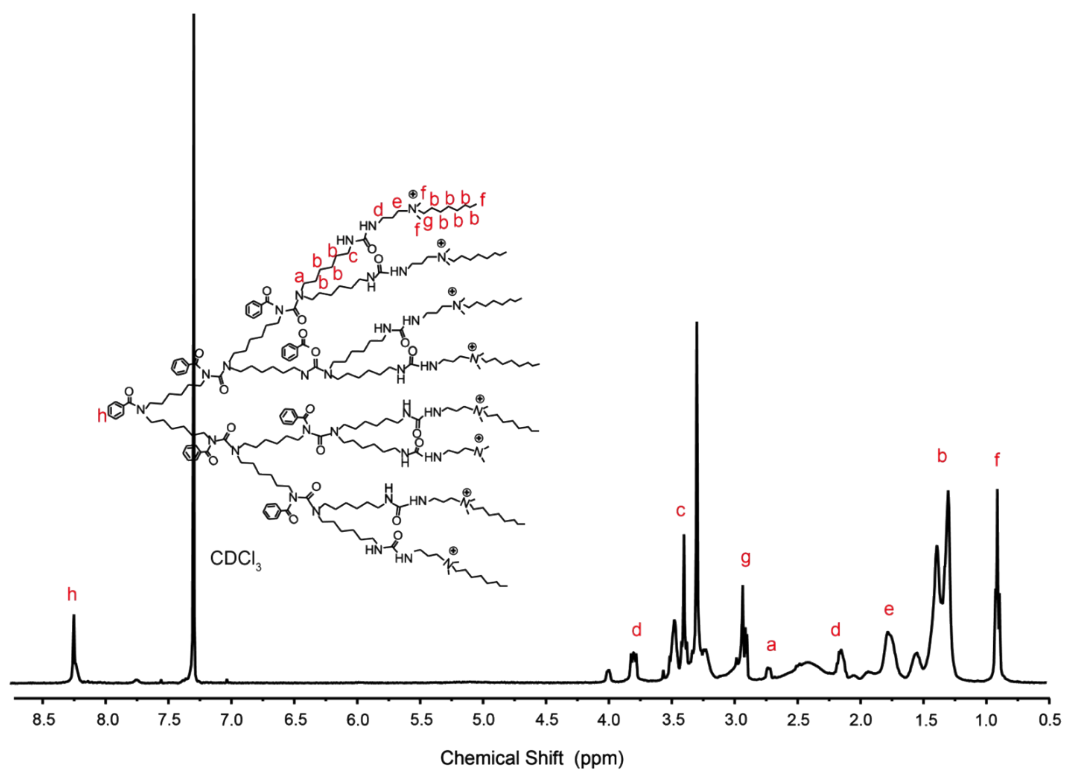


Figure S2. ¹H NMR spectrum of HPUs-QA.

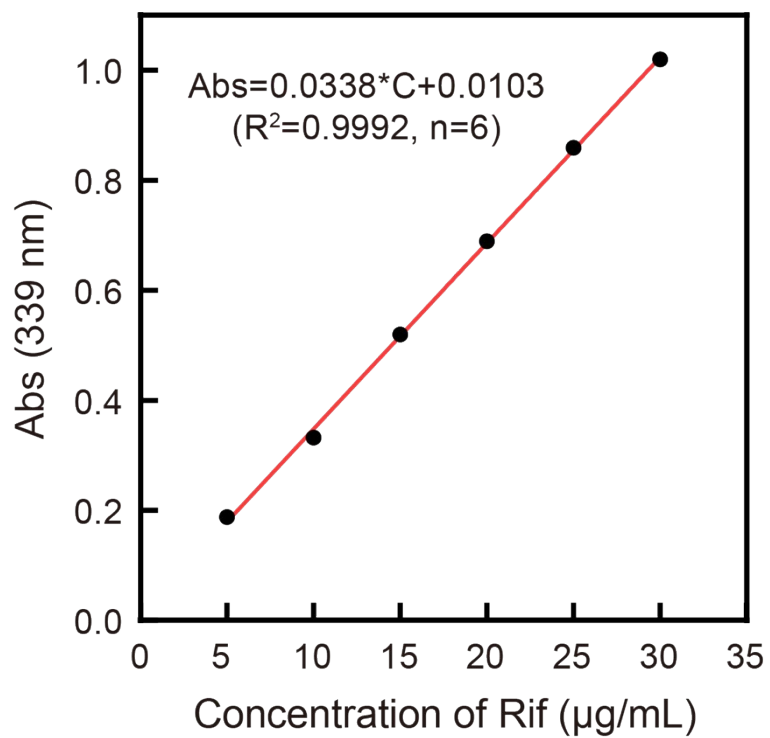


Figure S3. Calibration curve of rifampicin absorbance as a function of standard rifampicin concentrations

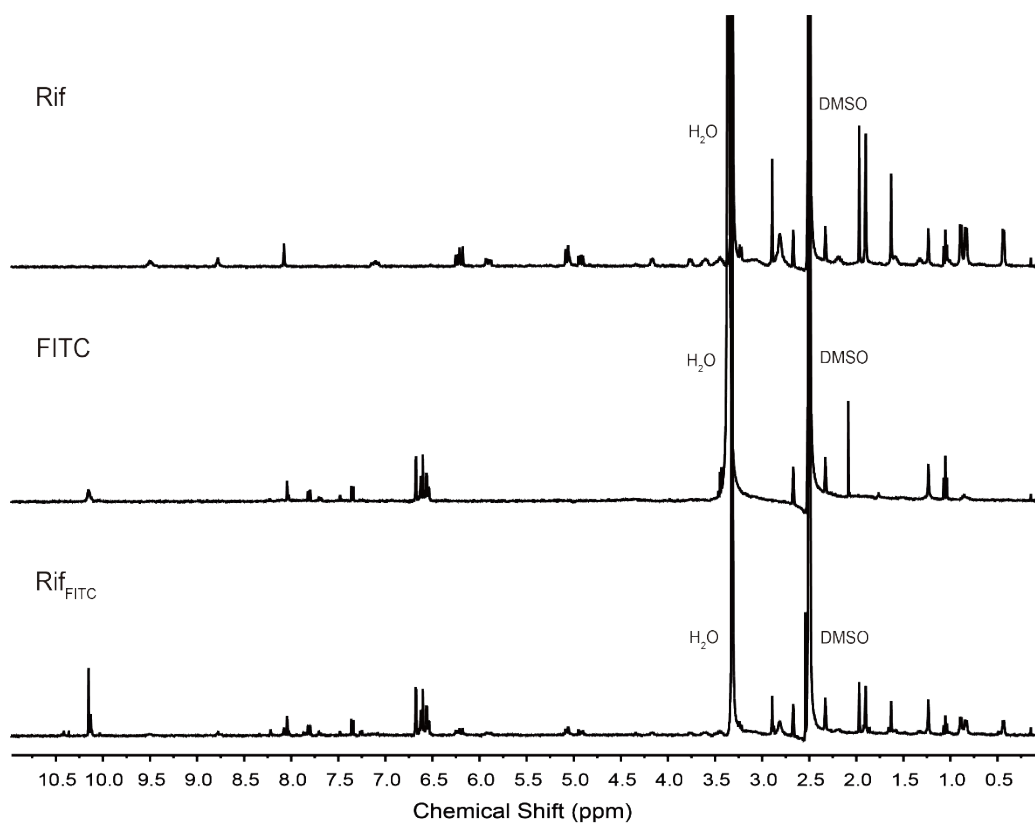


Figure S4. ^1H NMR spectra of Rif, FITC and FITC-labeled Rif.




Figure S5. Distribution of HPUs-Rif_{FITC}/QA within *E. coli* biofilm.

