

Supporting information

Facile preparation of nickel phosphide for enhancing the photoelectrochemical water splitting performance of BiVO₄ photoanode

Yongsheng Li^a, Zhen Li^{b,c}, Chengwen Xu^{b,c}, Shuangwei Yu^{b,c}, Zijun Sun^{*b,c}

^aChina Academy of Science & Technology Development Guangxi Branch, Nanning 530001, China

^bSchool of Automation, Guangxi University of Science and Technology, Liuzhou 545006, China

^cGuangxi Colleges and Universities Key Laboratory of Microwave Communication and Micro-Nano Photoelectric Technology, School of Electronic Engineering, Guangxi University of Science and Technology, Liuzhou 545006, China

*Corresponding author.

E-mail addresses: sunzijun@gxust.edu.cn

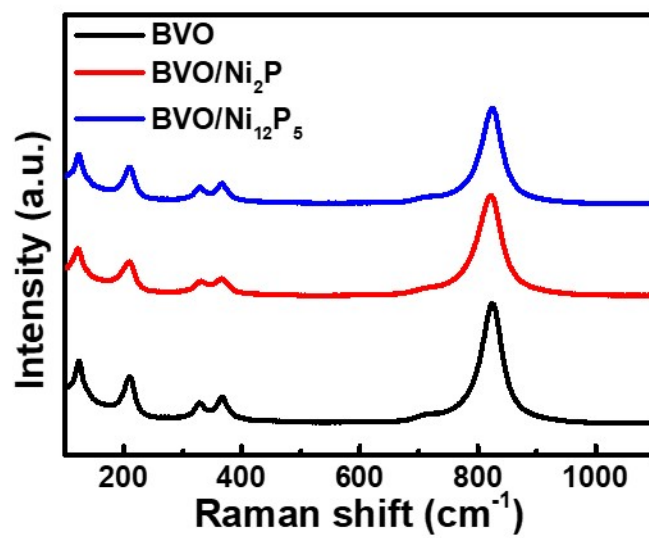


Fig. S1 Raman spectra of the BVO, BVO/Ni₂P, and BVO/Ni₁₂P₅ photoanodes.




Fig. S2 SEM images of **(a)** Ni₂P and **(b)** Ni₁₂P₅.

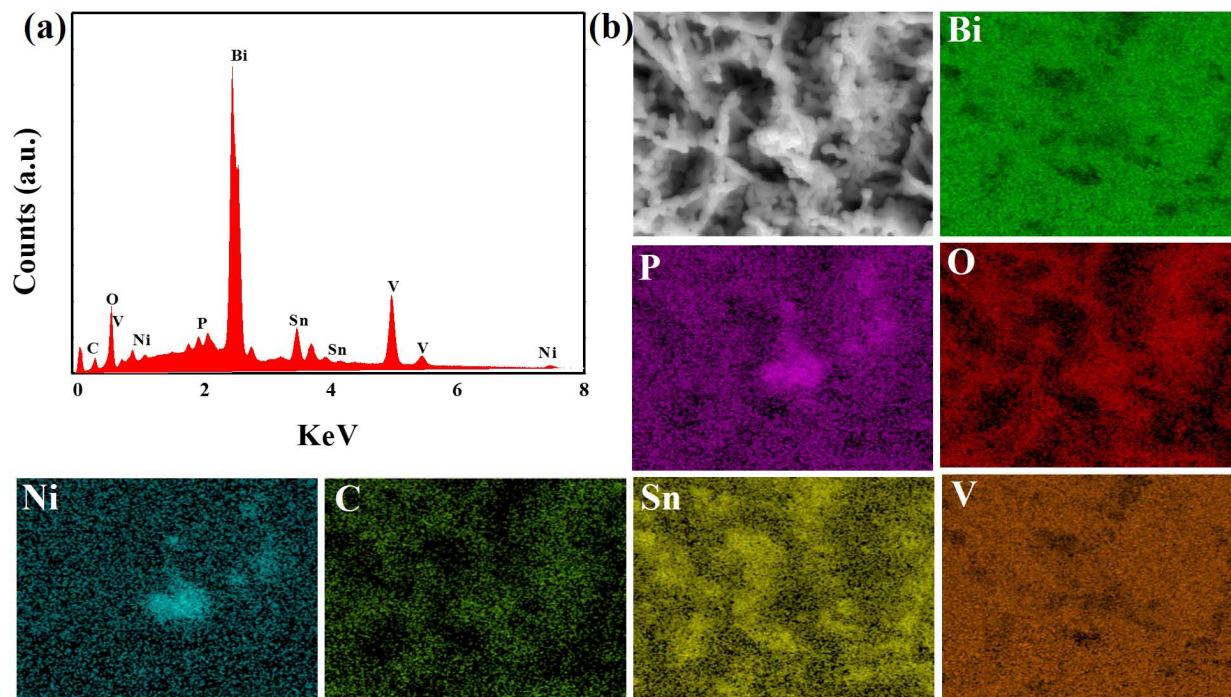


Fig. S3 EDX analysis of BVO/Ni₂P photoanode.

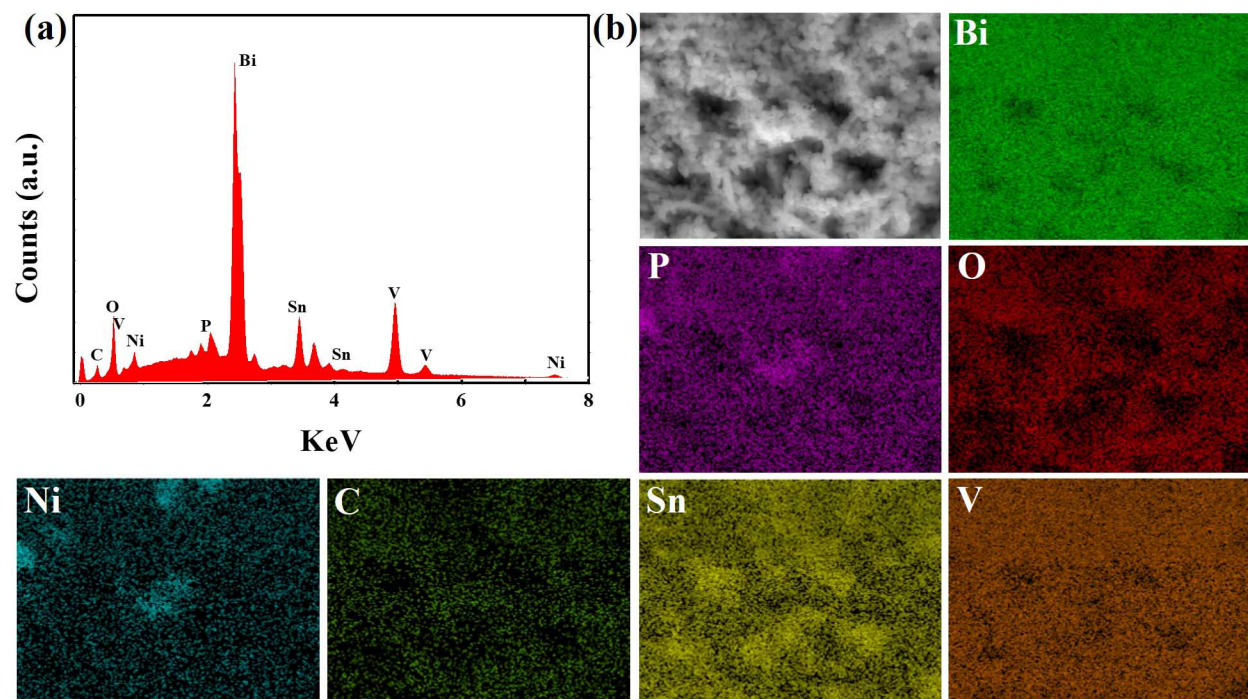


Fig. S4 EDX analysis of BVO/Ni₁₂P₅ photoanode.

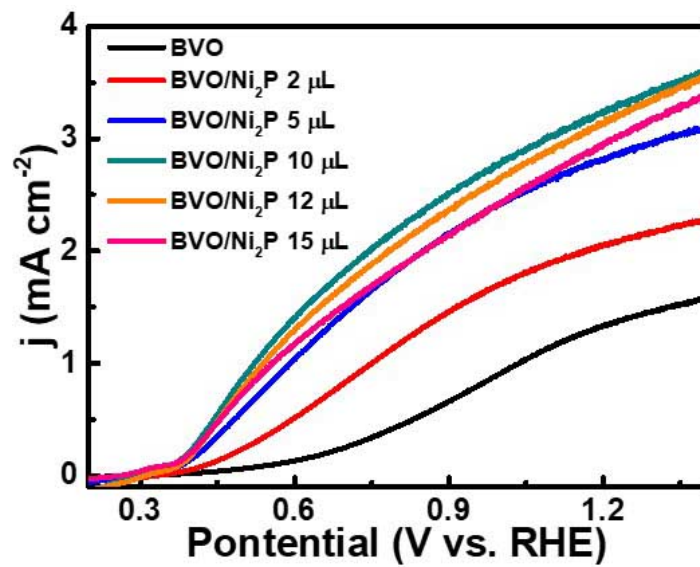


Fig. S5 LSV curves of BVO/Ni₂P photoanode with different loading amount of Ni₂P.

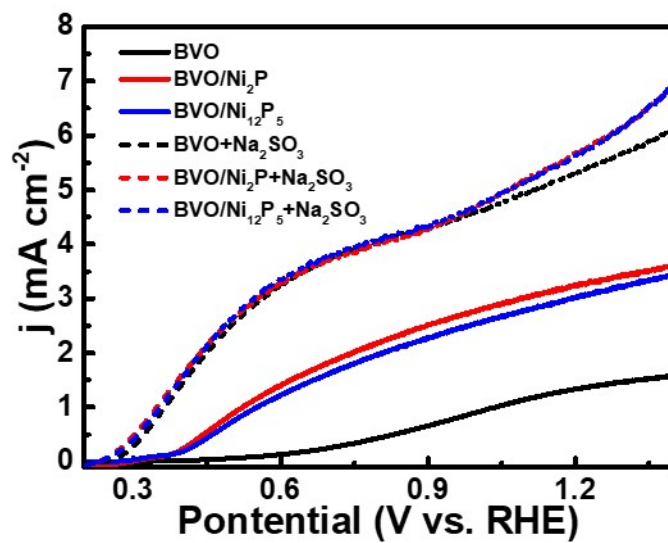


Fig. S6 LSV curves with and without Na₂SO₃.