

ARTICLE

Methane Hydrate Efficient Formation in the 3D-rGO/SDBS Composite

Received 00th January 20xx,
Accepted 00th January 20xx

Meijiao Wang,^a Shaojiu Yan,^{*ab} Nan Wang,^b Wen Ge^c and Wei Zhang^a

DOI: 10.1039/x0xx00000x

1 Contents

Fig. S1 Infrared spectra of GO.

Fig. S2 Induction time of methane hydrate formation with 3D-rGO/SDBS of different additions.

Fig. S3 t_{90} of methane hydrate formation with 3D-rGO/SDBS of different additions.

Fig. S4 Gas storage capacity of methane hydrate formation with 3D-rGO/SDBS of different additions.

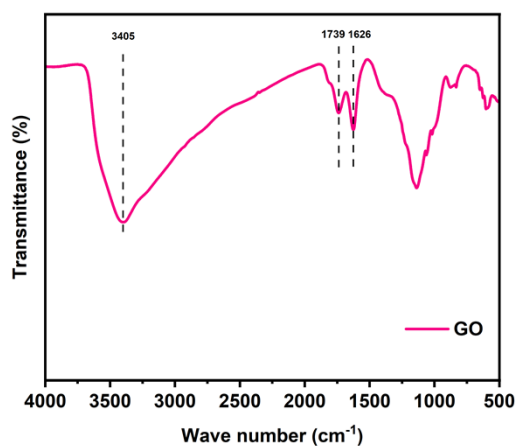


Fig. S1 Infrared spectra of GO.

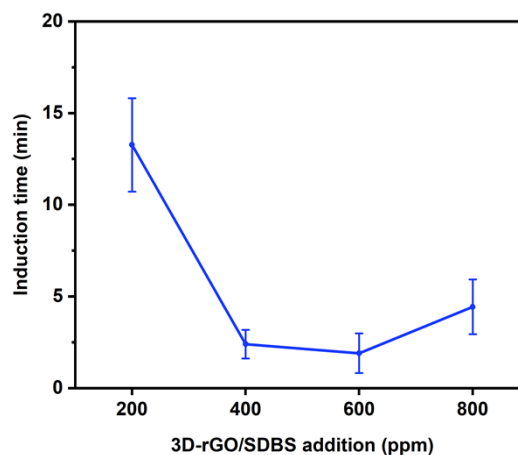


Fig. S2 Induction time of methane hydrate formation with 3D-rGO/SDBS of different additions.

^a Key Laboratory of Geological Survey and Evaluation of Ministry of Education, China University of Geosciences, Wuhan 430074, China. E-mail: shaojiuyan@126.com (S.Y.); wangmeijiao@cug.edu.cn (M.W.).

^b Research Centre of Graphene Applications, AECC Beijing Institute of Aeronautical Materials, Beijing 100095, China.

^c Faculty of Materials Science and Chemistry, China University of Geosciences, Wuhan 430078, China.

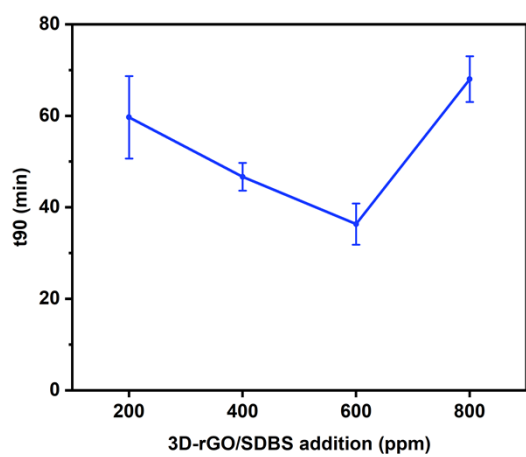


Fig. S3 t_{90} of methane hydrate formation with 3D-rGO/SDBS of different additions.

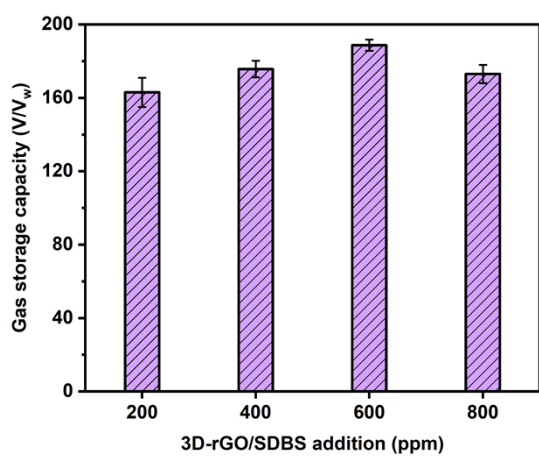


Fig. S4 Gas storage capacity of methane hydrate formation with 3D-rGO/SDBS of different additions.