

Electronic Supplementary Information

Palladium particles catalyzed selective butadiene hydrogenation: Effect of covalent organic framework modification

Xianming Li,^{†a} Yi Wang,^{†b} Qiao Yuan,^{†c,d} Xintai Chen,^b Xiaoling Mou,^{*b,e} Xiangen Song,^c Li Yan,^c Ronghe Lin^{*b,e} and Yunjie Ding^{*b,c,f}

^aHangzhou Qingfan Advanced Material Co., Ltd. D118, Science and Technology Park of Hangzhou Normal University, 1378 Wenyi West Road, Hangzhou 311121, China.

^bHangzhou Institute of Advanced Studies, Zhejiang Normal University, 1108 Gengwen Road, Hangzhou 116023, China. xiaoling.mou@zjnu.edu.cn, catalysis.lin@zjnu.edu.cn.

^cDalian National Laboratory for Clean Energy, Dalian Institute of Chemical Physics, Chinese Academy of Sciences, 457 Zhongshan Road, Dalian 116023, China. dyj@dicp.ac.cn.

^dUniversity of Chinese Academy of Sciences, Beijing, 100049, China.

^eKey Laboratory of the Ministry of Education for Advanced Catalysis Materials, Zhejiang Normal University, 688 Yingbin Road, Jinhua 321004, China.

^fThe State Key Laboratory of Catalysis, Dalian Institute of Chemical Physics, Chinese Academy of Sciences, 457 Zhongshan Road, Dalian 116023, China.

[†] Equal contribution.

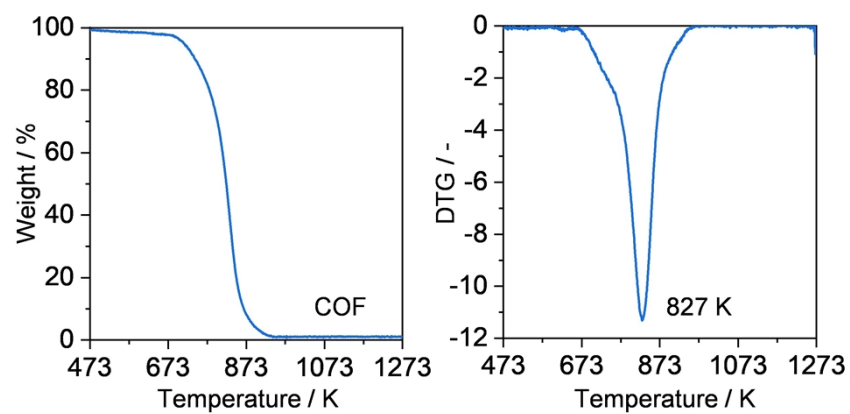


Fig. S1. a, The TG, and **b,** DTG weight loss profiles of the COF.

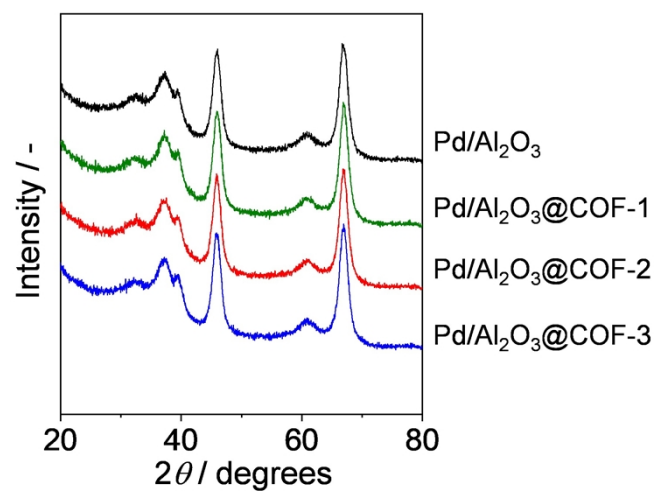


Fig. S2. The PXRD patterns of Pd/Al₂O₃ with and without the modification of COF. Only the diffractions of the carrier can be detected, highlighting the high dispersion of the Pd species.

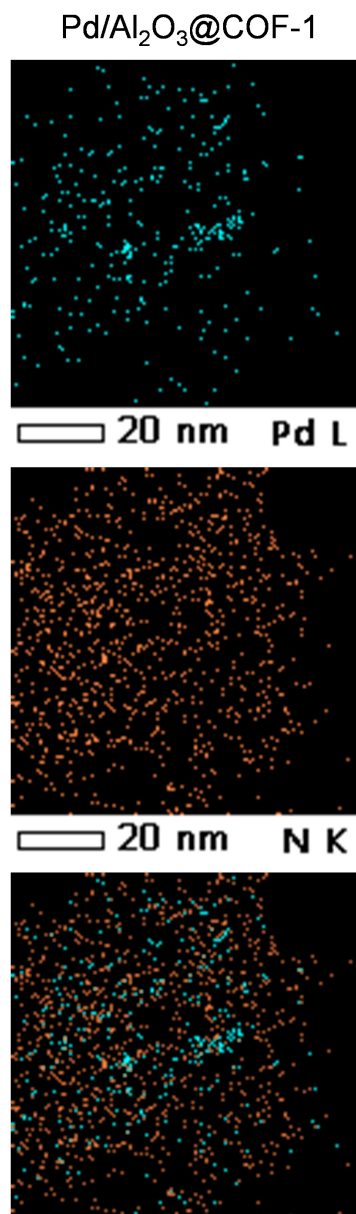


Fig. S3. The STEM images with elemental color mapping for Pd/Al₂O₃@COF-1.