

Supplementary information

Enhanced Photoelectrochemical Hydrogen Production via Linked BiVO₄ Nanoparticles on Anodic WO₃ Nanocoral Structures

Eunoak Park, JeongEun Yoo*, and Kiyoung Lee*

Department of Chemistry and Chemical Engineering, Inha University, 100 Inha-ro, Michuhol-
gu, 22212 Incheon, South Korea

*Corresponding author

E-mail: kiyoung@inha.ac.kr (K. Lee), JeongEunYoo@inha.ac.kr (J.E. Yoo), tel./fax. +82-32-860-7466




Fig. S1 Cross-sectional view of the WO₃ nanocoral.




Fig. S2 Droplets of different amounts of precursor (5, 10, and 30 μL) on the WO₃ nanocoral.




Fig. S3 Top view of the 10-BW after PEC measurements.

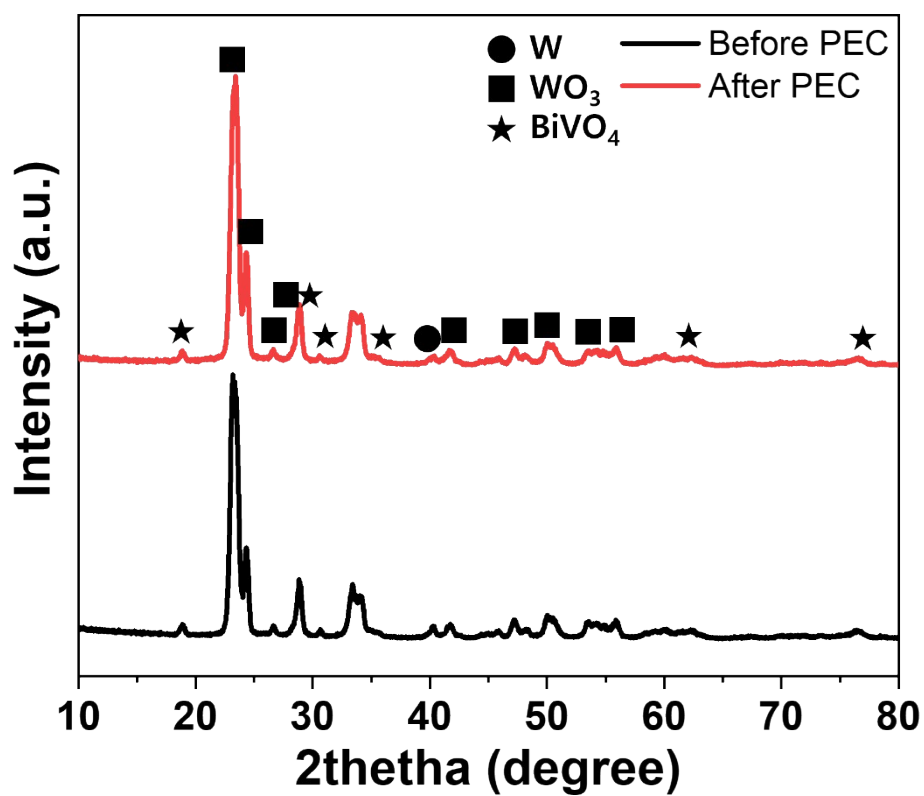


Fig. S4 XRD patterns of the 10-BW before and after PEC measurements.

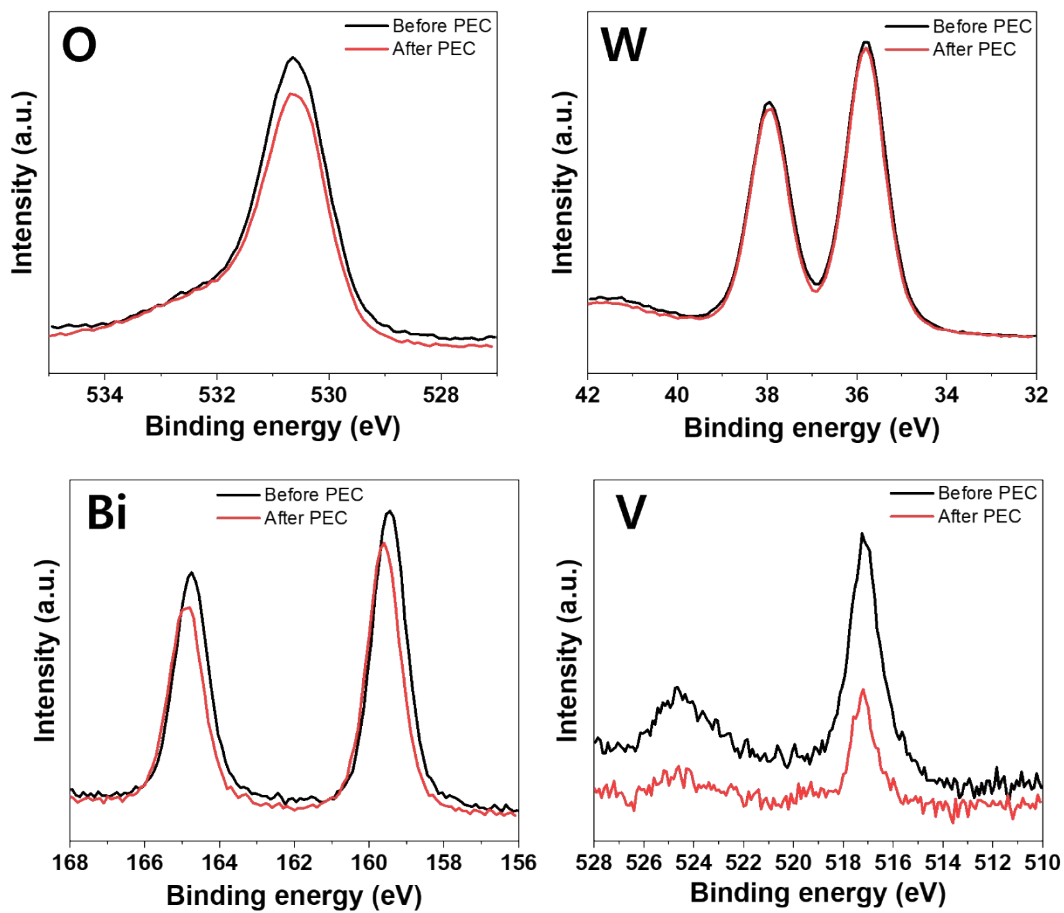


Fig. S5 XPS spectra of the 10-BW before and after PEC measurements.

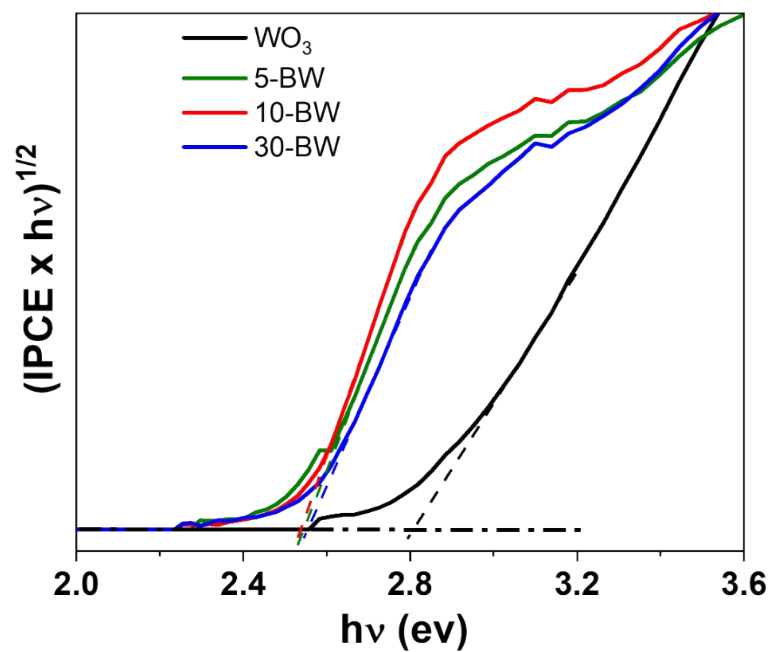


Fig. S6 $(\text{IPCE} \cdot h\nu)^{1/2}$ vs. $h\nu$ plots of WO_3 nanocoral, 5-BW, 10-BW, and 30-BW.

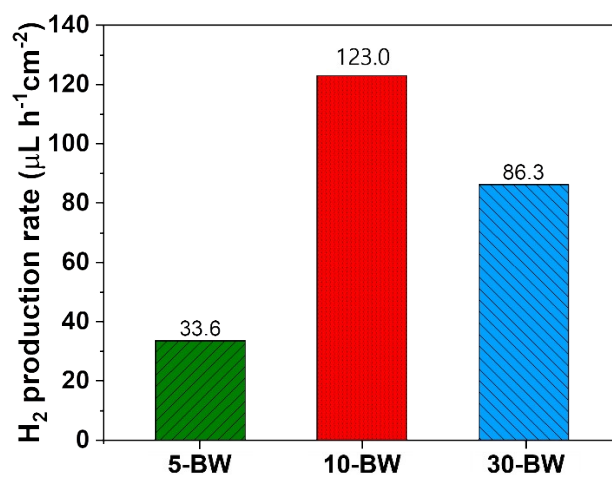


Fig. S7 H_2 production rates of 5-BW, 10-BW, and 30-BW within 30 min.




Fig. S8 Atomic percentages of V-0.6: (a) overall area, (b) point of spectrum 1, and (c) point of spectrum 2.