

Supplementary Information for

Polydiallylammonium Interpenetrating Cationic Network Ion-Solvating Membranes for Anion Exchange Membrane Water Electrolyzers

Jiyeon Jung,^{§abc} Young Sang Park,^{§abc} Dong Jun Hwang,^{abd} Gwan Hyun Choi,^a Dong Hoon Choi,^d Hyun Jin Park,^{e} Cheol-Hee Ahn,^c Seung Sang Hwang,^{ab} Albert S. Lee^{ab*}*

^a Materials Architecturing Research Center, Korea Institute of Science and Technology, Seong Buk Gu, Hwarangno 14 gil-5 Seoul, Korea 02792

^bConvergence Research Center for Solutions to Electromagnetic Interference in Future-mobility, Korea Institute of Science and Technology, Hwarang-ro 14-gil 5, Seongbuk-gu, Seoul 02792, Republic of Korea

^c Research Institute of Advanced Materials (RIAM), Department of Materials Science and Engineering, Seoul National University, Gwanak-ro 1, Gwanak-gu, Seoul, 08826

^d Research Institute for Natural Sciences, Department of Chemistry, Korea University, Anam-ro 145, Seongbuk-gu, Seoul, 02841

^e FC Material R&D Group, KOLON Industries Inc., 110, Magokdong-ro, Gangseo-gu, Seoul 07793, Republic of Korea

[§]These authors contributed equally to this research.

Corresponding Authors' E-mail: hyunjin_park1@kolon.com, aslee@kist.re.kr

Table of Contents

Supplementary Figures

Fig. S1 Schematic diagram of the conductivity cell

Fig. S2 (a) ^1H NMR and (b) ^{19}F NMR spectra of TMA-70

Fig. S3 (a) Scheme for synthesis of BTMDAA (b) ^1H NMR and (c) ^{13}C NMR spectra of BTMDAA

Fig. S4 SEM images and EDS of BD_3/xEVOH

Fig. S5 TGA curves of BD_3/xEVOH and crosslinked EVOH

Fig. S6 (a) Mechanical properties and (b) ionic conductivity of $\text{BD}_3/60$ EVOH and $\text{BD}_3/60$ PVA

Fig. S7 (a) Hydroxide conductivity by temperature of $\text{BD}_3/50\text{EVOH}$ membrane in 1M KOH solution. (b) Hydroxide conductivity of $\text{BD}_3/50\text{EVOH}$ membrane according to KOH concentration. Conductivity were measured at 70 °C.

Fig. S8 Mechanical strength of $\text{BD}_3/50\text{EVOH}$ before and after alkaline stability test in 1M KOH at 70°C for 300 hrs.

Fig. S9 FT-IR spectra of $\text{BD}_3/50\text{EVOH}$ membrane before and after immersed in 1M KOH at 70 °C for 310 hrs.

Fig. S10 Oxidative stability of the BD_3/xEVOH and FAA-3 during the Fenton test (3% H_2O_2 containing 4 ppm Fe^{2+}) for 8h at 80°C

Fig. S11 AEM electrolyzer performance of commercial membrane FAA-3 for reference at 1.0 M KOH, 70 °C. (a) LSV curve, (b) EIS data

Fig. S12 AEM electrolyzer performance with $\text{BD}_3/50\text{EVOH}$ and different concentration of KOH at 70 °C. (a) PGM iridium oxide, (b) non-PGM cobalt used in anode

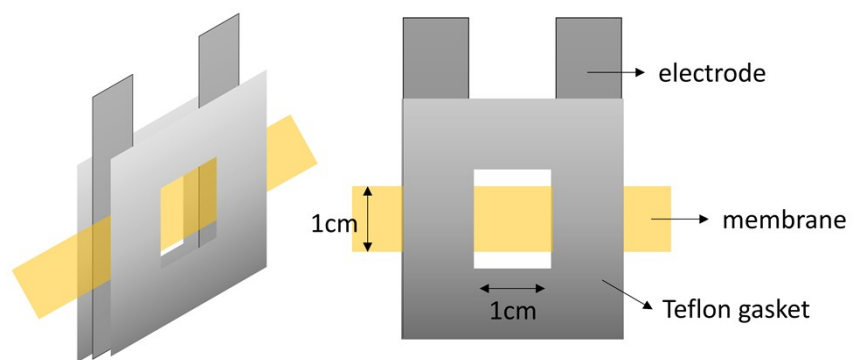
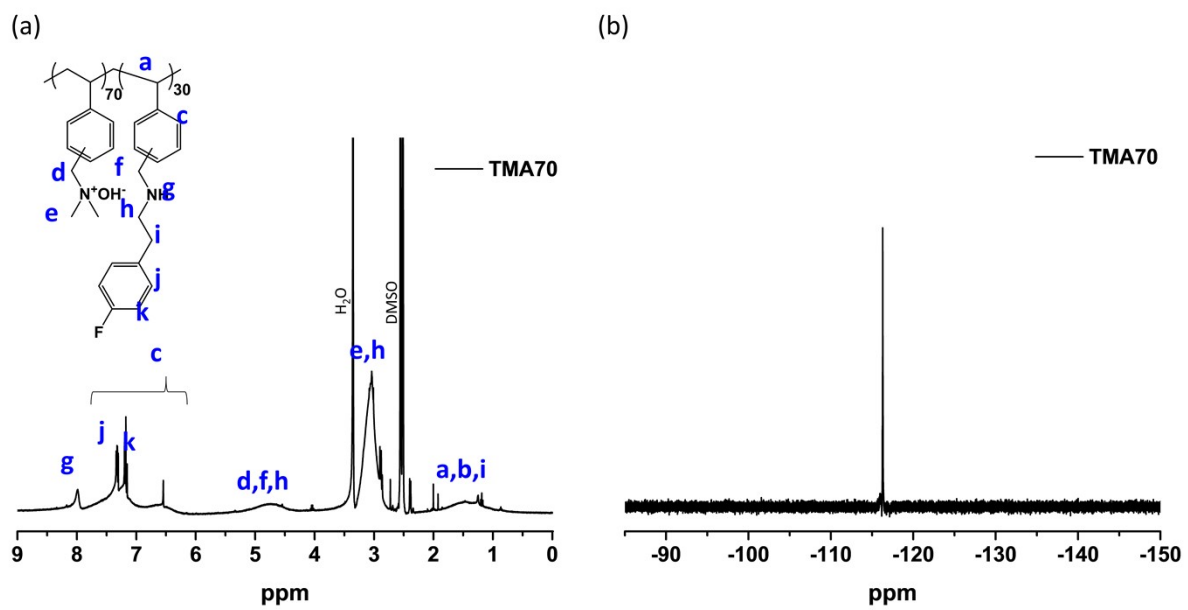


Fig. S1 Schematic diagram of the conductivity cell



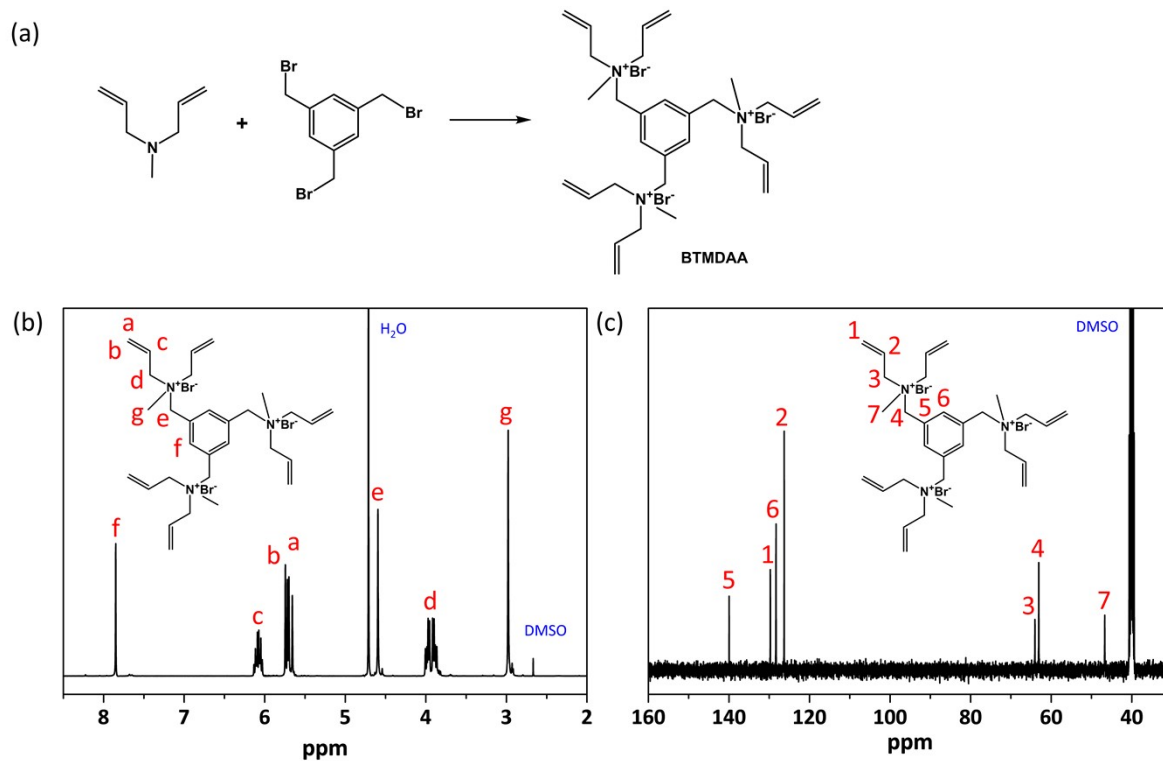


Fig. S3 (a) Scheme for synthesis of BTMDAA (b) ^1H NMR and (c) ^{13}C NMR spectra of BTMDAA




Fig. S4 SEM images and EDS of BD₃/xEVOH

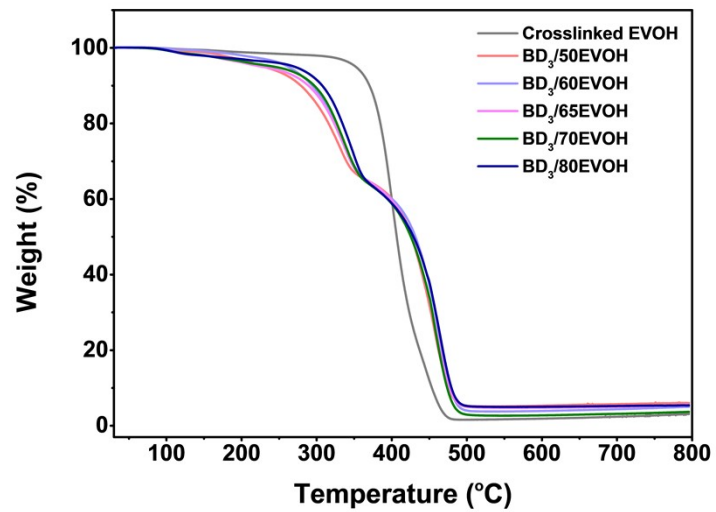


Fig. S5 TGA curves of BD₃/xEVOH and crosslinked EVOH

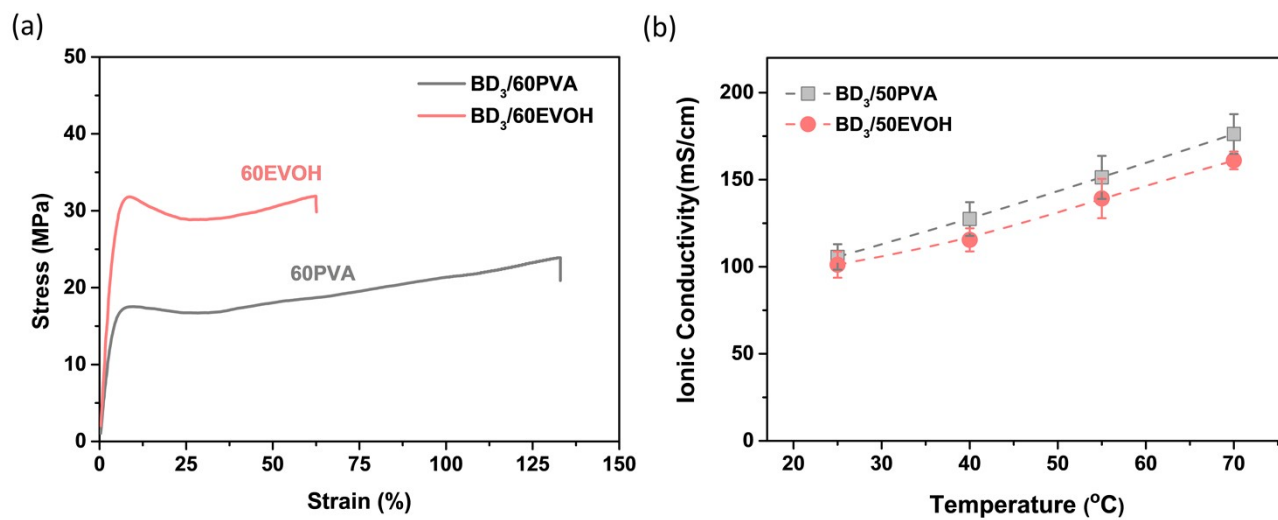


Fig. S6 (a) Mechanical properties and **(b)** ionic conductivity of BD₃/60 EVOH and BD₃/60 PVA

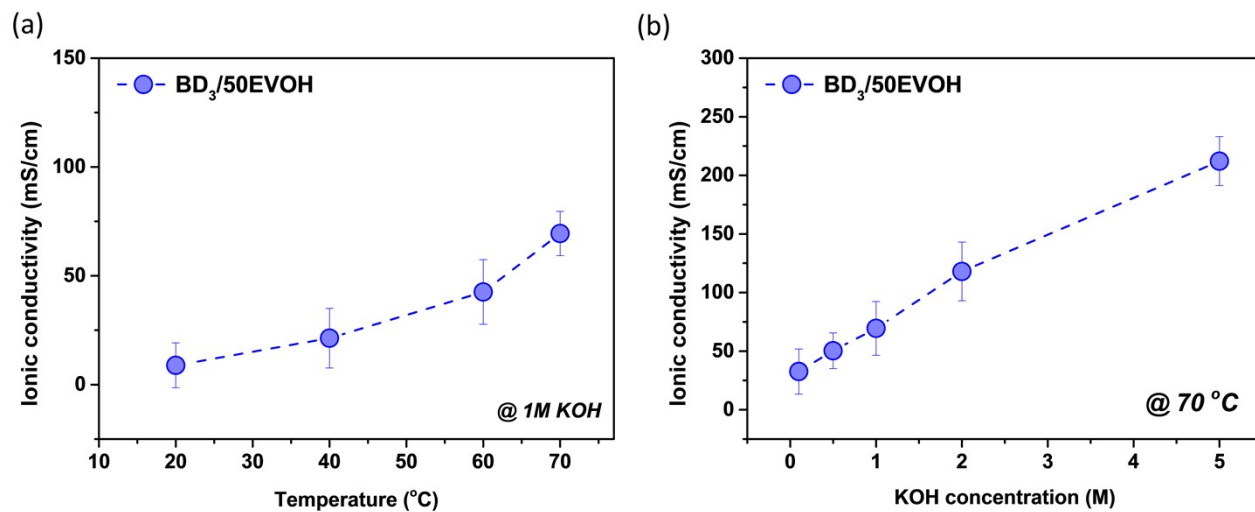


Fig. S7 (a) Hydroxide conductivity by temperature of BD₃/50EVOH membrane in 1M KOH solution. (b) Hydroxide conductivity of BD₃/50EVOH membrane according to KOH concentration. Conductivity were measured at 70 °C.

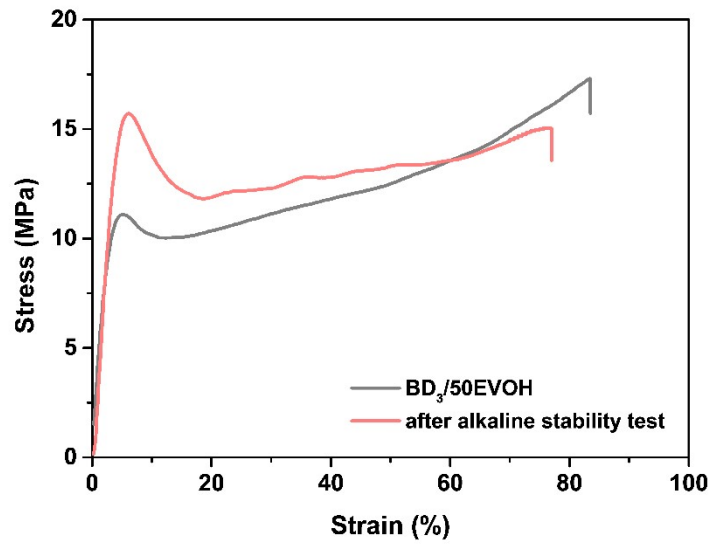


Fig. S8 Mechanical strength of BD₃/50EVOH before and after alkaline stability test in 1M KOH at 70°C for 300 hrs.

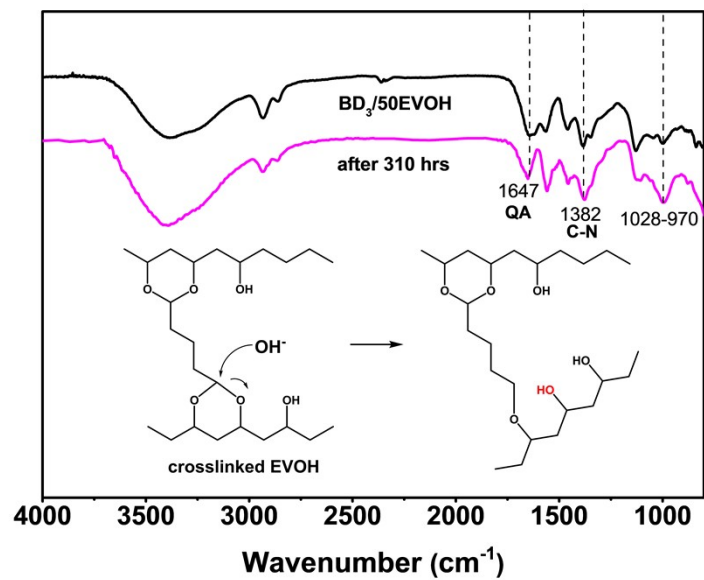


Fig. S9 FT-IR spectra of BD₃/50EVOH membrane before and after immersed in 1M KOH at 70 °C for 310 hrs.

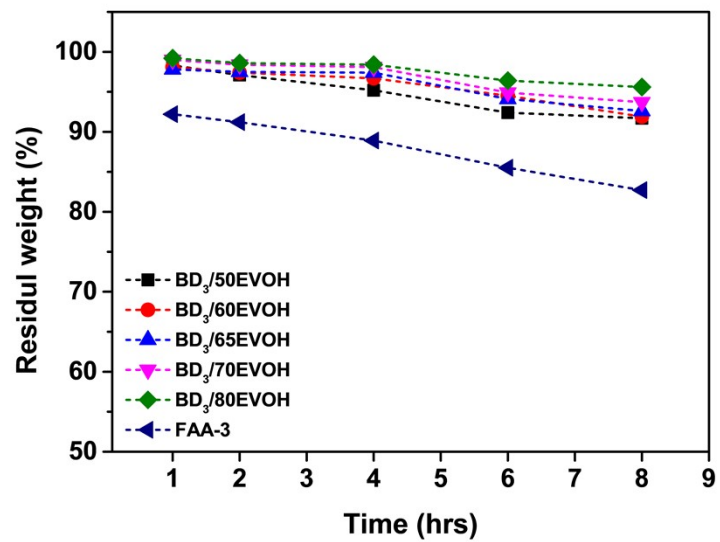


Fig. S10 Oxidative stability of the BD₃/xEVOH and FAA-3 during the Fenton test (3% H₂O₂ containing 4 ppm Fe²⁺) for 8h at 80°C

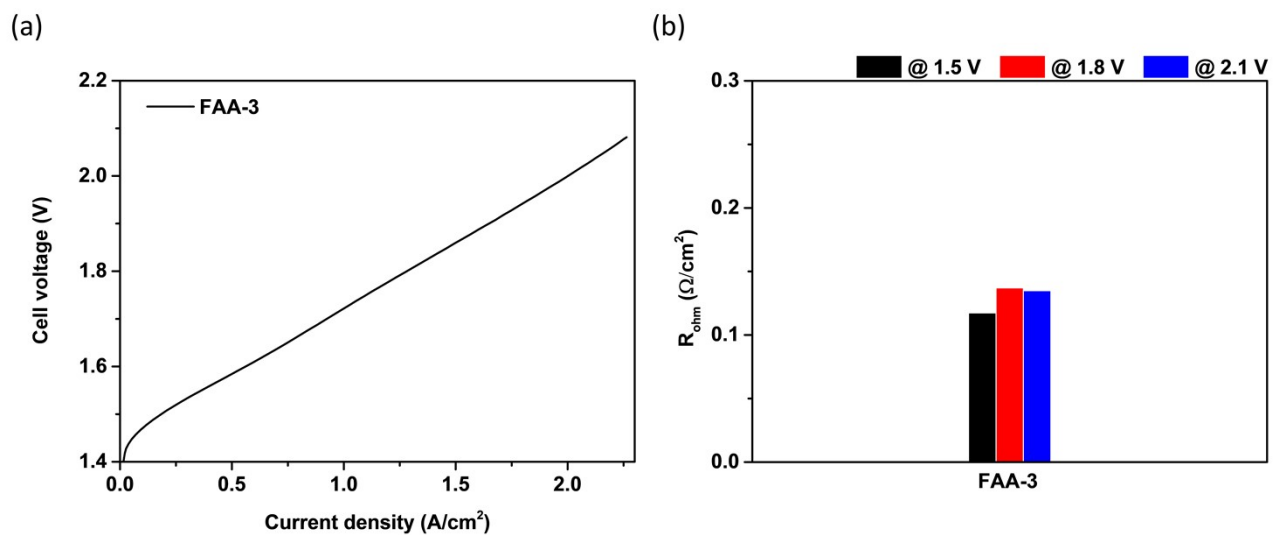


Fig. S11 AEM electrolyzer performance of commercial membrane FAA-3 for reference at 1.0 M KOH, 70 °C. (a) LSV curve, (b) EIS data

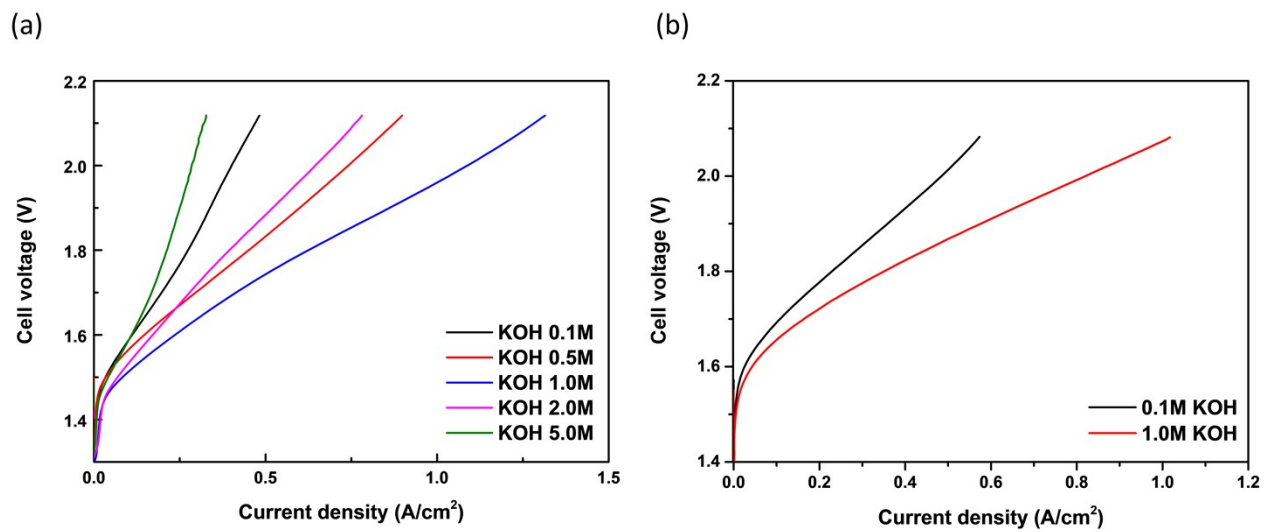


Fig. S12 AEM electrolyzer performance with BD₃/50EVOH and different concentration of KOH at 70 °C. (a) PGM iridium oxide, (b) non-PGM cobalt used in anode