

ARTICLE

## Synergistic passivation effect of functional doped Povidone-Iodine on quasi-2D perovskite solar cells

Received 00th January 20xx,  
 Accepted 00th January 20xx

DOI: 10.1039/x0xx00000x

Sai Ji, Yansheng Sun, Xiaonan Huo, Weifeng Liu, Weiwei Sun, Kexiang Wang, Ran Yin, Tingting You, Penggang Yin

Table S1. Summaries of fitting parameters of time-resolved photoluminescence for the  $\text{GAMA}_3\text{Pb}_5\text{I}_{16}$  films before and after PVP and PVP-I treatment. The average life is calculated according to the following formula<sup>1,2</sup>:

$$\tau_{ave} = \frac{A_1 \times \tau_1^2 + A_2 \times \tau_2^2}{A_1 \times \tau_1 + A_2 \times \tau_2}$$

Sample	$\tau_1$ (ns)	Intensity $\tau_1$ (%)	$\tau_2$ (ns)	Intensity $\tau_2$ (%)	$\tau_{ave}$ (ns)
Pristine	6.23	4.01	221.77	95.99	213.13
PVP	4.01	3.00	253.83	97.00	246.34
PVP-I	7.45	1.61	584.60	98.39	575.31

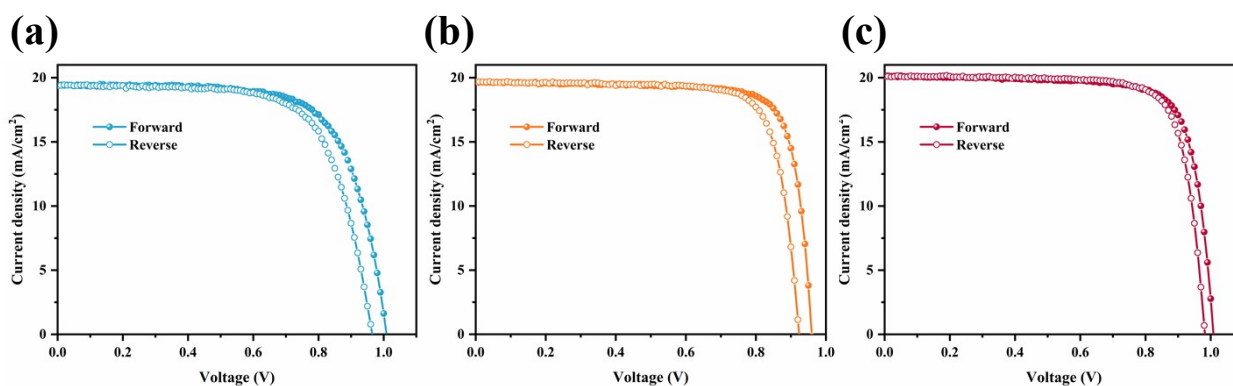


Figure S1. Reverse- and forward-scanned J-V curves of PSCs (a) without (pristine) and with (b) PVP and (c) PVP-I treatment.

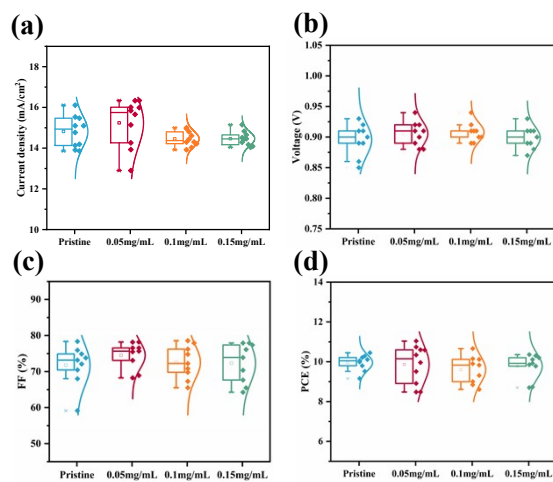


Figure S2. Statistical photovoltaic parameters of (a)  $J_{sc}$ , (b)  $V_{oc}$ , (c) FF and (d) PCE depending on PVP concentration.

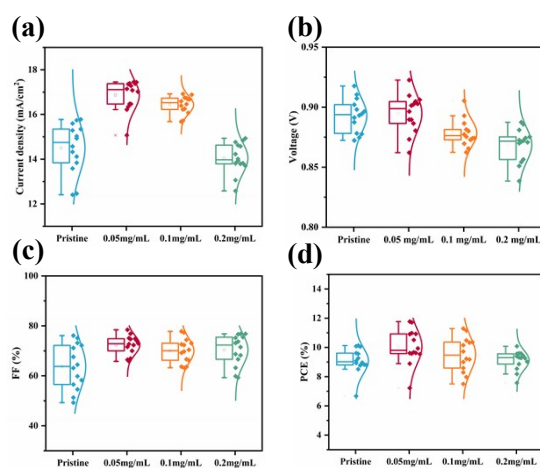


Figure S3. Statistical photovoltaic parameters of (a)  $J_{sc}$ , (b)  $V_{oc}$ , (c) FF and (d) PCE depending on PVP-I concentration.

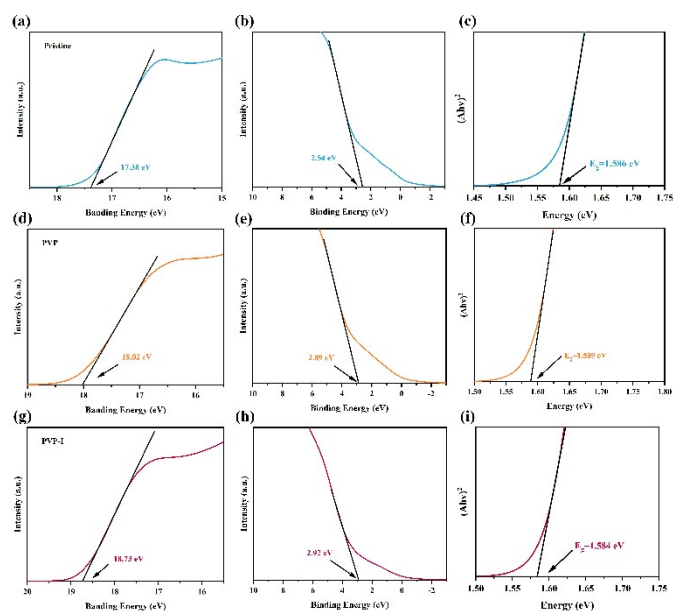


Figure S4. UPS spectra of the ACI  $\text{GAMA}_5\text{Pb}_5\text{I}_{16}$  perovskite films (a, b) without (pristine), with (d, e) PVP and (g, h) PVP-I treatment and the corresponding  $(Ah\nu)^2$  vs  $h\nu$  curves of 2D perovskites films (c, f, i).

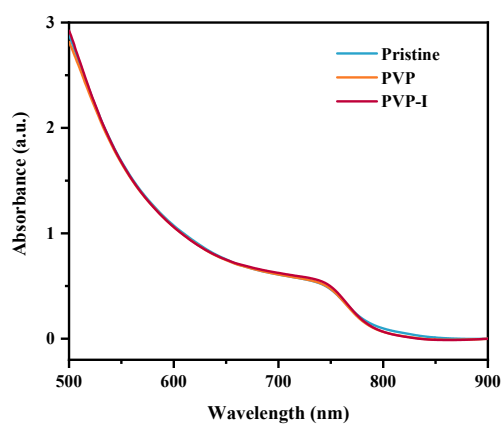


Figure S5. Absorbance spectra of the quasi-2D ACI perovskite films before and after PVP and PVP-I treatment.

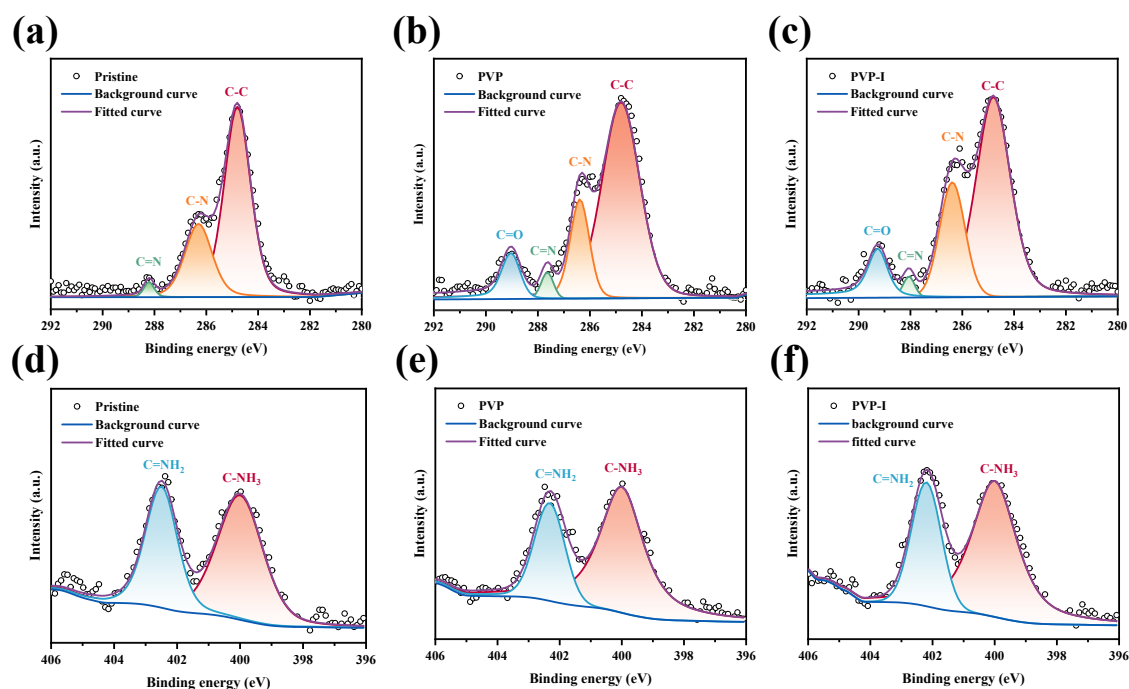


Figure S6. C1s XPS spectra for perovskite film (a) without, with (b) PVP-I and (c) PVP-I. The binding energy was calibrated using the C-C binding energy of 284.8 eV. N1s XPS spectra for perovskite film (d) without, with (e) PVP-I and (f) PVP-I. The binding energy was calibrated using the C-NH<sub>3</sub> binding energy of 400.0 eV. Empty circles and lines represent the measured and the fit data, respectively.

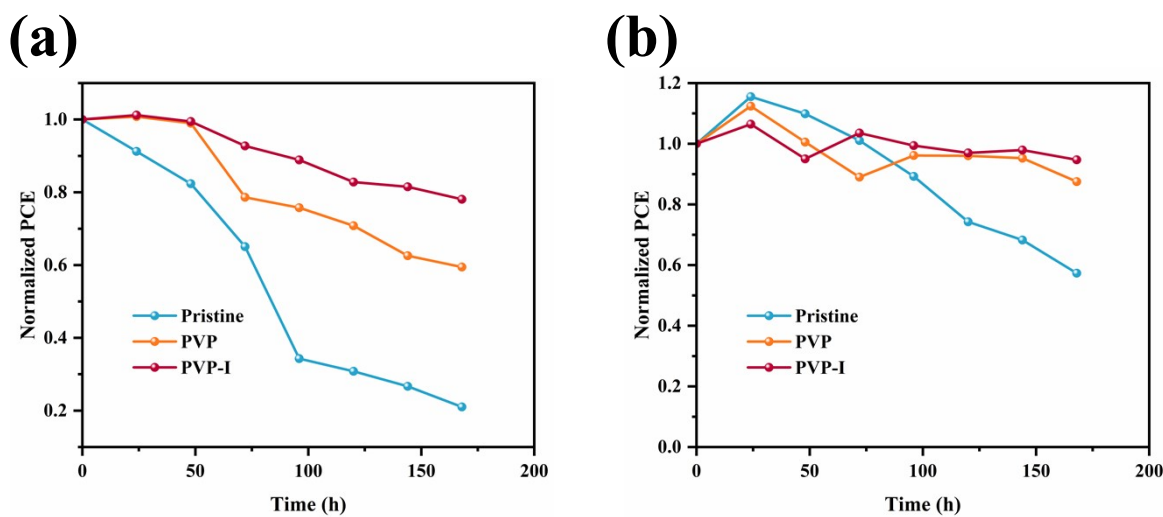


Figure S7. (a) The illumination stability of the devices fabricated before and after PVP and PVP-I treatment tested at  $20 \pm 5$  °C, under AM 1.5G one sun illumination in the N<sub>2</sub> glove-box. (b) The humidity stability of the devices fabricated before and after PVP and PVP-I treatment tested at  $20 \pm 5$  °C,  $40 \pm 5\%$  RH in the air.

Table S2. Summary of reported performance parameters of ACI p-i-n PSCs

Device structure	Perovskite composition	PCE (%)	Ref
ITO/PEDOT:PSS/PVSK/PCBM/LiF:Al	(GA)(MA) <sub>3</sub> Pb <sub>3</sub> I <sub>10</sub>	16.65	[3]
ITO/PTAA/PVSK/PCBM/BCP/Ag	(GA)(MA) <sub>5</sub> Pb <sub>5</sub> I <sub>16</sub>	15.73	This work
ITO/PEDOT:PSS/PVSK/PCBM/BCP/Ag	(GA)(MA) <sub>4</sub> Pb <sub>4</sub> I <sub>13</sub>	14.3	[4]
ITO/ PEDOT:PSS/PVSK/C60/BCP/Ag	(GA)(MA) <sub>4</sub> Pb <sub>4</sub> I <sub>13</sub>	13.82	[5]
ITO/PEDOT:PSS/PVSK/PCBM/BCP/Ag	(GA)(MA) <sub>4</sub> Pb <sub>4</sub> I <sub>13</sub>	13.53	[6]
ITO/ PEDOT:PSS/PVSK/C60/BCP/Ag	(GA)(MA) <sub>4</sub> Pb <sub>4</sub> I <sub>13</sub>	12.8	[7]
FTO/PEDOT:PSS/PVSK/PCBM/Al	(GA)(MA) <sub>3</sub> Pb <sub>3</sub> I <sub>10</sub>	7.26	[8]

## Notes and references

- 1 Y. Ding, Y. Wu, Y. Tian, Y. Xu, M. Hou, B. Zhou, J. Luo, G. Hou, Y. Zhao and X. Zhang, Effects of guanidinium cations on structural, optoelectronic and photovoltaic properties of perovskites, *Journal of Energy Chemistry*, 2021, **58**, 48–54.
- 2 Yong Zhang, Seongrok Seo, Soo Yeon Lim, Younghoon Kim, Seul-Gi Kim, Do-Kyoung Lee, Sun-Ho Lee, Hyunjung Shin, Hyeonsik Cheong and Nam-Gyu Park, Achieving Reproducible and High-Efficiency (>21%) Perovskite Solar Cells with a Presynthesized FAPbI<sub>3</sub> Powder.
- 3 H. Gu, C. Liang, Y. Xia, Q. Wei, T. Liu, Y. Yang, W. Hui, H. Chen, T. Niu, L. Chao, Z. Wu, X. Xie, J. Qiu, G. Shao, X. Gao, G. Xing, Y. Chen and W. Huang, Nanoscale hybrid multidimensional perovskites with alternating cations for high performance photovoltaic, *Nano Energy*, 2019, **65**, 104050.
- 4 P. Yan, C. Xiang, Z. Wu, C. Wang, H. Li and C. Sheng, Methylammonium chloride or guanidinium chloride as an additive to improve performance of 2D alternating cation perovskite solar cells: A direct comparison, *Journal of Alloys and Compounds*, 2023, **933**, 167671.
- 5 M. Wang, J. You, C. Xu, J. Dong, C. Luo, Q. Song and S. Zhang, Phase control of quasi-2D perovskite thin films by adding MAPbI<sub>3</sub> in the precursor solution, *Dalton transactions (Cambridge, England : 2003)*, 2022, **51**, 13919–13927.
- 6 Y. Zhang, J. Chen, X. Lian, M. Qin, J. Li, T. R. Andersen, X. Lu, G. Wu, H. Li and H. Chen, Highly Efficient Guanidinium-Based Quasi 2D Perovskite Solar Cells via a Two-Step Post-Treatment Process, *Small Methods*, 2019, **3**, 1900375.
- 7 C. Ma, M.-F. Lo and C.-S. Lee, A simple method for phase control in two-dimensional perovskite solar cells, *J. Mater. Chem. A*, 2018, **6**, 18871–18876.
- 8 C. M. M. Soe, C. C. Stoumpos, M. Kepenekian, B. Traoré, H. Tsai, W. Nie, B. Wang, C. Katan, R. Seshadri, A. D. Mohite, J. Even, T. J. Marks and M. G. Kanatzidis, New Type of 2D Perovskites with Alternating Cations in the Interlayer Space, (C(NH<sub>2</sub>)<sub>3</sub>)(CH<sub>3</sub>NH<sub>3</sub>)<sub>n</sub>PbI<sub>3n+1</sub>: Structure, Properties, and Photovoltaic Performance, *Journal of the American Chemical Society*, 2017, **139**, 16297–16309.