

Dual pH and Ultrasound responsive Curcumin loaded g-C₃N₄/Ba(OH)₂ nanocarrier for Chemo-Photodynamic Therapy

Saumya [a], Faqua Zarreen [b]#, Masood Nadeem [b]#, Srinivas voddumalla [c], Moshahid A Rizvi [b], Bhavani P. Nenavathu *[a]

[a]Department of Applied Sciences and Humanities, Indira Gandhi Delhi Technical University for Women, Kashmere Gate, Delhi, 110006, India

[b] Department of Biosciences, Jamia Millia Islamia University, 110025, New Delhi, India

[c] NTO large molecules & CMO, Drug substance Singapore, Novartis Singapore pharmaceutical manufacturing Pvt. Ltd. Singapore 636986

*E-mail: bhavaniprasadnaik@igdtuw.ac.in

The authors have contributed equally to this work

Supplementary figures:

Fig. S1. Calibration curve of curcumin.

Fig. S2. Zeta potential value of curcumin-loaded FA-GCNB NC at pH 5.4

Fig. S3. Zeta potential value of curcumin-loaded FA-GCNB NC at pH 7.4.

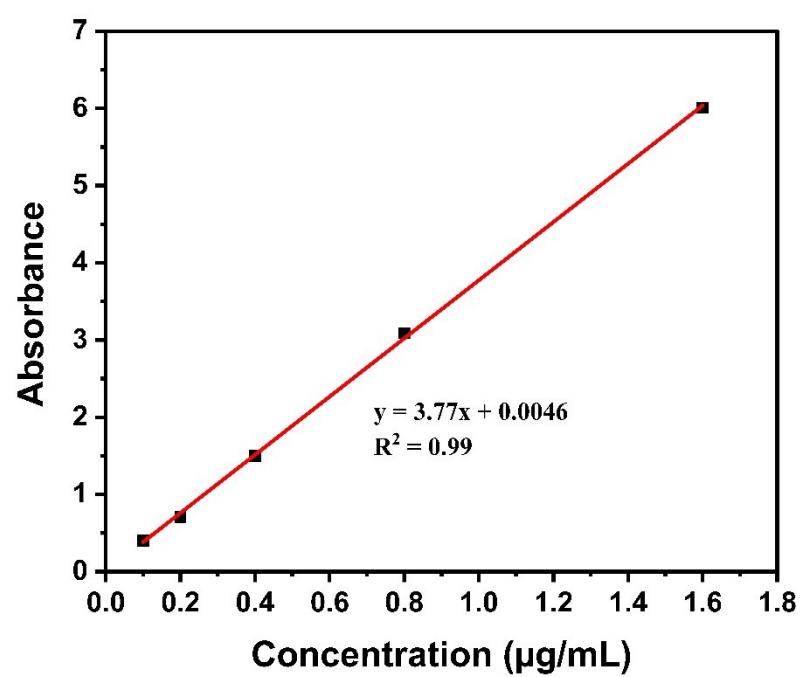


Fig. S1. Standard curve for curcumin at absorbance 423 nm

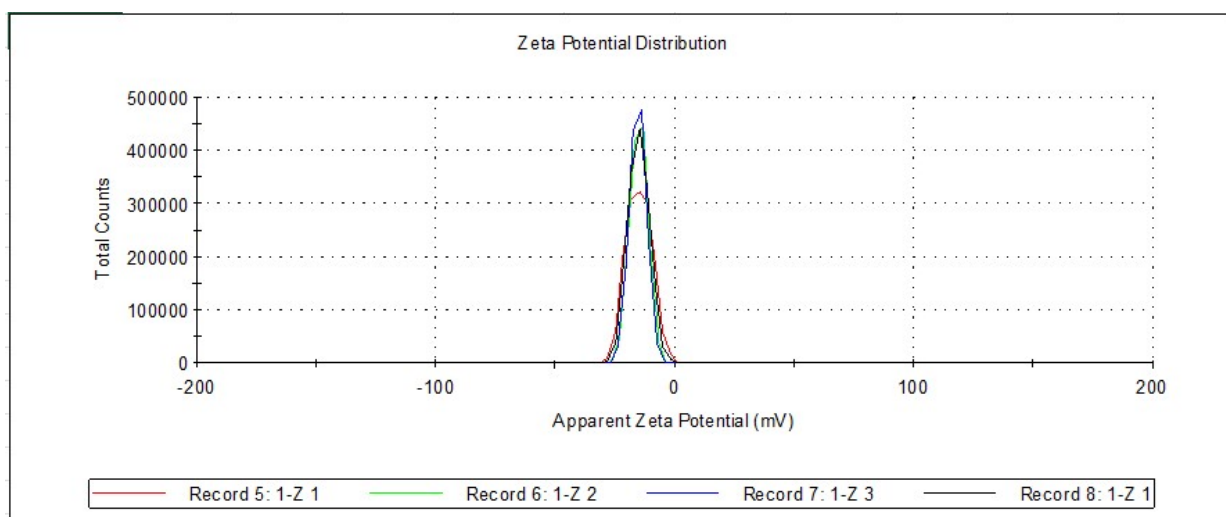


Fig. S2. Zeta's potential value of curcumin-loaded FA-GCNB NC at pH 5.4

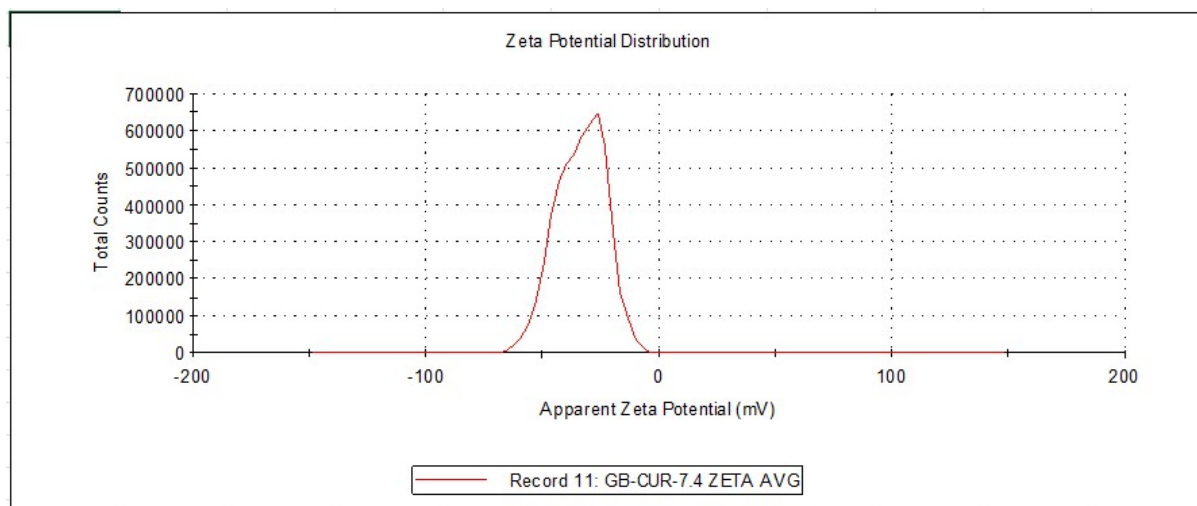


Fig. S3. Zeta's potential value of curcumin-loaded FA-GCNB NC at pH 7.4.