

Electronic Supplementary Informations for

**Aggregation-induced emission polydithioacetal with pendant
tetraphenylethylene groups for Hg²⁺ detection and removal**

Yu Gu, Jianjian Zhu, Xinyu Yuan, Siyong Li, Zhongxiang Zhao, and Yanbing Lu*

Advanced Catalytic Engineering Research Center of the Ministry of Education, College of
Chemistry and Chemical Engineering, Hunan University, Changsha 410082, P. R. China

Contents:

Figure S1. GPC trace of polymer PTA-TPE.

Figure S2. Photoluminescence spectra of PTA-PTE (10 μM) in the presence of Hg^{2+} and various metal ions in PBS solution.

Figure S3. (A) Photoluminescence spectra of PTA-PTE (10 μM) in the presence of Hg^{2+} in PBS (pH 5.0). (B) Photoluminescence spectra of PTA-PTE (10 μM) in the presence of Hg^{2+} and various metal ions in PBS (pH 5.0).

Figure S4. (A) Photoluminescence spectra of PTA-PTE (10 μM) in the presence of Hg^{2+} in PBS (pH 9.0). (B) Photoluminescence spectra of PTA-PTE (10 μM) in the presence of Hg^{2+} and various metal ions in PBS (pH 9.0).

Table S1. Comparison between various sensing parameters of thioacetal based detection systems.

Table S2. The AFS data of PTA-TPE with Hg^{2+} .

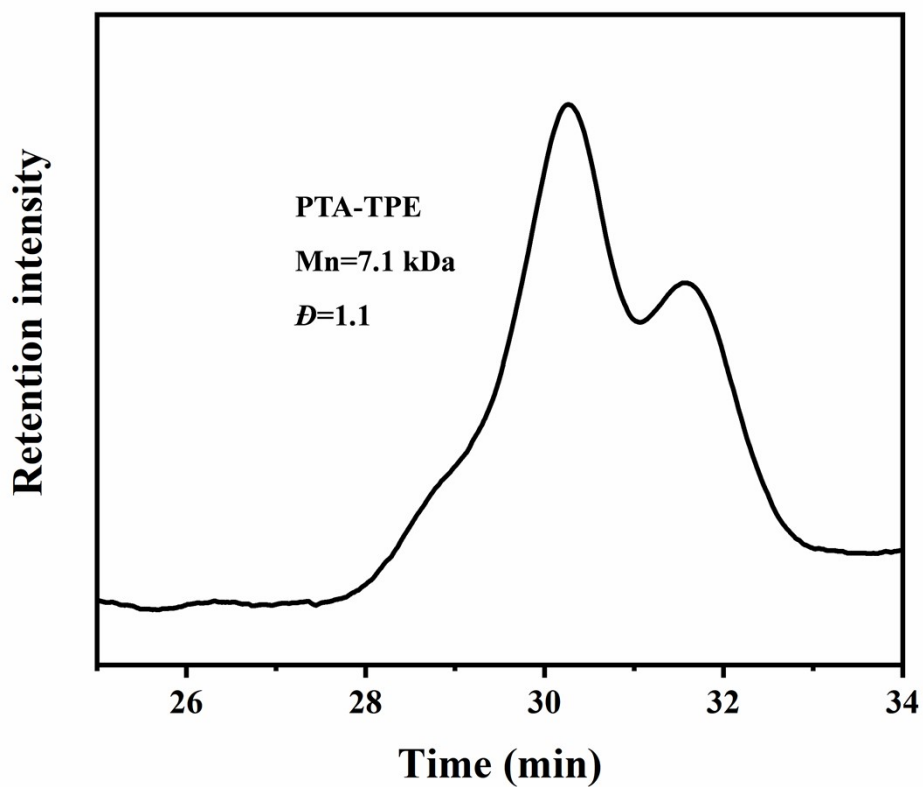


Figure S1. The GPC trace of polymer PTA-TPE.

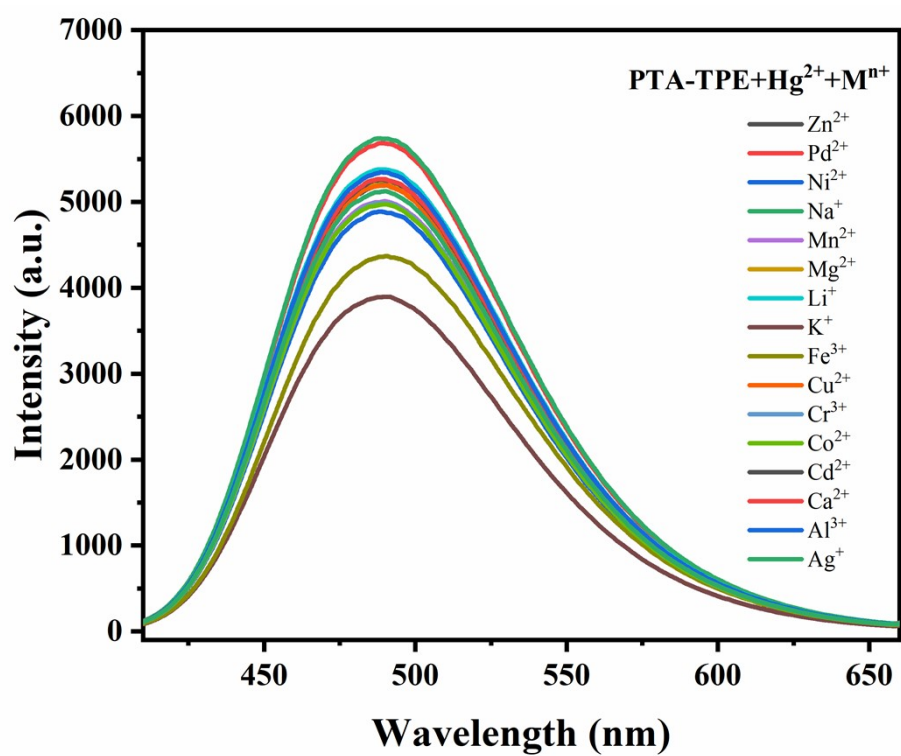


Figure S2. Photoluminescence spectra of PTA-TPE (10 μ M) in the presence of Hg²⁺ and various metal ions in PBS solution.

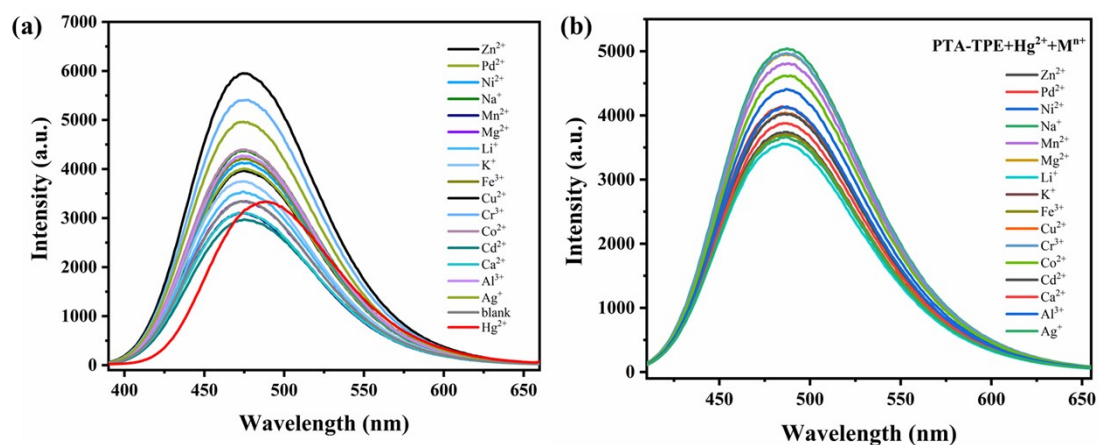


Figure S3. (A) Photoluminescence spectra of PTA-PTE (10 μM) in the presence of Hg^{2+} in PBS (pH 5.0). (B) Photoluminescence spectra of PTA-PTE (10 μM) in the presence of Hg^{2+} and various metal ions in PBS (pH 5.0).

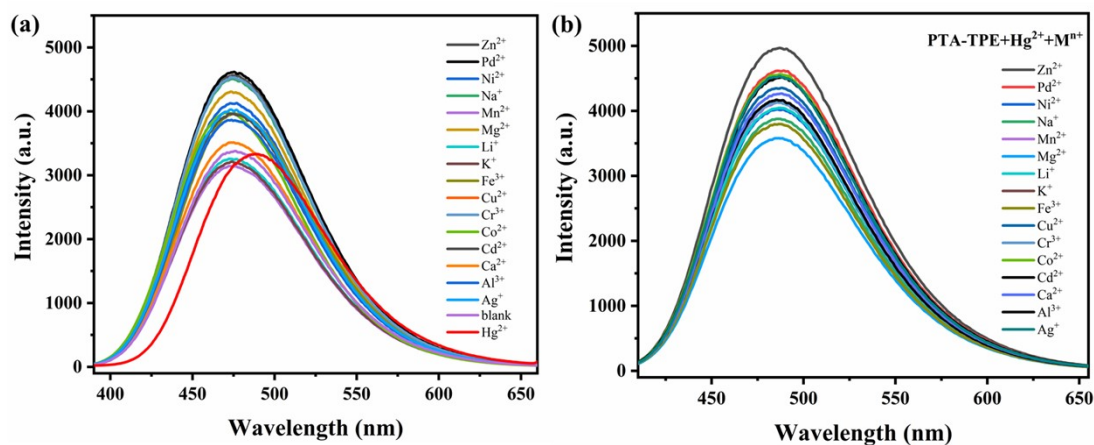
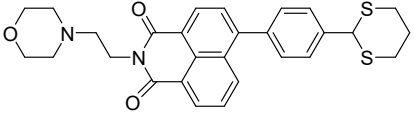
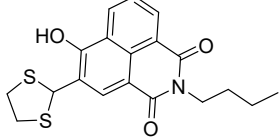
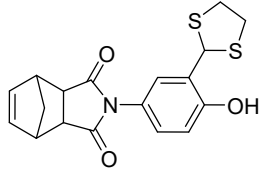
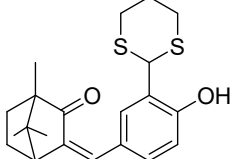
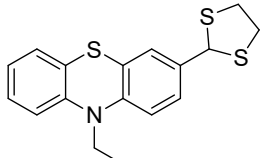
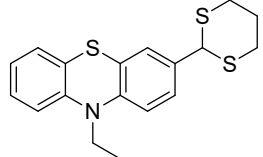
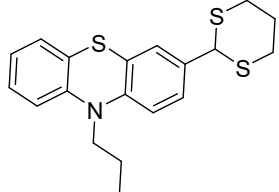
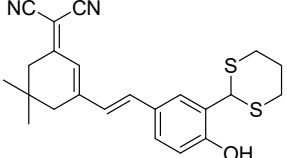
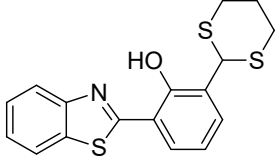
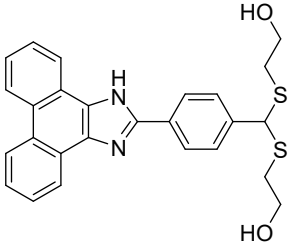
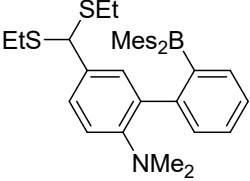
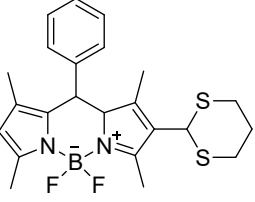
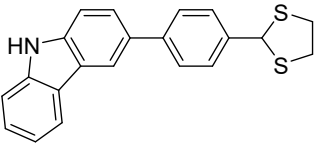
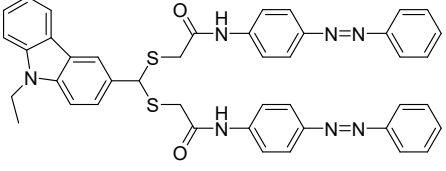
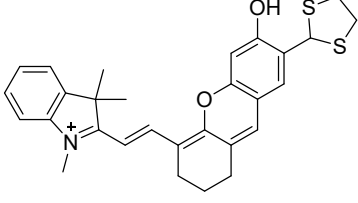
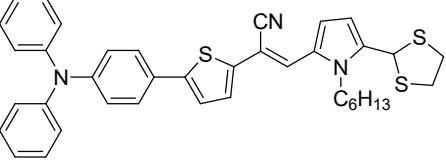
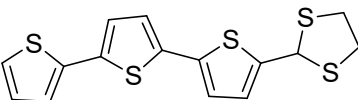
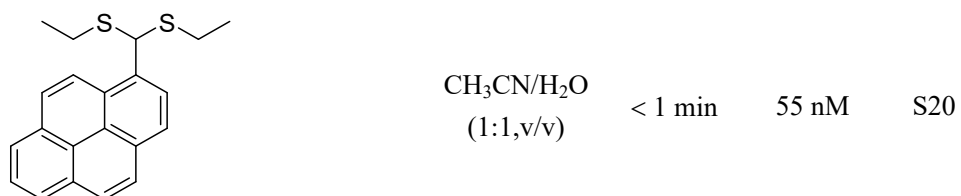
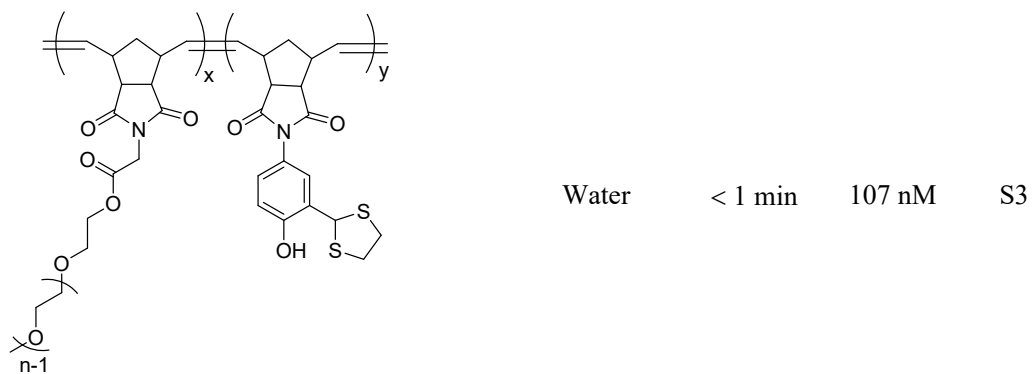
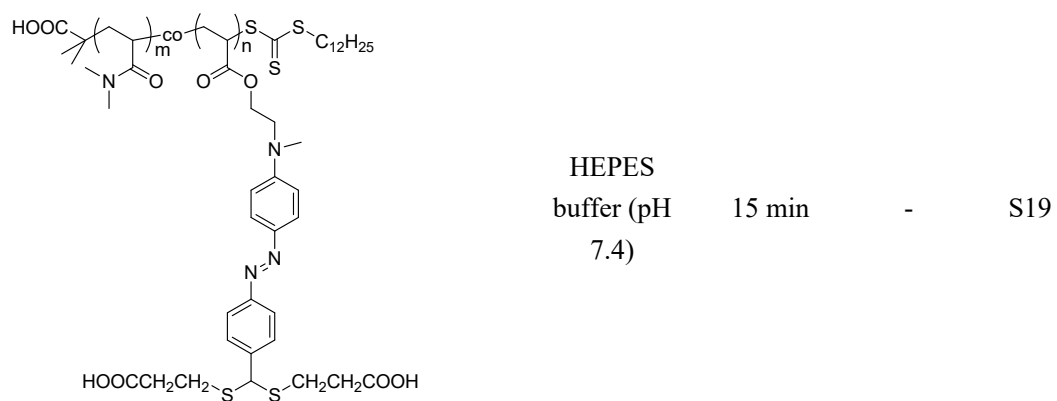
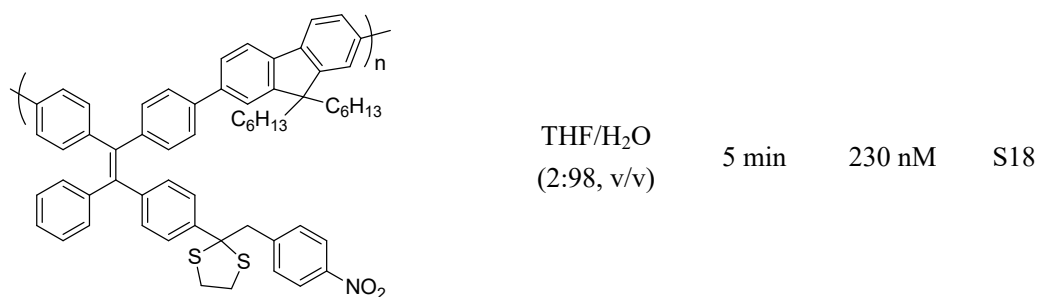
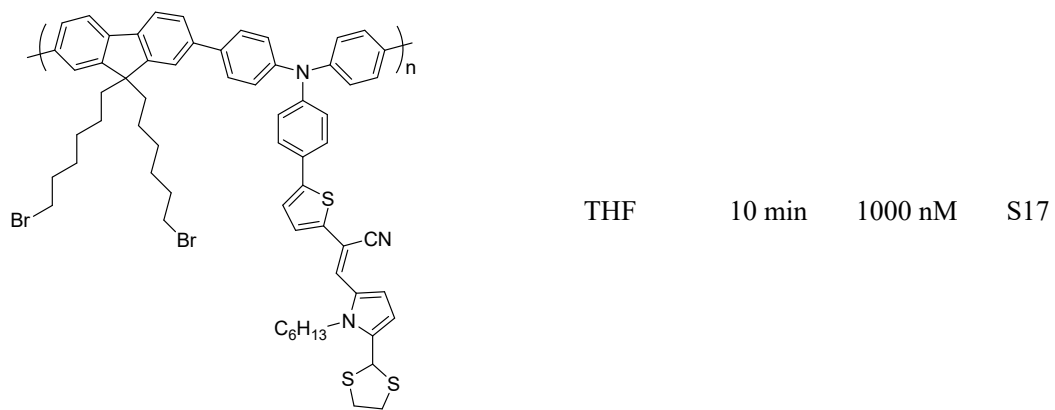


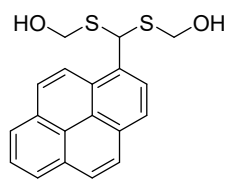
Figure S4. (A) Photoluminescence spectra of PTA-PTE (10 μM) in the presence of Hg^{2+} in PBS (pH 9.0). (B) Photoluminescence spectra of PTA-PTE (10 μM) in the presence of Hg^{2+} and various metal ions in PBS (pH 9.0).

Table S1. Comparison between various sensing parameters of thioacetal based detection systems.

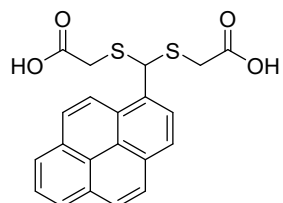
Probes	Media	Response time	Detection limit	Ref.
	ACN/H ₂ O (8:2)	10 s	3.3 nM	S1
	EtOH/H ₂ O (2:8, v/v; pH7.4)	10 min	40 nM	S2
	DMSO/H ₂ O (3:2,)	< 1 min	8.2 nM	S3
	99% PBS buffer	15 min	19.3nM	S4
	EtOH/H ₂ O (1/1, v/v)	5 min	18.7 nM	S5
	EtOH/H ₂ O (1/1, v/v)	5 min	20.7 nM	S5
	DMSO/H ₂ O (1:3, v/v)	< 1 min	12.5 nM	S6
	DMF/PBS buffer (10 mM, pH 7.4, 5: 5, v/v)	15 min	297nM	S7

	CH ₃ CN/H ₂ O (1:1,v/v)	15 min	200 nM	S8
	PBS (2 mM Triton X- 100)	~1 min	1.16 nM	S9
	H ₂ O	-	72.7 nM	S10
	HEPES buffer/CH ₃ C N (4 : 1, v/v)	-	0.9 nM	S11
	THF/H ₂ O (f _w = 5%)	-	205 nM	S12
	CH ₃ CN/H ₂ O (1:1,v/v)	30 s	18 nM	S13
	HEPES buffer (10 mM, pH 7.4)	5 min	320 nM	S14
	THF	6 min	800 nM	S15
	EtOH/H ₂ O (1/1, v/v)	1 min	10.3 nM	S16

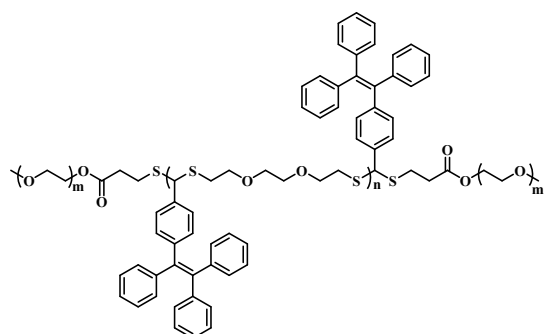




PBS buffer 30 min 1.74 nM S21



PBS buffer 30 min 1.53 nM S21



Water < 1 min 10.81 nM This work

Table S2. Comparative table of various Hg²⁺-specific polymer receptors with the present system.

Materials	Adsorption time	Detection limit	Detection specificity	Removal Rate (%)	Ref.
Tryptophan-fluorescent polymer	/	1.5 nM	Hg ²⁺ & HSO ₄ ⁻	93.5	S22
Cysteamine-functionalized hydrogel	3 h	0.3 nM	Hg ²⁺	90.7	S23
Thiol-amine functionalized polymer	0.5 h	/	Hg ²⁺	/	S24
Fluorescence probe on mesoporous silica	3 h	0.19 μM	Hg ²⁺ & Cu ²⁺	96.3	S25
AIE fluorescent polymer	12 h	0.30 μM	Hg ²⁺	90.0	S26
AIE thioacetal polymer	0.5 h	10.81 nM	Hg ²⁺	80.6	This work

References

- S1. D. Jothi, S. K. Iyer, *Inorg. Chem. Commun.* **2022**, *143*, 109735.
- S2. M. Tian, C. Wang, Q. Ma, Y. Bai, J. Sun, C. Ding, *ACS Omega* **2020**, *5*, 18176-18184.
- S3. T. Samanta, N. Das, D. Patra, P. Kumar, B. Sharmistha, R. Shunmugam, *ACS Sustain. Chem. Eng.* **2021**, *9*, 5196-5203..
- S4. Z. Wang, Y. Zhang, J. Yin, Y. Yang, H. Luo, J. Song, X. Xu, S. Wang, *ACS Sustain. Chem. Eng.* **2020**, *8*, 12348-12359.

- S5. C. Wang, L. Wang, S. Fang, D. Qin, J. Zhou, G. Yang, S. Jin, H. Duan, *Res. Chem. Intermediat.* **2019**, *45*, 2045-2063.
- S6. J. Wang, Q. Niu, T. Hu, T. Li, T. J. Wei, *Photochem. Photobiol. A Chem.* **2019**, *384*, 112036.
- S7. S. C. Pei, C. Z. Li, X. Y. Pei, W. H. Zeng, Y. Y. Zhang, K. X. Jiang, X. Huang, X. L. Liao, Chen, *J. Spectrochim. Acta A* **2023**, *285*, 121886.
- S8. I. J. Chang, K. S. Hwang, S. K. Chang, Selective Hg²⁺ signaling via dithiane to aldehyde conversion of an ESIPT fluorophore. *Dyes Pigments* **2017**, *137*, 69-74.
- S9. Y. Gao, N. Yi, Z. Ou, Z. Li, T. Ma, H. Jia, W. Xing, G. Yang, Y. Li, *Sensor. Actuat. B: Chem.* **2018**, *267*, 136-144.
- S10. Q. W. Xu, C. Wang, Z. B. Sun, C. H. Zhao, *Org. Biomol. Chem.* **2015**, *13*, 3032-3039.
- S11. S. Saha, H. Agarwalla, H. Gupta, M. Baidya, E. Suresh, S. K. Ghosh, Das, *Dalton Trans.* **2013**, *42*, 15097–15105.
- S12. Pan, J.; Ma, J.; Liu, L.; Li, D.; Huo, Y.; Liu, H. *J. Photochem. Photobiol. A Chem.* **2021**, *416*, 113322.
- S13. Z. Yu, Z. Tian, Z. Li, Z. Luo, Y. Li, Y. Li, J. Ren, *Sensor. Actuat. B: Chem.* **2016**, *223*, 172-177.
- S14. Y. Wang, X. Hou, Z. Li, C. Liu, S. Hu, C. Li, Z. Xu, Y. Wang, *Dyes Pigments* **2020**, *173*, 107951.
- S15. J. Ding, H. Li, C. Wang, J. Yang, Y. Xie, Q. Peng, Q. Li, Z. Li, *ACS Appl. Mater. Inter.* **2015**, *7*, 11369-11376.
- S16. L. Lan, Q. Niu, T. Li, *Anal. Chim. Acta* **2018**, *1023*, 105-114.
- S17. J. Ding, H. Li, Y. Xie, Q. Peng, Q. Li, Z. Li, *Polym. Chem.* **2017**, *8*, 2221-2226.
- S18. Y. Shan, W. Yao, Z. Liang, L. Zhu, S. Yang, Z. Ruan, *Dyes Pigments* **2018**, *156*, 1-7.

- S19. A. Balamurugan, H. I. Lee, *Macromolecules* **2015**, *48*, 1048-1054.
- S20. Y. Y. Liu, S. Naha, N. Thirumalaivasan, S. Velmathi, S. P. Wu, *Sensor. Actuat. B: Chem.* **2018**, *277*, 673-678.
- S21. Y. Gao, T. Ma, Z. Ou, W. Cai, G. Yang, Y. Li, M. Xu, Q. Li, *Talanta* **2018**, *178*, 663-669.
- S22. N. Choudhury, B. Saha, B. Ruidas and P. De, *ACS Appl. Polym. Mater.* 2019, *1*, 461-471.
- S23. M. Bansal, B. Ram, G. S. Chauhan and A. Kaushik, *Int J Biol Macromol.* 2018, *112*, 728-736.
- S24. S. Chatterjee, H. Gohil, I. Raval, S. Chatterjee and A. R. Paital, *Small* **2019**, *15*, 1804749.
- S25. D. Dai, Z. Li, J. Yang, C. Wang, J.-R. Wu, Y. Wang, D. Zhang and Y.-W. Yang, *J. Am. Chem. Soc* **2019**, *141*, 4756-4763.
- S26. B. Liu, F. Zhao, Y. Qiu, W. Liu and Z. Wu, *J Mater Chem C* **2023**, *11*, 1499-1508.