

**Sustainable strategies to achieve industrial ethanol titers from different  
bioenergy feedstocks: Scale-up approach for better ethanol yield –  
Supplementary**

**Narendra Naik Deshavath,<sup>1,2</sup> William Woodruff,<sup>2,3</sup> Vijay Singh<sup>1,2\*</sup>**

*<sup>1</sup>Department of Agricultural and Biological Engineering, University of Illinois at Urbana-Champaign,  
Urbana, IL 61801, USA*

*<sup>2</sup>Center for Advanced Bioenergy and Bioproducts Innovation (CABBI), University of Illinois at Urbana-  
Champaign, Urbana, IL 61801, USA*

*<sup>3</sup>Department of Chemical and Biomolecular Engineering, University of Illinois at Urbana-Champaign,  
Urbana, IL 61801, USA*

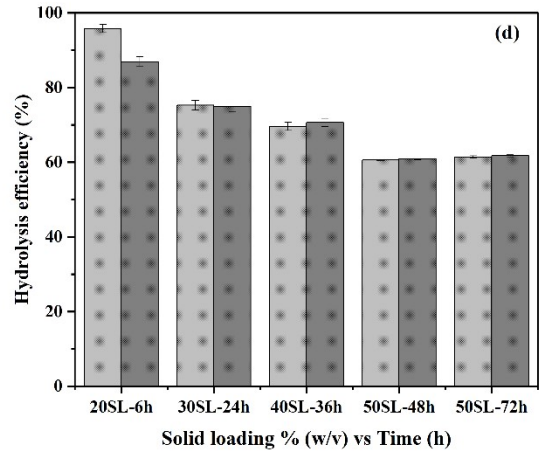
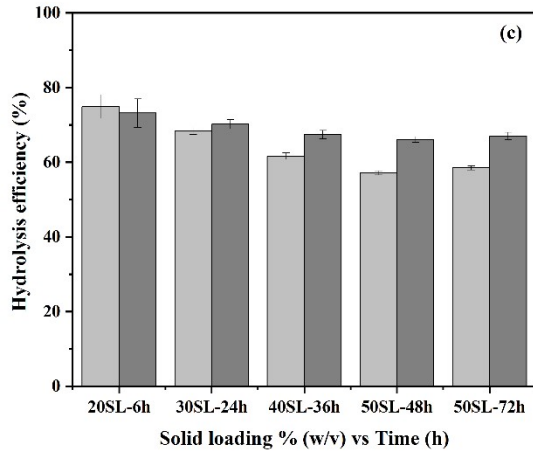
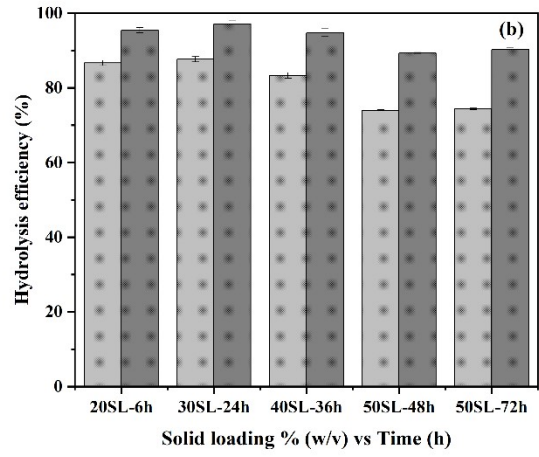
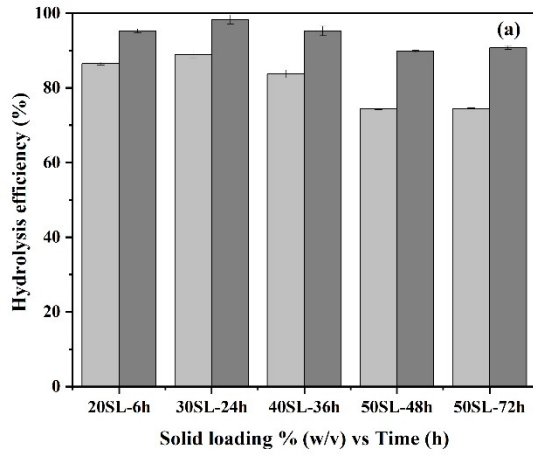
**\*Corresponding author**

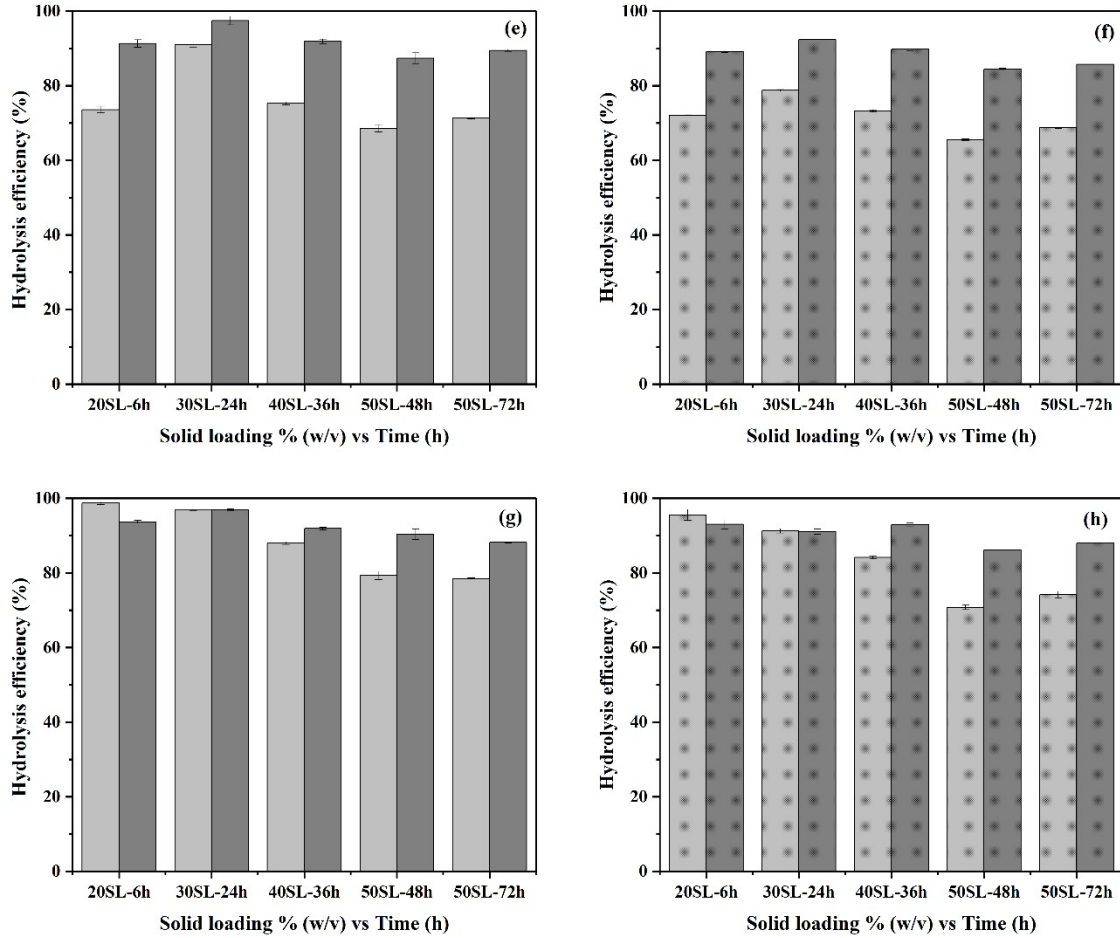
**Prof. Vijay Singh**

E-mail: vsingh@illinois.edu

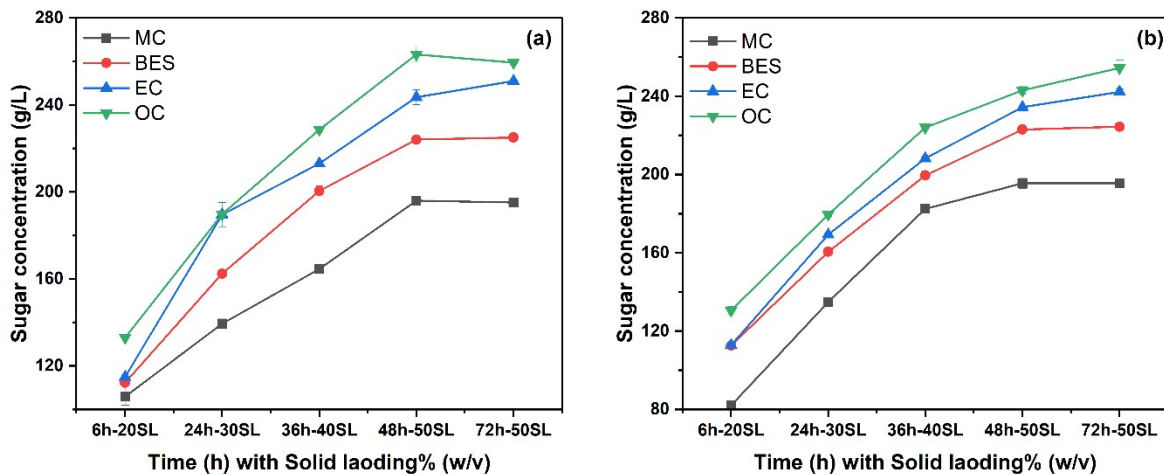
Tel: +1 (217) 333-9510

# Figures

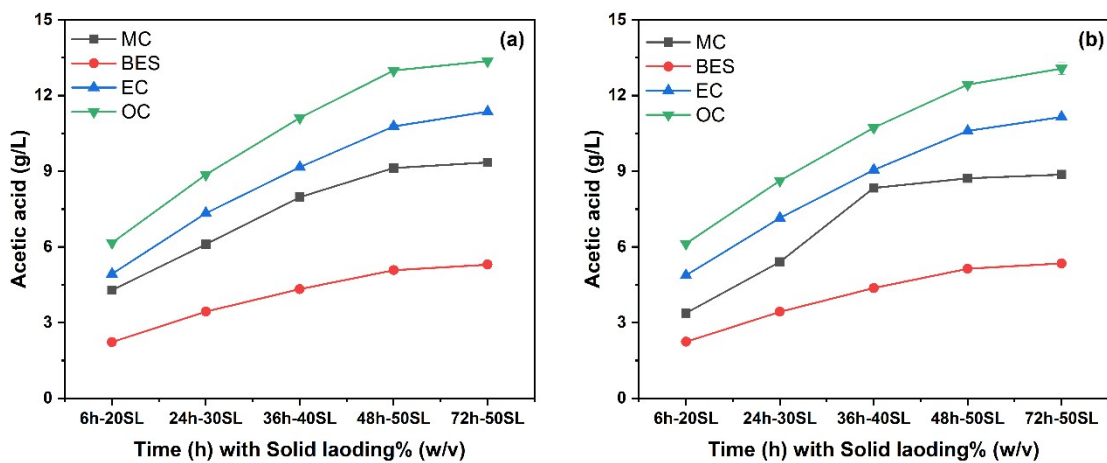




**Fig. S1** Enzymatic hydrolysis efficiency of (a, b) BES, (c, d) MC, (e, f) EC, and (g, h) OC in 50 mM citrate buffer (solid bars) and water (solid bar with dots). Light grey represents Cellulose, and Dark grey represents Xylan.



**Fig. S2** Sugar yields at different solid loadings in (a) citrate buffer and (b) distilled water.



**Fig. S3** Increasing profiles of acetic acid corresponding to solid loading in (a) citrate buffer and (b) distilled water.