

Narrow escape for active camphor particles: facilitated escape and aging.

Raúl Salgado-García, Orlando Díaz-Hernández, Andrés Castañeda-Jonapá, Gustavo Morales-Padrón, Alberto Estudillo, Thomas Buhse and José-Manuel Cruz.

The Electronic Supplementary Information (ESI) contains videos and figures that are referenced in the main text.

Videos for the types of trajectories found in the *control test* (CT) experiments.

- Video 1. *Type1_Trajectory*. Camphor discs reach the Petri dish wall before 2 seconds after released.
- Video 2. *Type2_Trajectory*. Shows the type 2 trajectory. Camphor discs reach the wall within 2 seconds and 60 seconds after released.
- Video 3. *Type3_Trajectory*. Shows the type 3 trajectory. Camphor discs reach the wall in 60 seconds or more after released.
- Video 4. *Type3_Trajectory*. Shows another type 3 trajectory. In this case the particle does not perform a sliding dynamic before reaching the fictitious opening.


Videos for the types of trajectories found in the *escape probe* (EP) experiments.

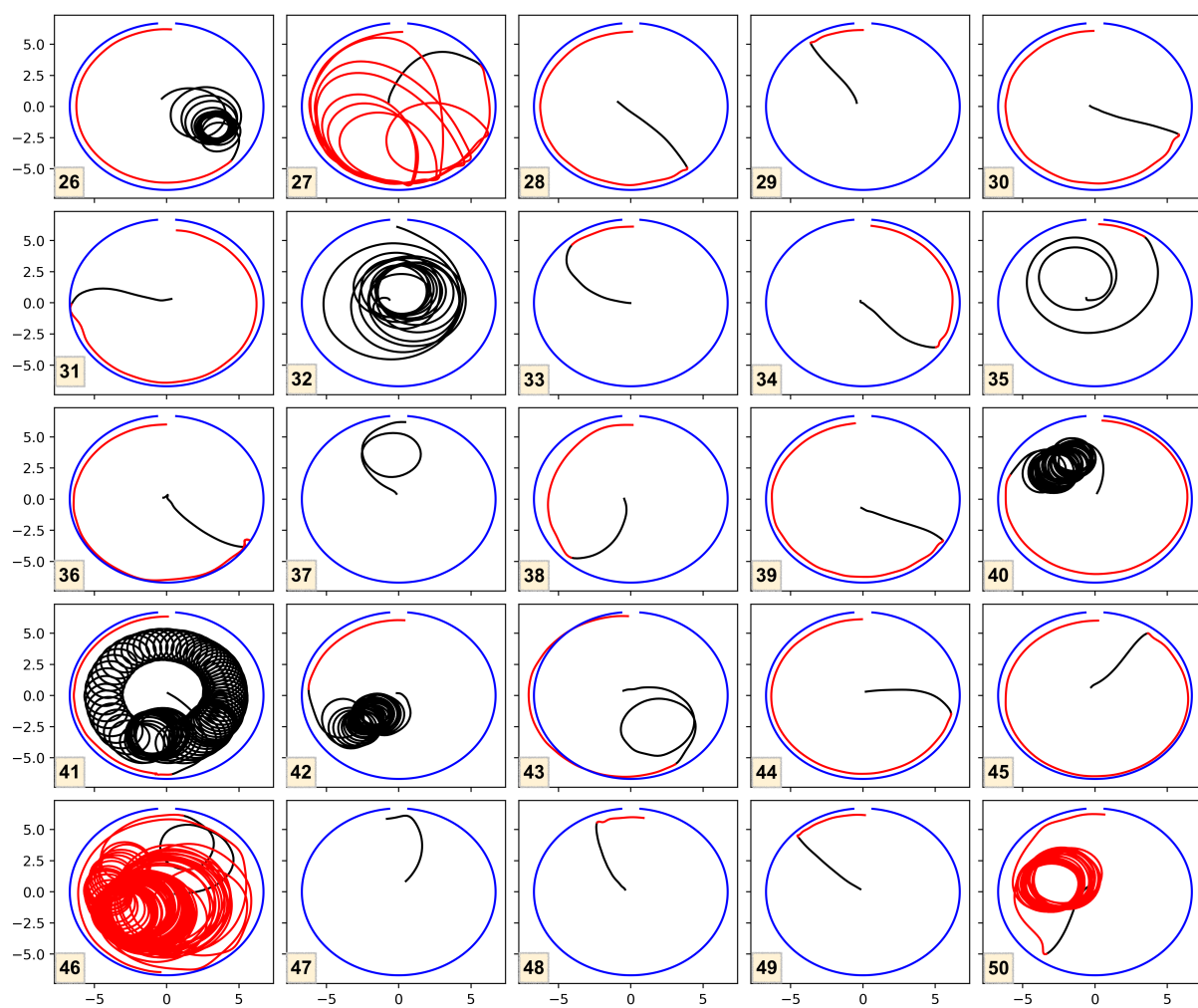
- Video 5. *Type1_Trajectory*. Camphor discs reach the Petri dish wall before 2 seconds after released.
- Video 6. *Type2_Trajectory*. Shows the type 2 trajectory. Camphor discs reach the wall within 2 seconds and 60 seconds after released.
- Video 7. *Type3_Trajectory*. Shows the type 3 trajectory. Camphor discs reach the wall in 60 seconds or more after released.
- Video 8. *Type4_Trajectory*. Camphor discs do not reach the wall during the experiment (5 minutes).

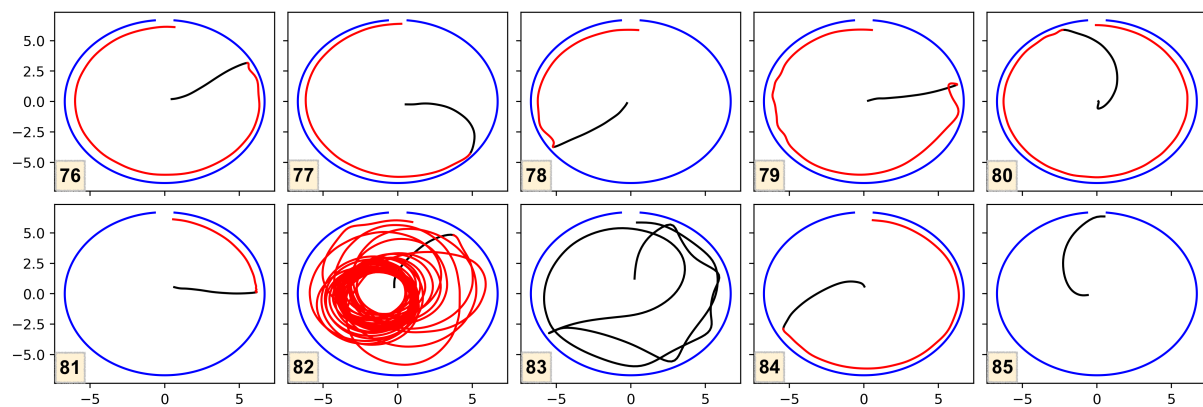

Videos for trajectories exhibiting a complex behavior.

- Video 9. *CT- Bouncing motion after FPT.*
- Video 10. *EP- shows several chiral flips.*
- Video 11. *EP- shows a S-shape chiral flip.*

The next figures show tracked trajectories of the CT experiments.







The next figures show tracked trajectories of the EP experiments.

