

Electronic Supplementary Information

Sonodynamic-Chemotherapy Synergy with Chlorin e6-based Carrier-free Nanoparticles for Non-Small Cell Lung Cancer

Shuangyu Tian^{a,b}, Jinghang Li^{a,b}, Dongdong Wang^a, Yingchao Han^a, Honglian Dai^a, and
Lesan Yan^{a,b,c*}

^a State Key Laboratory of Advanced Technology for Materials Synthesis and Processing, Biomedical Materials and Engineering Research Center of Hubei Province, Wuhan University of Technology, Wuhan, 430070, China.

^b School of Chemistry, Chemical Engineering and Life Science, Wuhan University of Technology, Wuhan 430070, China

^c Wuhan University of Technology Advanced Engineering Technology Research Institute of Zhongshan City, Zhongshan 528400, China

E-mail: lsyan@whut.edu.cn

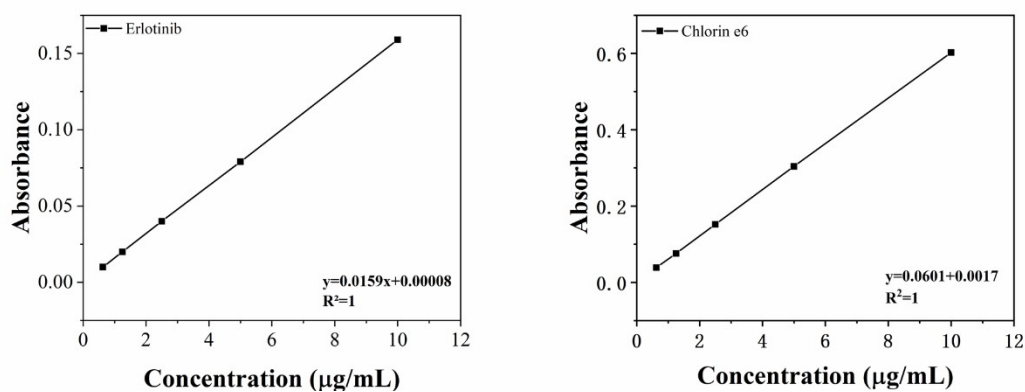


Fig. S1 UV absorption standard curve of Erlotinib and Chlorin e6.

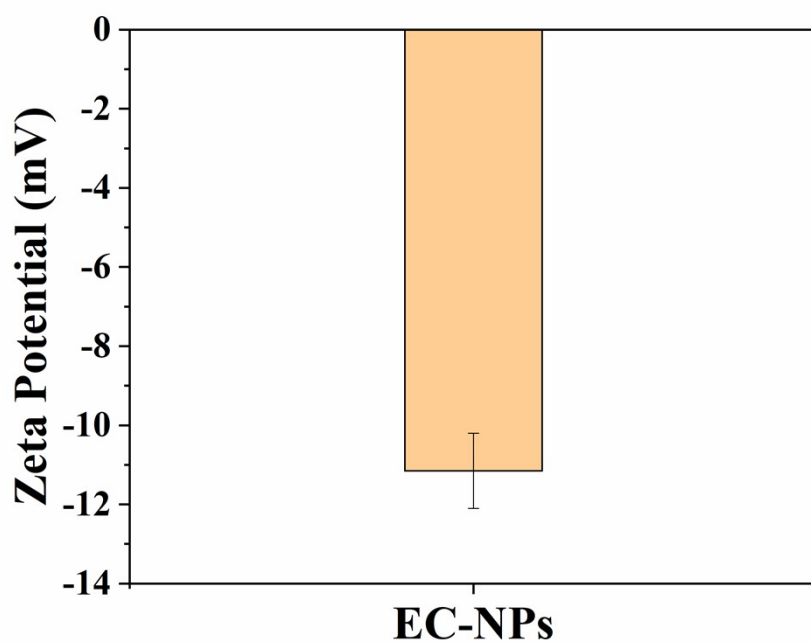


Fig. S2 Zeta potential of EC-NPs.

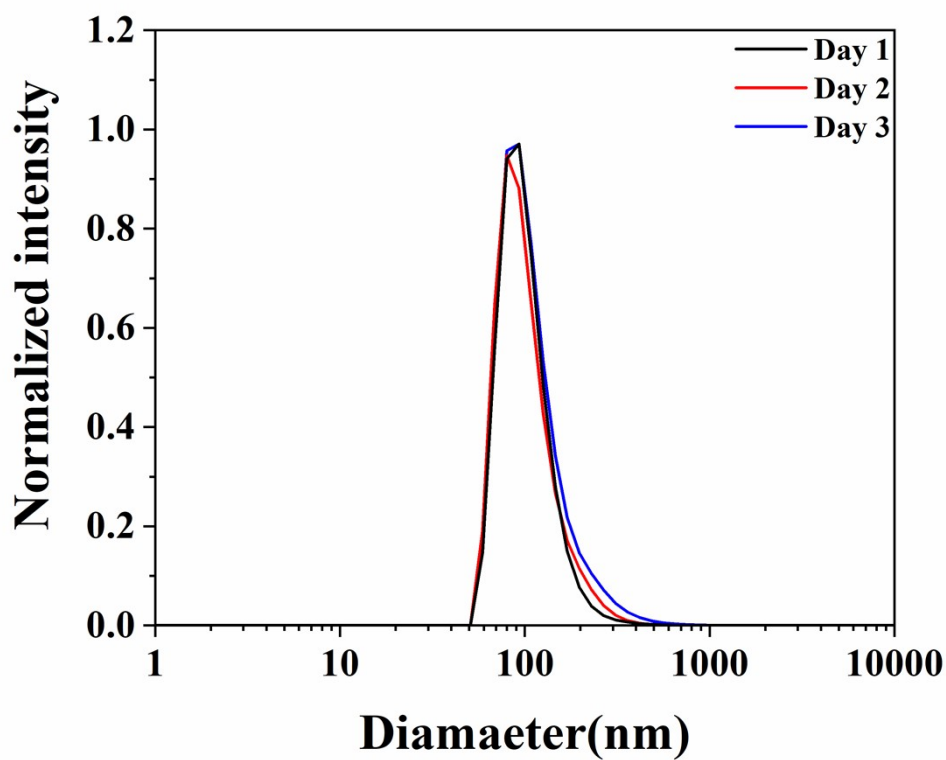


Fig. S3 Changes in particle size of EC-NPs in a solution containing 10% serum within 3 days.

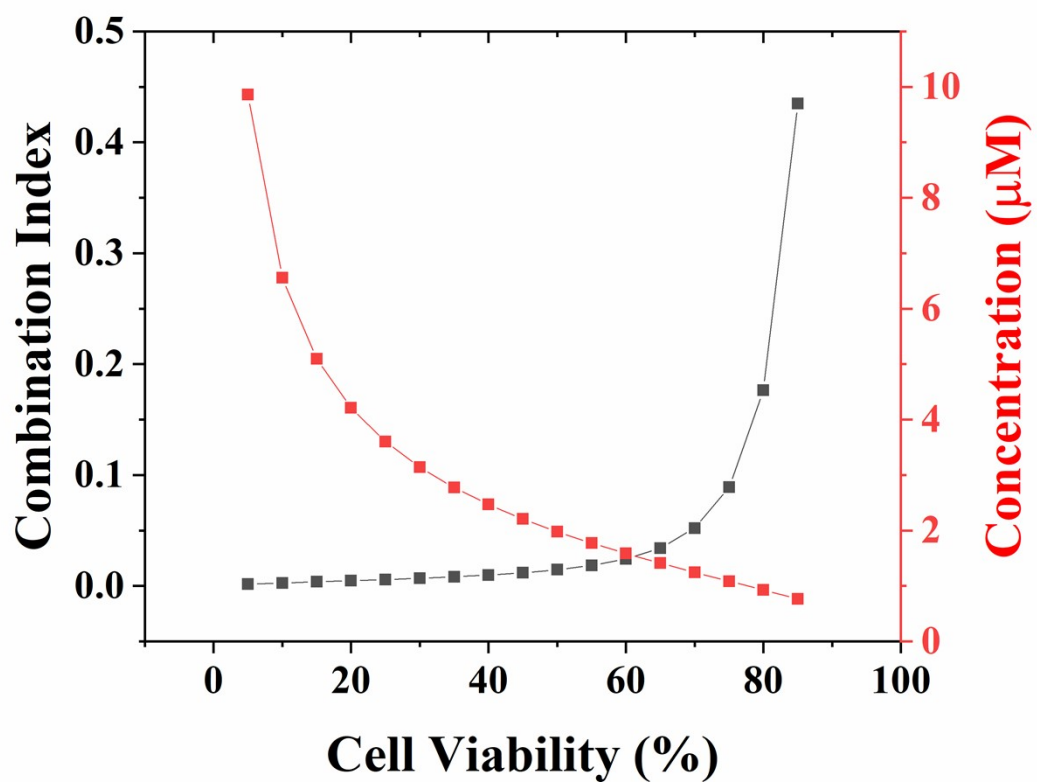


Fig. S4 The relationship between the Combination Index of EC-NPs, cell viability, and drug concentration.