



Supporting Information

1. The images of western blot


1.1 Representative protein blots of TLR4




1.2 Representative protein blots of MyD88




1.3 Representative protein blots of P- NF-κB p65




1.4 Representative protein blots of NF-κB p65




1.5 Representative protein blots of β-actin



1.6 Representative protein blots of Nrf2



1.7 Representative protein blots of NQO1



1.8 Representative protein blots of β -actin

