

Phosphorous Acid Mediated Novel Synthesis of $\text{MnPO}_4 \cdot \text{H}_2\text{O}$ and $\text{Mn}_2\text{P}_2\text{O}_7$ with Unique Flower-Like Morphology: A New Approach to Manganese Phosphates Supercapacitors

Prakash Bobde^{a,b}, Kajal Uphade^c, Sharath Kandambeth^c, Shikha Wadhwa^d, Ranjit Kumar^{e*}

^aTechknowgreen Research Laboratory-9, Building G A-4, 3rd Floor, Waters Square, New DP Road, Pimpri-Chinchwad, Pune-411027, India

^bDepartment of Research & Development, UPES University, Energy Acres Building, Bidholi, Dehradun-248007, Uttarakhand, India

^cDepartment of Chemistry, Shiv Nadar Institution of Eminence, Delhi-NCR-201314, India

^dApplied Science Cluster, School of Engineering, UPES University, Energy Acres Building, Bidholi, Dehradun-248007, Uttarakhand, India

^{e*}Center for Advanced Materials, Department of Chemical Engineering, Shiv Nadar Institution of Eminence, Delhi-NCR-201314, India

* Corresponding author

Email: ranjit.kumar@snu.edu.in

Supporting Information

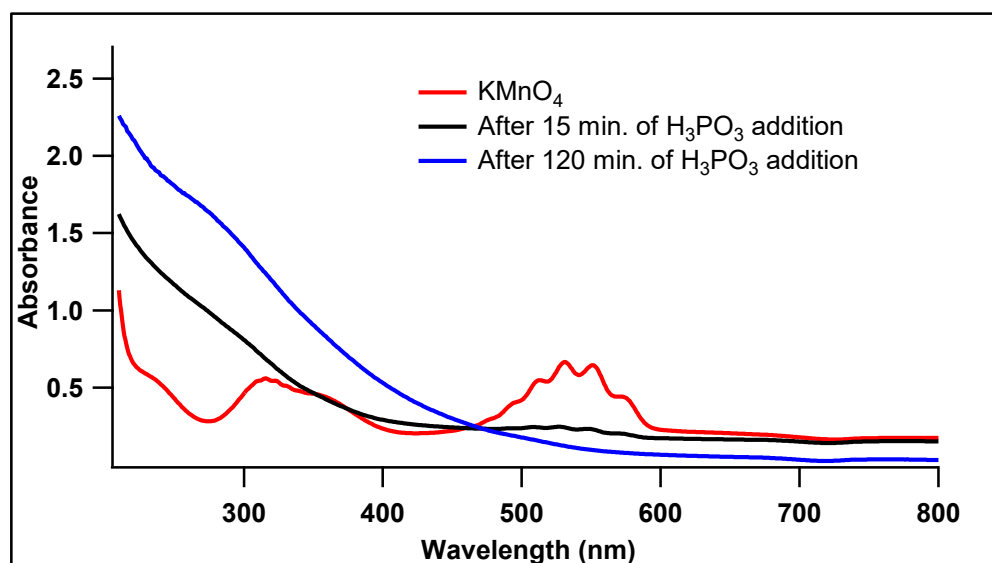


Fig. S1. UV-vis spectra to monitor the progress of the reaction between KMnO_4 and H_3PO_3 .

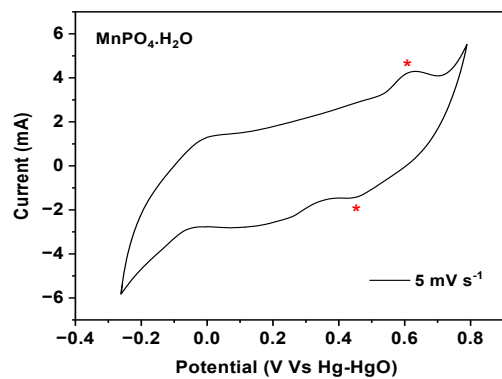


Fig. S2. Cyclic voltammogram of MnPO_4 at a lower scan rate of 5 mV s^{-1}

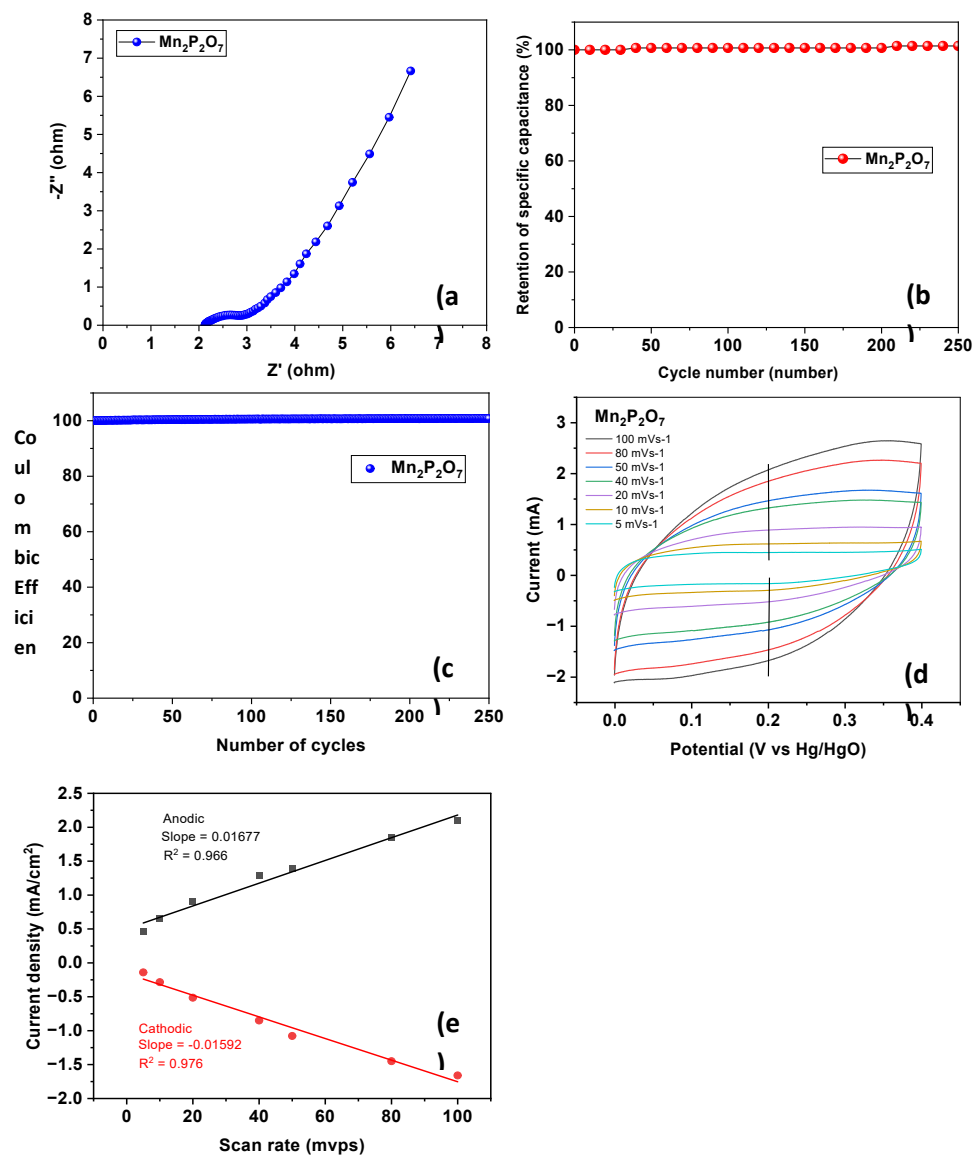


Fig. S3. (a) EIS (b) Specific capacitance (c) Coulombic efficiency (d) CV (e) linear plot of capacitive current density vs scan rate of $\text{Mn}_2\text{P}_2\text{O}_7$